

Wilmslow South

Future demand for early years childcare places and out of school childcare places will in all probability be met by existing provision over the five years - moving toward 2027. However this sufficiency situation will require monitoring.

Existing providers may need to prepare for a small increase in demand.

Summary Conclusion

Theme	Status	Supporting Evidence												
Is there an estimated additional forthcoming demand – up to 2027 – for 0-4 years early years childcare places in the Wilmslow South Schools Planning Area?	Yes	Local Authority calculations indicate that 7 new early years childcare places for 0-4 years would be required to maintain the 2022 sufficiency ratio.												
Is there an estimated additional forthcoming demand – up to 2027 – for 0-4 years out of school childcare places in the Wilmslow South Schools Planning Area?	Yes	Local Authority calculations indicate that 6 new out of school childcare places (including actual school-based) for 5-11 year olds would be required to maintain the 2022 sufficiency ratio.												
Are there any childcare providers with an evident intention (in summer 2022) to expand located in the Wilmslow South Planning Area?	Yes	<table border="1"> <thead> <tr> <th>Type of Provider</th> <th>Percentage of providers with intention to increase capacity...</th> <th>Combined number of additional places...</th> </tr> </thead> <tbody> <tr> <td>Early Years Childcare Provider/Setting</td> <td>7%</td> <td>7</td> </tr> <tr> <td>Out of School Childcare Provider</td> <td>0</td> <td>0</td> </tr> <tr> <td>Registered Childminder</td> <td>0</td> <td>0</td> </tr> </tbody> </table>	Type of Provider	Percentage of providers with intention to increase capacity...	Combined number of additional places...	Early Years Childcare Provider/Setting	7%	7	Out of School Childcare Provider	0	0	Registered Childminder	0	0
Type of Provider	Percentage of providers with intention to increase capacity...	Combined number of additional places...												
Early Years Childcare Provider/Setting	7%	7												
Out of School Childcare Provider	0	0												
Registered Childminder	0	0												
In terms of occupancy, what is there a greater incidence of? a) Waiting Lists b) Vacancies among childcare providers located in the Wilmslow South Planning Area in summer 2022?	Waiting Lists/ Vacancies	<p>77% of all relevant providers stated that they had seen a waiting increase in size since summer 2021</p> <p>1% of relevant providers stated that they had seen a waiting list decrease in size since summer 2021</p>												
Is sustainability of existing childcare providers a risk factor in the Wilmslow South Schools Planning Area as of summer 2022. (with 'risk' being denoted as greater than 30% of childcare providers stating they had sustainability concerns in summer 2022).	Yes	<p>64% of early years childcare providers/settings situated in the Wilmslow South Schools Planning Area stated that they were experiencing ongoing sustainability issues as a result of COVID-19 – and repeated themes were:</p> <ol style="list-style-type: none"> 1. Recruitment of staff creating sustainability challenges - 2. Not having the physical space to increase capacity 												
Are there any evident plans by the Local Authority to develop new school places in the Wilmslow South Schools Planning Area – as of summer 2022?	Yes	For Lindow Community Primary School (resource provision) to expand by 3 further places, which will be available to children with Hearing Impairment as their primary need across Reception and Key stages 1 and 2 who have a EHCP.												

The **Wilmslow Schools Planning Area** is located in the northern area of the Cheshire East locality.

There are four new housing developments planned for construction and eventual occupation up to 2027, which will yield approximately 375 new dwellings within the Wilmslow South locality. Source: Cheshire East Council 2022

Table 1 - resident number of children/young people and the potential additional population up to 2027 created by new housing developments Source: Office of National Statistics 2021

Relevant School Planning Area wards = Alderley Edge Chelford Wilmslow East Wilmslow West and Chorley	Number of resident children/young people in Schools Planning Area in 2020	The ONS 2021 forecast percentage increase in cohort population by 2027	Potential future additional population by 2027 for Schools Planning Area - by school cohort - when the new forthcoming 375 dwellings are factored-in – aligned to Cheshire East Council new yield formulas: For 0-4 years = 13 children per 100 dwelling For 5-11 years = 19 children per 100 dwelling For 12-18 years = 15 children per 100 dwelling		Estimated population at 2027 (ONS forecast + yield from new dwellings)	Population increase / decrease 2020 to 2027
0-2 years	651	No change	For:			
3-4 years	530	-6.9%	0-4 years	+49	1,193	+12 (+1%)
Total 0-4 years	1,181					
5-7 years	818	-5.8%	For:			
8-11 years	1,097	No change	5-11 years	+71	1,939	+22 (+1.15%)
Total 5-11 years	1,917					
12-18 years	2,033	+5%	For:			
			12-18 years	+56	2,190	+157 (+7.7%)
Total 0-18 years	5,131	<0.5%		+176	5,322	191 (+3.7%)

Supply and Provision dynamics

Providers located in the Wilmslow South Schools Planning Area

The following **early years childcare settings/providers** are located in the Schools Planning Area

- Alderley Day Nursery
- The House of Rompa
- Bright Horizons Family Solutions Limited (Wilmslow)
- Nina's Day Nursery (Wilmslow)
- Pepperberry Day Nursery
- The Ryleys School
- Pownall Hall School – The Woodland Nursery
- Alderley Edge School Girls Day Nursery
- Ashdene Independent Pre-School

- Alderley Edge Pre-School
- NAPSAC Nether Alderley Pre-School
- Wilmslow Methodist Pre-School
- Little Bird's Nest Pre-School
- The Garden Nursery at Wilmslow Prep

These fourteen providers account for a combined total of 728 registered places.

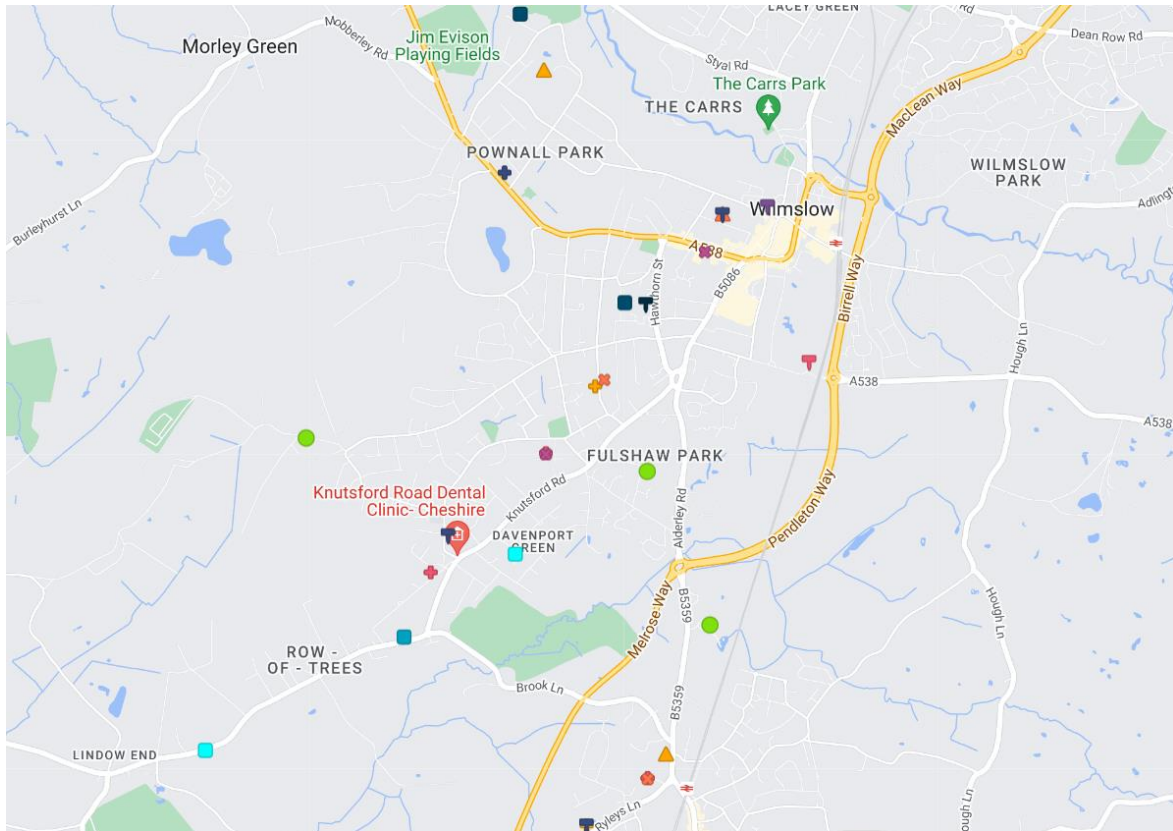
The following **out of school childcare providers** are located in the Schools Planning Area

- NAPSAC Nether Alderley Out of School Care
- Sportspoint
- Mini Sports Coaching Rileys
- Alderley Edge Community Primary School After School Club, Breakfast Club and Holiday Playscheme
- Ashdene Primary School After School Club, Breakfast Club and Holiday Playscheme
- Gorsey Bank Primary School After School Club and Breakfast Club
- Lindow Community Primary School After School Club and Breakfast Club
- Nether Alderley Primary School After School Club
- St. Anne's Fulshaw CofE Primary School After School Club and Breakfast Club

These nine providers account for a combined total of 566 registered places.

Additionally, five **registered childminders** are resident in the Schools Planning Area and they are accounting for a combined total of 45 registered places.

Image A below indicates the location and relative size of forthcoming new housing developments in relation to the current provision of early years and childcare situated in this geographical area



Key – childcare types and size / approved and under construction new housing developments and size

Academy Nursery		0-20 places		Denotes development	Development Size	Denotes development	Development Size
Day Nursery		21-30 places			0-99 new dwellings		200-499 new dwellings
Maintained or Independent School		31-40 places			100-199 new dwellings		500 new dwellings +
Out of School Club		41-50 places					
Pre-School Playgroup		51-75 places					
State Funded Nursery		76-100 places					
Childminder		101-200 places					
		0-5 places					
		6-10 places					
		11-15 places					

Feedback from a summer 2022 consultation with early years and childcare providers that are situated in the Schools Planning Area is outlined below on pages 4-11.

Occupancy Dynamics in summer 2022

Table 2 - the incidence of: (a) waiting lists and (b) vacant places at Wilmslow South Schools Planning Area-based providers in summer 2022

Type of Provider	Percentage stating they had a waiting list in summer 2022	Percentage stating they had vacant places in summer 2022
Early Years Childcare Provider/Setting	57%	29%
Out of School Childcare Provider	n/a	67%
Registered Childminder	33%	0

- 1% of all relevant providers stated that they had seen a waiting list decrease in size since summer 2021
- 77% of all relevant providers stated that they had seen a waiting increase in size since summer 2021
- For Wilmslow South Schools Planning Area-based early years childcare providers/settings, the age group that accounted for the highest incidence of vacant places was 3 years

Ultimately, aligned to the period: May 2021 – May 2022:

- 9.5% of Wilmslow South Schools Planning Area-based childcare providers stated: Our occupancy has *decreased*
- 43% of Wilmslow Schools Planning Area-based childcare providers stated: Our occupancy has *increased*

Fees

Table 3 - average fees charged by Wilmslow South Schools Planning Area-based childcare providers

Type of Provider	Average hourly fee	Average sessional fee
Early Years Childcare Provider/Setting	£5.81	
Out of School Childcare Provider		£10.67
Registered Childminder	£5.54	

Hours

Table 4 - average opening and closing times for childcare providers located in the Wilmslow South Planning Area

Type of Provider	Average opening/start time	Average close/finish time
Early Years Childcare Provider/Setting	07:58	16:26
After School Club	15:22	18:15
Registered Childminder	10:10	17:32

Demand

Table 5 presents:

- (a) an indication of the existing level of sufficiency in the Wilmslow South Schools Planning Area-based aligned to the three types of formal childcare provision: 1/ early years childcare settings; 2/ registered childminders and; 3/ out of school childcare providers.
- (b) an indication about the extent to which forthcoming new housing developments (see Table 1) will alter the sufficiency landscape once all planned developments and new houses are constructed and occupied.

Table 5 - assessment of how new housing developments will change numbers of resident children and potential demand for childcare

Age Cohort	Existing number of childcare places in the Schools Planning Area in summer 2022		Population of cohort wards in locality in 2022	Childcare places available per child	Estimated population 2027	Estimated demand for places 2027
0-4 years	Number of places with: (a) Early years childcare providers	728	1,181	For early years childcare providers = 0.616	1,193	735 (+7)
	(b) Registered childminders	45		For registered childminders = 0.038		45 (0)
	Total Reg. Supply	724				735 (+7)
5-11 years	Number of places with: (a) Out of school childcare providers (inc. actual school-based)	566	1,917	For out of school childcare providers = 0.295	1,939	572 (+6)
	(b) Registered childminders	45		For registered childminders = 0.023		45 (0)
	Total Reg. Supply	611				617 (+6)

Table 5 indicates that 13 new childcare places may be required by 2027:

- 7 new early years childcare places for 0-4 years would be required to maintain the 2022 sufficiency ratio.
- 6 new out of school childcare places for 5-11 year olds would be required to maintain the 2022 sufficiency ratio.

However, it can be noted in Table 6 below that, as part of the response to the summer 2022 CSA structured interviews with childcare providers, 7% of early years childcare providers/ settings that are located in the Wilmslow South Schools Planning Area stated an intention to develop new provision in the forthcoming two years - which was a total of 7 new places.

Table 6 - incidence of Wilmslow South Schools Planning Area-based childcare providers having plans/intentions to increase their capacity over the forthcoming two years

Type of Provider	Percentage of providers with intention to increase capacity...	Combined number of additional places...
Early Years Childcare Provider/Setting	7%	5
Out of School Childcare Provider	0	n/a
Registered Childminder	0	n/a

Funded Childcare

Table 7 - Dynamics of provision in the Wilmslow South Schools Planning Area in summer 2022 as outlined by *responding* settings/childminders

Type of Responding Provider	Number of free entitlement for 2 year olds offered in Schools Planning Area	Evident number of vacant places in summer 2022	Number of universal 15 hours free entitlement for 3&4 year olds offered in Planning Area	Evident number of vacant place in summer 2022	Number of 30 hours childcare offer places for 3&4 year olds offered in Planning Area	Evident number of vacant place in summer 2022
Early Years Childcare Provider/Settings	56	7	155	4	193	4
Registered Childminders	2	0	2	0	2	0

Table 8 - assessments of how much higher or lower each type of relevant provider envisaged the demand for 15 hours free entitlement for 3&4 year old places would be, in summer 2023

Type of Provider	% stating significantly higher	% stating higher – but not significantly	% stating About the Same	% stating lower – but not significantly	% stating significantly lower	% stating Don't Know
Early Years Childcare Provider/Settings	8%	31%	54%	8%	0	0
Registered Childminders	0	50%	50%	0	0	0

Table 9 - assessments of how much higher or lower each type of relevant provider envisaged the demand for free entitlement for 2 year old places would be, in summer 2023

Type of Provider	% stating significantly higher	% stating higher – but not significantly	% stating About the Same	% stating lower – but not significantly	% stating significantly lower	% stating Don't Know
Early Years Childcare Provider/Settings	9%	36%	45%	9%	0	0
Registered Childminders	0	50%	50%	0	0	0

Table 10 - assessments of how much higher or lower each type of relevant provider envisaged the demand for 30 hours childcare places would be, in summer 2023

Type of Provider	% stating significantly higher	% stating higher – but not significantly	% stating About the Same	% stating lower – but not significantly	% stating significantly lower	% stating Don't Know
Early Years Childcare Provider/Settings	9%	27%	55%	9%	0	0
Registered Childminders	0	50%	50%	0	0	0

Workforce, Recruitment and Retention

Table 11 - fundamental workforce details among setting-based providers in the Wilmslow South Schools Planning Area in summer 2022

Type of Provider	Average number of staff employed at settings in the Wilmslow South Planning Area	Percentage of settings stating that they had staff leave in the past 12 months	Percentage of settings stating that they were currently experiencing problems with recruitment and/or retention	Percentage of settings stating that they had training needs or gaps
Early Years Childcare Provider/Setting	15	57%	64%	14%
Out of School Childcare Provider	7	50%	25%	25%

Repeated stated reasons for staff leaving settings *included*:

- Wanted a role with less hours
- Staff deciding to work in a different sector – including office/administration
- Staff member went on maternity leave
- Mental health and physical health reasons
- Retired

Stated posts/positions that evidently were aligned to recruitment or retention challenges/difficulties *included*:

- Qualified to Level 3
- General Qualified Nursery Staff
- Bank staff

Stated training gaps/needs *included*:

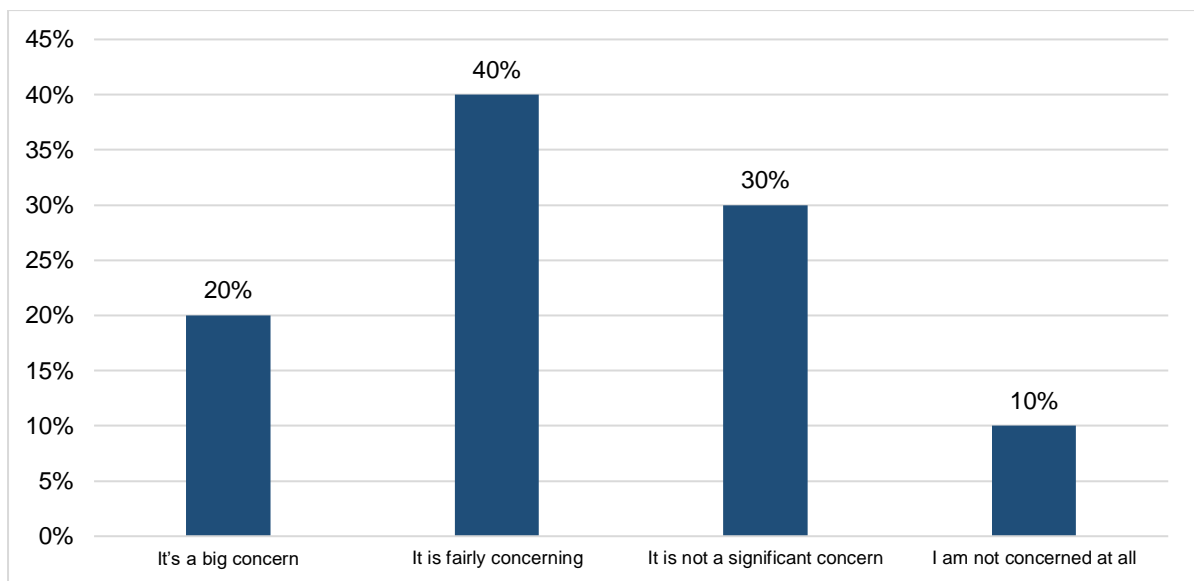
- Safeguarding themed

- Food hygiene themed

Additionally, 33% of registered childminders stated that they had a training gap/need and these *included*:

- Safeguarding themed
- Training that can be facilitated at weekends

Image B - level of concern that setting-based childcare providers had about the theme of workforce recruitment and retention, including for the forthcoming period: summer 2022 – summer 2023



Sustainability

64% of early years childcare providers/settings situated in the Wilmslow South Schools Planning Area stated that they were experiencing **ongoing** sustainability issues as a result of COVID-19 – and repeated themes were:

1. Recruitment of staff creating sustainability challenges
2. Not having the physical space to increase capacity

0 of out of school childcare providers situated in the Wilmslow South Schools Planning Area stated that they were experiencing ongoing sustainability issues as a result of COVID-19.

...and 67% of registered childminders situated in the Wilmslow South Schools Planning Area stated that they were experiencing ongoing sustainability issues as a result of COVID-19 – and repeated were:

1. Some parents still working from home
2. Challenges in filling vacancies

Image C - how parents/families were continuing to feel in terms of their child(ren) (re)attending childcare, according to Wilmslow South Schools Planning Area-based childcare providers

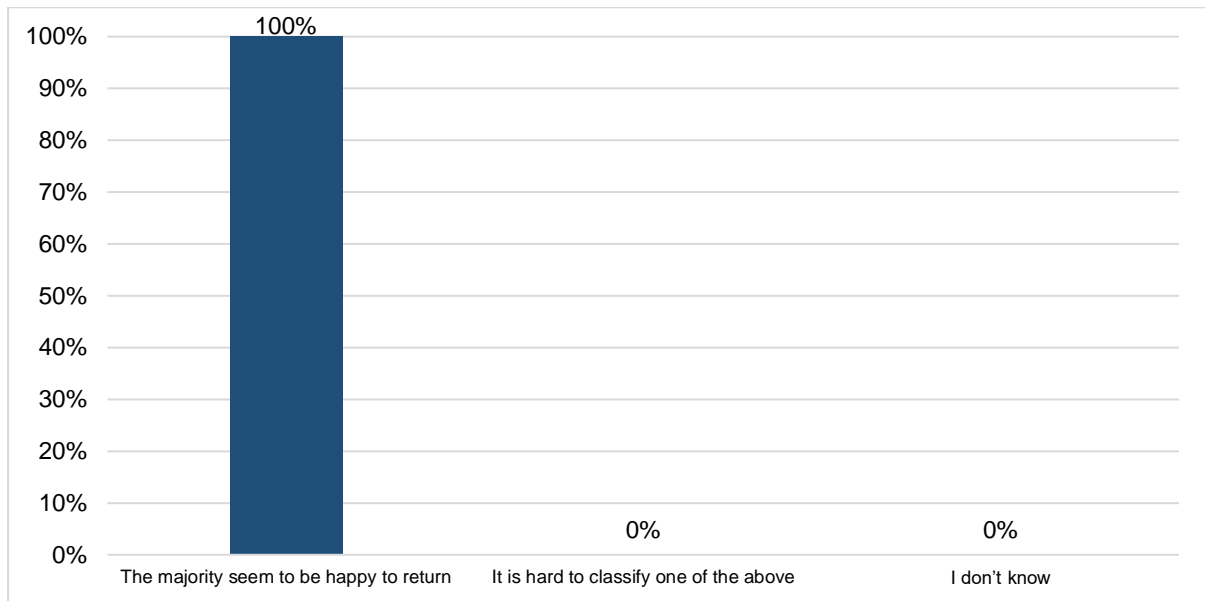
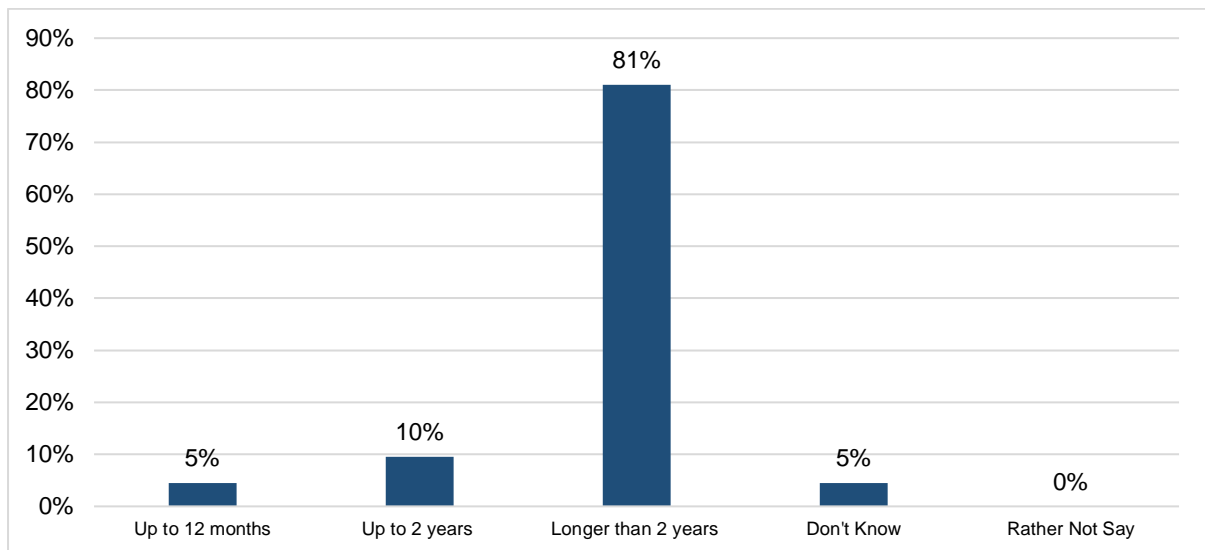


Image D - length of time childcare providers stated that they expected to be providing childcare for



SEND

61% of setting-based early years childcare and out of school childcare providers stated that they had at least one team member with a SEND-themed qualification.

Repeated examples of qualifications stated were:

- A trained SENCO
- Staff member(s) with Autism training/qualification
- General SEND-themed training

Image E - Numbers of enquiries that responding childcare providers stated that they received in each calendar year from a carer of a child with SEND

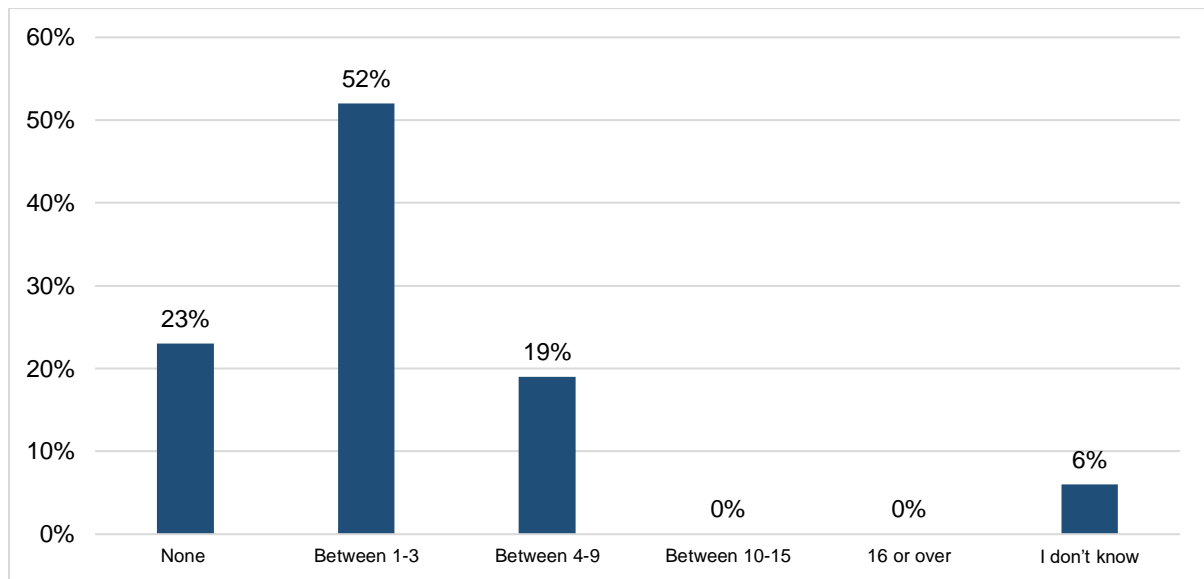
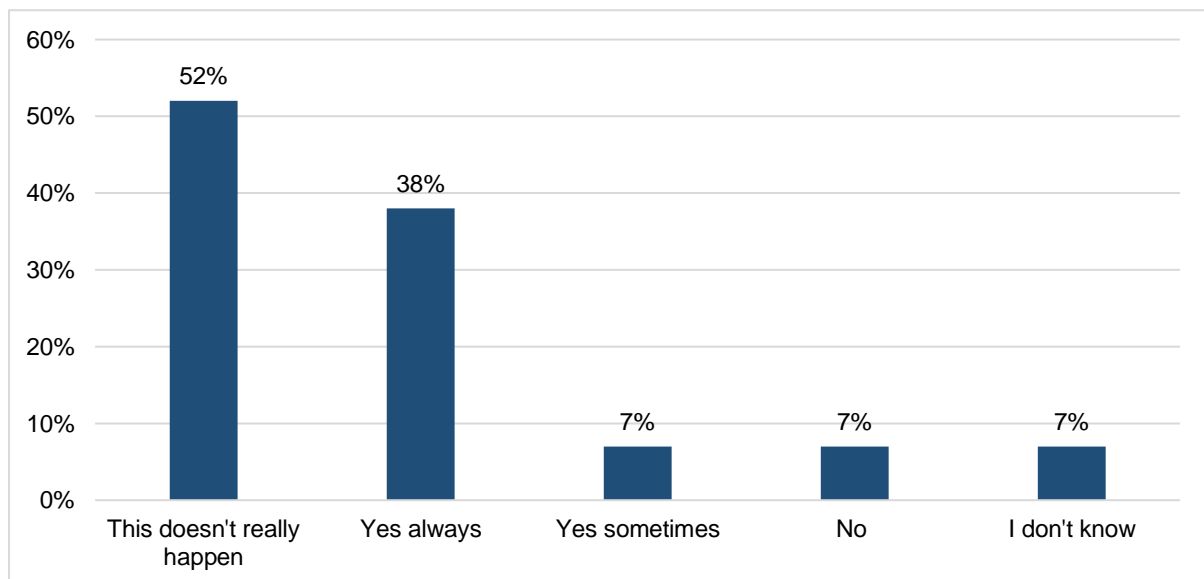


Image F - frequency with which childcare providers stated that they refer a family to another childcare provider if they cannot not take a SEND child for any reason



61% of Wilmslow South Schools Planning Area-based early years childcare settings/providers and out of school childcare providers stated that they were still noticing some ongoing effects of COVID-19 on the development, behavior or demeanor of certain children.

Correspondingly, 33% of Wilmslow South Schools Planning Area-based registered childminders stated that they were still noticing some ongoing effects of COVID-19 on the development, behavior or demeanor of certain children.

Ultimately, all setting-based (early years and out of school) childcare providers were requested to state, on a scale of 1 – 10, how **confident** they thought they were as a (whole) setting in supporting children/young people with SEND:

The average rating provided by early years childcare providers/setting was 8.6/10 – and thus it can be assumed that approximately 86% of early years providers are accessible to children with SEND in the Wilmslow South Schools Planning Area.

The average rating provided by out of school childcare providers/setting was 5.3/10 – and thus it can be assumed that approximately 53% of out of school providers are accessible to children with SEND in the Wilmslow South Schools Planning Area.

Additionally, the average rating provided by registered childminders was 7/10 – and thus it can be assumed that approximately 70% of childminders are accessible to children with SEND in the Wilmslow South Schools Planning Area.

Role of Cheshire East Council

Finally, all childcare providers were invited to state the types of further and continued support that they would appreciate from the local authority. The two repeated requests were:

1. Advice on recruitment and retention
2. Advice on finance and budgets

Perspective of Parents and Carers resident in the Wilmslow South Schools Planning Area

Background of respondents

6% of the respondents to the summer 2022 Cheshire East Council Childcare Parental Demand survey were resident in the Wilmslow South Schools Planning Area.

All responding parents and carers across all of the Schools Planning Areas were invited to state what term best described their current circumstances aligned to their **employment status**. The most frequent stated circumstance of responding parents was in full-time employment/self-employment (30 hours + per week) (35%), followed in frequency by part-time employment/self-employment (less than 30 hours per week) (21.5%).

All responding parents and carers responding from the Wilmslow South Schools Planning Area were invited to state their annual family income bracket (before tax).

Table 12 - Incidence of gross household income per year (before deductions/tax)

Annual household income	Percentage of relevant responding Wilmslow South locality parents/carers	Most frequently stated type of formal childcare accessed during term-time
Up to £16,190	0	n/a
£16,190 - £29,999	3%	Pre-School/Playgroup
£30,000 - £54,999	8%	Pre-School/Playgroup
£55,000 - £99,999	24%	Day Nursery
£100,000 or above	24%	Day Nursery
I don't know	3%	After School Club
I would rather not say	11%	Day Nursery
Did not say	27%	Day Nursery

Feedback from carers of children and young people with SEND

5% of responding parents, i.e. carers, who were resident in the Wilmslow South Schools Planning Area stated that they were caring for/raising at least one child with SEND or a long-term illness.

The most frequent SEND type stated was Autistic Spectrum Condition.

Usage of Formal and Informal Childcare

Table 13 - Most frequent type(s) of formal childcare evidently accessed within the Wilmslow South Schools Planning Area

Schools Planning Area	Most frequent type of formal childcare evidently accessed by responding parents	Second most frequent type of formal childcare evidently accessed by responding parents	Third most frequent type of formal childcare evidently accessed by responding parents
Wilmslow South	Day Nursery (70%)	After School Club (27%)	Holiday Playscheme (25%)

The type of *informal* childcare responding parents/carers had evidently used for any of the children in their household at some point in 2022, was just me and/or a partner (51%) followed in frequency by grandparents (40%).

- 26% of responding parents from the Wilmslow South Schools Planning Area stated that they were: **accessing formal childcare only**
- 6% of responding parents from the Wilmslow South Schools Planning Area stated that they were: **accessing informal childcare only**
- 68% of responding parents from the Wilmslow South Schools Planning Area stated that they were: **accessing formal and informal childcare**

Table 14 - Average number of hours (relevant) responding parents stated that they were accessing formal childcare for on a typical weekday in 2022 during term-time

Schools Planning Area	Average number of hours on a typical week day formal childcare was being accessed for – by relevant parents, during term time	Most frequent number of hours on a typical week day formal childcare was being accessed for – by relevant parents, during term time
Wilmslow South	7 hours 38 minutes	10

Table 15 - Weekdays which responding parents were evidently most frequently accessing formal childcare during: (a) school term-times and; (b) school holiday-times

Schools Planning Area	Most frequent weekday – during term-times	Most frequent weekday – during holiday times
Wilmslow South	Thursday	Monday

Table 16 - Average monthly amounts that relevant responding parents spent on formal childcare during: (a) term-time and: (b) school holiday-times

Schools Planning Area	Average monthly expenditure on formal childcare – term-time	Average monthly expenditure on formal childcare – holiday-time
Wilmslow South	£501.36	£315.86

All responding parents and carers were invited to state any types of *formal* childcare that they would like to access in the near future, which they were not accessing in summer 2022?:

Table 17 - Most frequent type(s) of formal childcare envisaged for future use

Schools Planning Area	Most frequent type of formal childcare evidently envisaged will be accessed in the future	Second most frequent type of formal childcare evidently envisaged will be accessed in the future	Third most frequent type of formal childcare evidently envisaged will be accessed in the future
Wilmslow South	Holiday Playscheme	After School Club	Breakfast Club

The two most frequent themes and assurances that such relevant parents/carers stated that they would look for if they were to consider accessing formal childcare at some point in the future were – in order of frequency:

1. For it to be close to my home/work
2. For it to be affordable
3. Good quality

Funded Childcare

22% of responding Wilmslow South Schools Planning Area-resident, parents/carers stated that they had a child aged 2 years. (Only) 12.5% of such parents/carers subsequently stated that they were currently accessing the free entitlement for 2 year olds.

Additionally, 72% of responding parents/carers stated that they had a child aged 3 and/or 4 years and 15% of such parents/carers subsequently stated that they were currently accessing the universal 15 hours free entitlement for 3 and 4 year olds.

15% of such parents/carers also subsequently stated that they were currently accessing the extended 30 hours childcare offer, with all of these parents/carers stating that it was either very easy to organise or fairly straightforward to organise – with just one exception, a parent that stated: it was not as easy as I would have liked.

One parent made the following observation about the 30 hours childcare offer:

“As he attends multiple settings, I have to complete the form twice per term which is a repetitive and they never send through at exactly the same time. An easier option would be being able to do one form across both settings and/or having a form like this where you can click to say that nothing has changed etc.”

Childcare and COVID-19

All Wilmslow South Schools Planning Area-resident parents of pre-school aged children were invited to state whether they had any concerns about their relevant child(ren)’s early development, including their early years education, as a direct result of the COVID-19 pandemic?

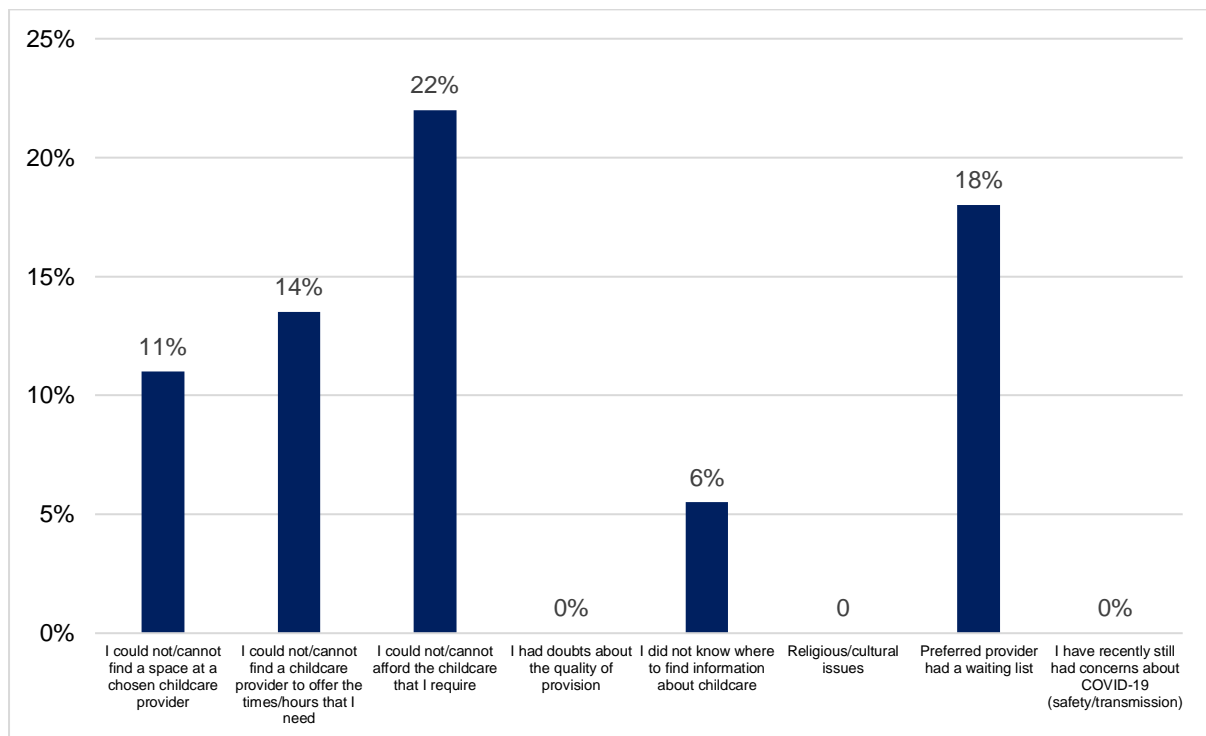
(Only) 3% of relevant parents stated Yes, with one such response being qualified:

“My son struggled post COVID-19 to make friends and interact with other children... and still isn't quite there compared to his friends. I feel this is a direct result from COVID-19”.

Barriers to accessing childcare

All Wilmslow South Schools Planning Area-resident parents were invited to state whether – at some point in time – they had experienced specific barriers to accessing childcare:

Image H - Incidence of barriers to accessing childcare



Childcare and Cheshire East Council

All Wilmslow South Schools Planning Area-resident parents were invited to state whether there was anything that Cheshire East Council should be doing in terms of supporting parents and carers with childcare, in 2022. Their responses tended to focus on the theme of accessibility:

Some places closed in 2020 and there was not [in my experience] enough places just after the lockdowns

Shorter waiting lists, greater availability of formal pre-school nursery places and more affordability is needed in this county - though I don't really see how these issues fall reasonably within Cheshire East Council's control

Enabling more after school club places for younger primary age children could be a focus...

Finally, all parents were invited to state whether they were aware of the existence of Cheshire East Family Information Service. For those who responded to this question: 11% stated that they were – and 89% stated that they were not, or did not provide a specific response either way.