

## Wilmslow North

Future demand for early years childcare places may not be met fully by the uptake of existing vacant places. Provision will need to be planned for an increase in demand for both out of school places and (to a lesser extent) early years childcare places.

## Summary Conclusion

Theme	Status	Supporting Evidence												
Is there an estimated additional forthcoming demand – up to 2027 – for 0-4 years early years childcare places in the Wilmslow North Schools Planning Area?	Yes	Local Authority calculations indicate that 2 new early years childcare places for 0-4 years would be required to maintain the 2022 sufficiency ratio.												
Is there an estimated additional forthcoming demand – up to 2027 – for 0-4 years out of school childcare places in the Wilmslow North Schools Planning Area?	Yes	Local Authority calculations indicate that 21 new out of school childcare places (including actual school-based) for 5-11 year olds would be required to maintain the 2022 sufficiency ratio.												
Are there any childcare providers with an evident intention (in summer 2022) to expand located in the Wilmslow North Planning Area?	No	<table border="1"> <thead> <tr> <th>Type of Provider</th> <th>Percentage of providers with intention to increase capacity...</th> <th>Combined number of additional places...</th> </tr> </thead> <tbody> <tr> <td>Early Years Childcare Provider/Setting</td> <td>0</td> <td>n/a</td> </tr> <tr> <td>Out of School Childcare Provider</td> <td>0</td> <td>n/a</td> </tr> <tr> <td>Registered Childminder</td> <td>0</td> <td>n/a</td> </tr> </tbody> </table>	Type of Provider	Percentage of providers with intention to increase capacity...	Combined number of additional places...	Early Years Childcare Provider/Setting	0	n/a	Out of School Childcare Provider	0	n/a	Registered Childminder	0	n/a
Type of Provider	Percentage of providers with intention to increase capacity...	Combined number of additional places...												
Early Years Childcare Provider/Setting	0	n/a												
Out of School Childcare Provider	0	n/a												
Registered Childminder	0	n/a												
In terms of occupancy, what is there a greater incidence of? a) Waiting Lists b) Vacancies among childcare providers located in the Planning Area in 2022?	Waiting Lists/ Vacancies	<p><b>66% of all relevant providers stated that they had seen a waiting increase in size since summer 2021</b></p> <p>No relevant providers stated that they had seen a waiting list decrease in size since summer 2021</p>												
Is sustainability of existing childcare providers a risk factor in the Wilmslow North Schools Planning Area as of summer 2022. (with 'risk' being denoted as greater than 30% of childcare providers stating they had sustainability concerns in summer 2022).	Yes	<p>56% of early years childcare providers/settings situated in the <b>Wilmslow North</b> Schools Planning Area stated that they were experiencing <b>ongoing</b> sustainability issues as a result of COVID-19 – and repeated themes were:</p> <ol style="list-style-type: none"> <li>1. Recruitment of staff creating sustainability challenges -with the issue aligned to...</li> <li>2. Wages being too low</li> <li>3. Not having the physical space to increase capacity</li> </ol>												
Are there any evident plans by the Local Authority to develop new school places in the Wilmslow North Schools Planning Area – as of summer 2022.	No	No												

The **Wilmslow North Schools Planning Area** is located in the northern area of the Cheshire East locality.

There are five new housing developments planned for construction and eventual occupation up to 2027, which will yield approximately 854 new dwellings within the Wilmslow North locality. Source: Cheshire East Council 2022

**Table 1 - resident number of children/young people and the potential additional population up to 2027 created by new housing developments** Source: Office of National Statistics 2021

Relevant School Planning Area wards = Handforth Wilmslow Dean Row Wilmslow Lacey Green	Number of resident children/young people in Schools Planning Area in 2020	The ONS 2021 forecast percentage increase in cohort population by 2027	Potential future additional population by 2027 for Schools Planning Area - by school cohort - when the new forthcoming 854 dwellings are factored-in – aligned to Cheshire East Council new yield formulas: For 0-4 years = 13 children per 100 dwelling For 5-11 years = 19 children per 100 dwelling For 12-18 years = 15 children per 100 dwelling		Estimated population at 2027 (ONS forecast + yield from new dwellings)	Population increase / decrease 2020 to 2027
0-2 years	600	No change	For:	+111	1,136	+80 (+7.5%)
3-4 years	456	-6.9%	0-4 years			
<b>Total 0-4 years</b>	<b>1,056</b>					
5-7 years	711	-5.8%	For:	+162	1,829	+121 (+7%)
8-11 years	997	No change	5-11 years			
<b>Total 5-11 years</b>	<b>1,708</b>					
12-18 years	<b>1,489</b>	+5%	For:	+128	1,691	+202 (+13.5%)
			12-18 years			
<b>Total 0-18 years</b>	<b>4,253</b>	<0.5%		+366	4,656	403 (+9.5%)

## Supply and Provision dynamics

### Providers located in the Winslow North Schools Planning Area

The following **early years childcare settings/providers** are located in the Schools Planning Area

- Chapel Grange Montessori Nursery Limited
- Noah’s Nursery
- Footsteps Children’s Day Nurseries (Wilmslow)
- The Little Acorns Day Nursery
- Fun Frogs Day Nursery Ltd
- Little Rainbows Day Nursery
- The Pod
- Lacey Green Primary Academy
- Rainbow Pre-School (Handforth) Committee

- Handforth Grange Community Primary And Nursery School

These ten providers account for a combined total of 534 registered places.

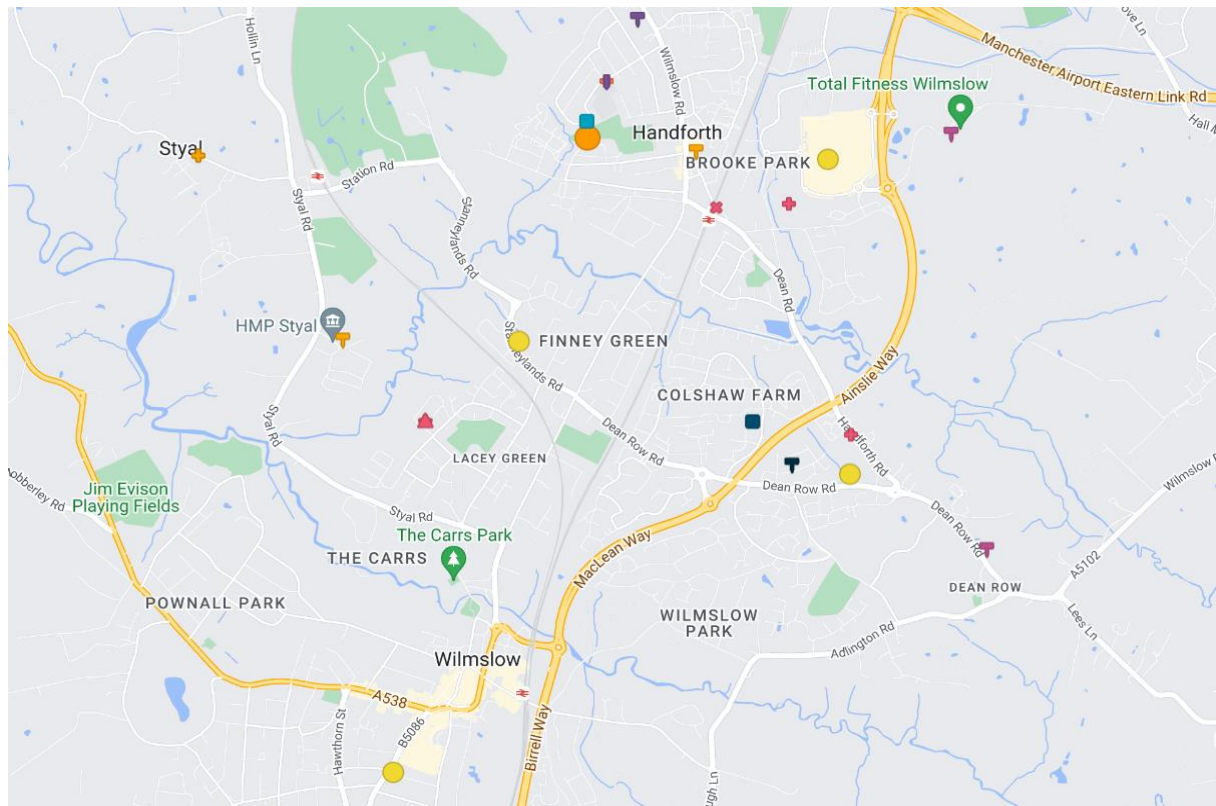
The following **out of school childcare providers** are located in the Schools Planning Area

- Handforth Grange Primary School After School Club and Breakfast Club
- Lacey Green Primary Academy After School Club
- St. Benedict's Catholic Primary School
- Styal Primary School After School Club and Breakfast Club
- The Wilmslow Academy After School Club and Breakfast Club

These five providers account for a combined total of 266 registered places.

Additionally, two **registered childminders** are resident in the Schools Planning Area and they are accounting for a combined total of 27 registered places.

Image A below indicates the location and relative size of forthcoming new housing developments in relation to the current provision of early years and childcare situated in this geographical area



Key – childcare types and size / approved and under construction new housing developments and size

Academy Nursery		0-20 places		Denotes development	Development Size	Denotes development	Development Size
Day Nursery		21-30 places			0-99 new dwellings		200-499 new dwellings
Maintained or Independent School		31-40 places			100-199 new dwellings		500 new dwellings +
Out of School Club		41-50 places					
Pre-School Playgroup		51-75 places					
State Funded Nursery		76-100 places					
Childminder		101-200 places					
		0-5 places					
		6-10 places					
		11-15 places					

Feedback from a summer 2022 consultation with early years and childcare providers that are situated in the Schools Planning Area is outlined below on pages 5-12.

## Occupancy Dynamics in summer 2022

Table 2 - the incidence of: (a) waiting lists and (b) vacant places at Wilmslow North Schools Planning Area-based providers in summer 2022

Type of Provider	Percentage stating they had a waiting list in summer 2022	Percentage stating they had vacant places in summer 2022
Early Years Childcare Provider/Setting	33%	44%
Out of School Childcare Provider	n/a	n/a
Registered Childminder	0%	50%

- 0 of all relevant providers stated that they had seen a waiting list decrease in size since summer 2021
- 66% of all relevant providers stated that they had seen a waiting increase in size since summer 2021
- For Wilmslow North Schools Planning Area-based early years childcare providers/settings, the age group that accounted for the highest incidence of vacant places was 3 years

Ultimately, aligned to the period: May 2021 – May 2022:

- 18% of Wilmslow North Schools Planning Area-based childcare providers stated: Our occupancy has *decreased*
- 54% of Wilmslow North Schools Planning Area-based childcare providers stated: Our occupancy has *increased*

## Fees

Table 3 - average fees charged by Wilmslow North Schools Planning Area-based childcare providers

Type of Provider	Average hourly fee	Average sessional fee
Early Years Childcare Provider/Setting	£6.74	
Holiday Playscheme		£9.33
Registered Childminder	£5.00	

## Hours

Table 4 - average opening and closing times for childcare providers located in the Wilmslow North Planning Area

Type of Provider	Average opening/start time	Average close/finish time
Early Years Childcare Provider/Setting	07:45	17:40
After School Club	00:00	00:00
Registered Childminder	06:20	17:40

## Demand

Table 5 presents:

- (a) an indication of the existing level of sufficiency in the Wilmslow North Schools Planning Area-based aligned to the three types of formal childcare provision: 1/ early years childcare settings; 2/ registered childminders and; 3/ out of school childcare providers.
- (b) an indication about the extent to which forthcoming new housing developments (see Table 1) will alter the sufficiency landscape once all planned developments and new houses are constructed and occupied.

Table 5 - assessment of how new housing developments will change numbers of resident children and potential demand for childcare

Age Cohort	Existing number of childcare places in the Schools Planning Area in summer 2022		Population of cohort wards in locality in 2022	Childcare places available per child	Estimated population 2027	Estimated demand for places 2027
0-4 years	Number of places with: (a) Early years childcare providers	534	1,056	For early years childcare providers = 0.505	1,136	574 (+40)
	(b) Registered childminders	27		For registered childminders = 0.025		29 (+2)
	<b>Total Reg. Supply</b>	<b>601</b>				<b>603 (+2)</b>
5-11 years	Number of places with: (a) Out of school childcare providers (inc. actual school-based)	266	1,708	For out of school childcare providers = 0.156	1,829	285 (+19)
	(b) Registered childminders	27		For registered childminders = 0.016		29 (+2)
	<b>Total Reg. Supply</b>	<b>293</b>				<b>314 (+21)</b>

Table 5 indicates that 23 new childcare places may be required by 2027:

- 2 new early years childcare places for 0-4 years would be required to maintain the 2022 sufficiency ratio.
- 21 new out of school childcare places for 5-11 year olds would be required to maintain the 2022 sufficiency ratio.

As part of the response to the summer 2022 CSA structured interviews with childcare providers, 0 childcare providers/settings that are located in the Wilmslow North Schools Planning Area stated an intention to develop new provision in the forthcoming two years.

## Funded Childcare

**Table 7 - Dynamics of provision in the Wilmslow North Schools Planning Area in summer 2022 as outlined by *responding* settings/childminders**

Type of Responding Provider	Number of free entitlement for 2 year olds offered in Schools Planning Area	Evident number of vacant places in summer 2022	Number of universal 15 hours free entitlement for 3&4 year olds offered in Planning Area	Evident number of vacant place in summer 2022	Number of 30 hours childcare offer places for 3&4 year olds offered in Planning Area	Evident number of vacant place in summer 2022
Early Years Childcare Provider/Settings	40	7	95	9	150	8
Registered Childminders	3	2	3	2	3	2

**Table 8 - assessments of how much higher or lower each type of relevant provider envisaged the demand for 15 hours free entitlement for 3&4 year old places would be, in summer 2023**

Type of Provider	% stating significantly higher	% stating higher – but not significantly	% stating About the Same	% stating lower – but not significantly	% stating significantly lower	% stating Don't Know
Early Years Childcare Provider/Settings	0	38%	50%	0	0	12%
Registered Childminders	0	0	50%	50%	0	0

**Table 9 - assessments of how much higher or lower each type of relevant provider envisaged the demand for free entitlement for 2 year old places would be, in summer 2023**

Type of Provider	% stating significantly higher	% stating higher – but not significantly	% stating About the Same	% stating lower – but not significantly	% stating significantly lower	% stating Don't Know
Early Years Childcare Provider/Settings	0	29%	57%	0	0	14%
Registered Childminders	0	0	50%	50%	0	0

**Table 10 - assessments of how much higher or lower each type of relevant provider envisaged the demand for 30 hours childcare places would be, in summer 2023**

Type of Provider	% stating significantly higher	% stating higher – but not significantly	% stating About the Same	% stating lower – but not significantly	% stating significantly lower	% stating Don't Know
Early Years Childcare Provider/Settings	0	38%	38%	0	0	24%
Registered Childminders	0	0	0	50%	50%	0

## Workforce, Recruitment and Retention

Table 11 - fundamental workforce details among setting-based providers in the Wilmslow North Schools Planning Area in summer 2022

Type of Provider	Average number of staff employed at settings in the Wilmslow North Planning Area	Percentage of settings stating that they had staff leave in the past 12 months	Percentage of settings stating that they were currently experiencing problems with recruitment and/or retention	Percentage of settings stating that they had training needs or gaps
Early Years Childcare Provider/Setting	11	67%	56%	33%
Out of School Childcare Provider	12	100%	100%	0

Repeated stated reasons for staff leaving settings *included*:

- Wages being too low
- Staff deciding to work in a different sector – including at a school
- Wanted a role with *less* hours

Stated posts/positions that evidently were aligned to recruitment or retention challenges/difficulties *included*:

- Qualified to Level 3
- General Qualified Nursery Staff - particularly full-time positions
- Bank staff

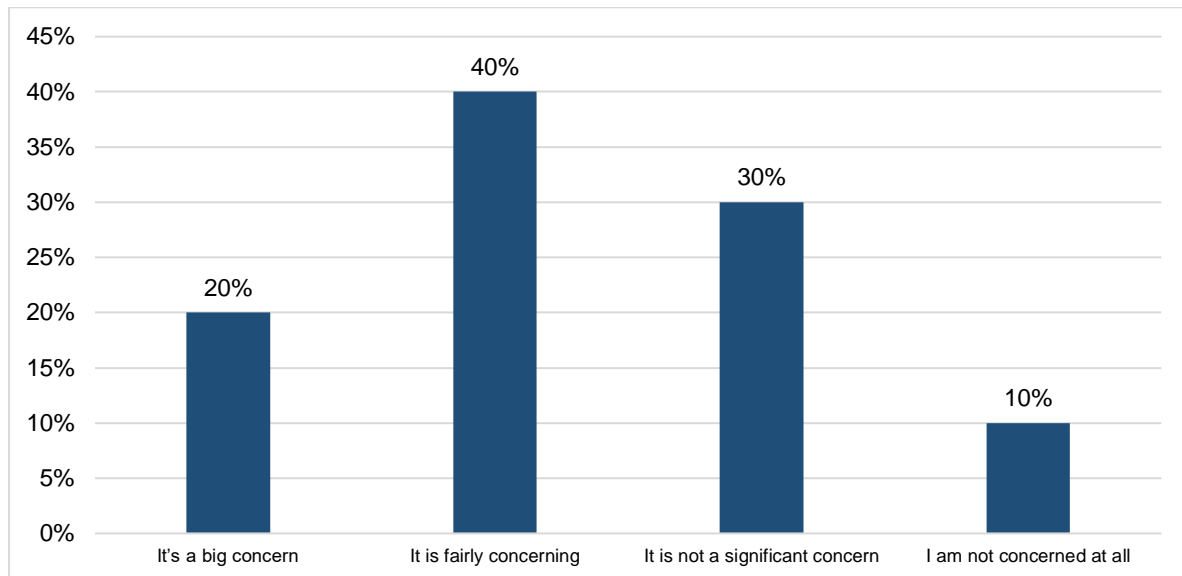
Stated training gaps/needs *included*:

- Safeguarding themed
- SEND themed
- Training which is now (like pre-COVID) face-to-face

Additionally, 50% registered childminders stated that they had a training gap/need and this was repeatedly: SEND themed.



Image B - level of concern that setting-based childcare providers had about the theme of workforce recruitment and retention, including for the forthcoming period: summer 2022 – summer 2023



## Sustainability

56% of early years childcare providers/settings situated in the Wilmslow North Schools Planning Area stated that they were experiencing **ongoing** sustainability issues as a result of COVID-19 – and repeated themes were:

1. Recruitment of staff creating sustainability challenges – with the issue aligned to...
2. Wages being too low
3. Not having the physical space to increase capacity

0 of out of school childcare providers situated in the Wilmslow North Schools Planning Area stated that they were experiencing ongoing sustainability issues as a result of COVID-19.

...and 100% of registered childminders situated in the Wilmslow North Schools Planning Area stated that they were experiencing ongoing sustainability issues as a result of COVID-19 – and the one repeated theme was: parents are evidently favouring daycare as an option.

Image C - how parents/families were continuing to feel in terms of their child(ren) (re)attending childcare, according to Wilmslow North Schools Planning Area-based childcare providers

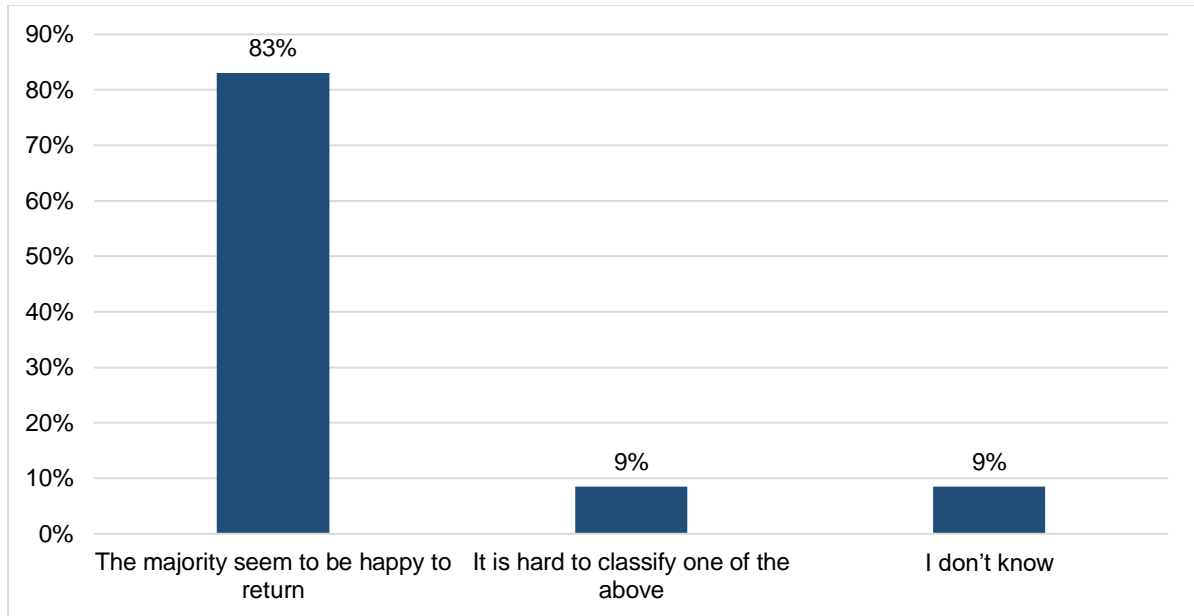
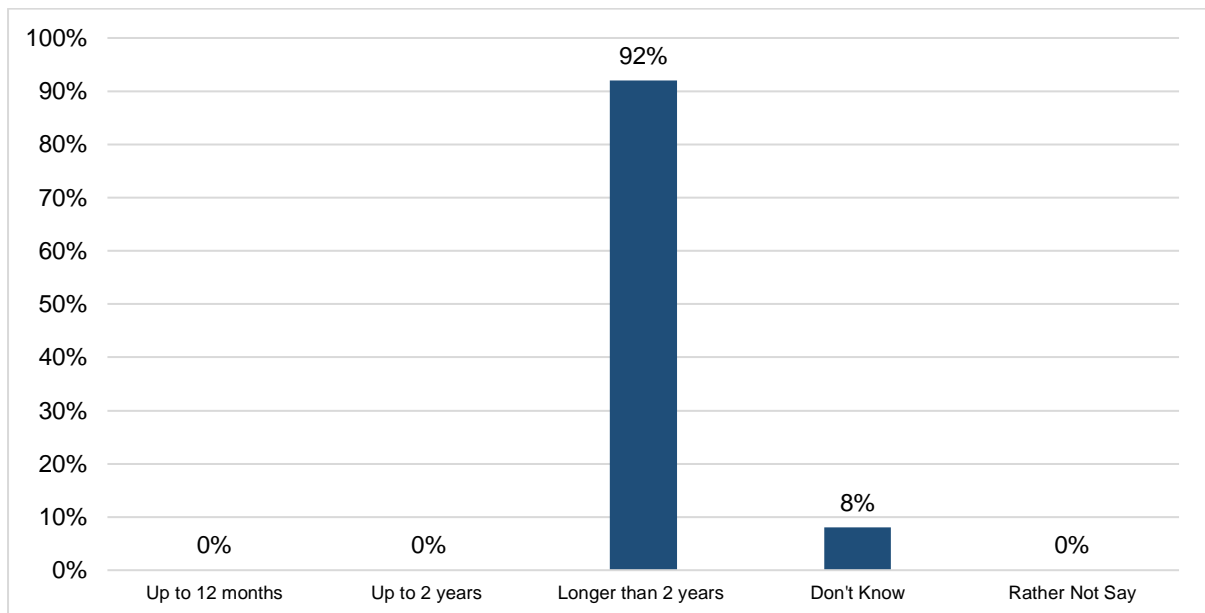


Image D - length of time childcare providers stated that they expected to be providing childcare for



## SEND

80% of setting-based early years childcare and out of school childcare providers stated that they had at least one team member with a SEND-themed qualification.

Repeated examples of qualifications stated were:

- A trained SENCO
- Staff member(s) with Autism training/qualification
- Makaton trained

Image E - Numbers of enquiries that responding childcare providers stated that they received in each calendar year from a carer of a child with SEND

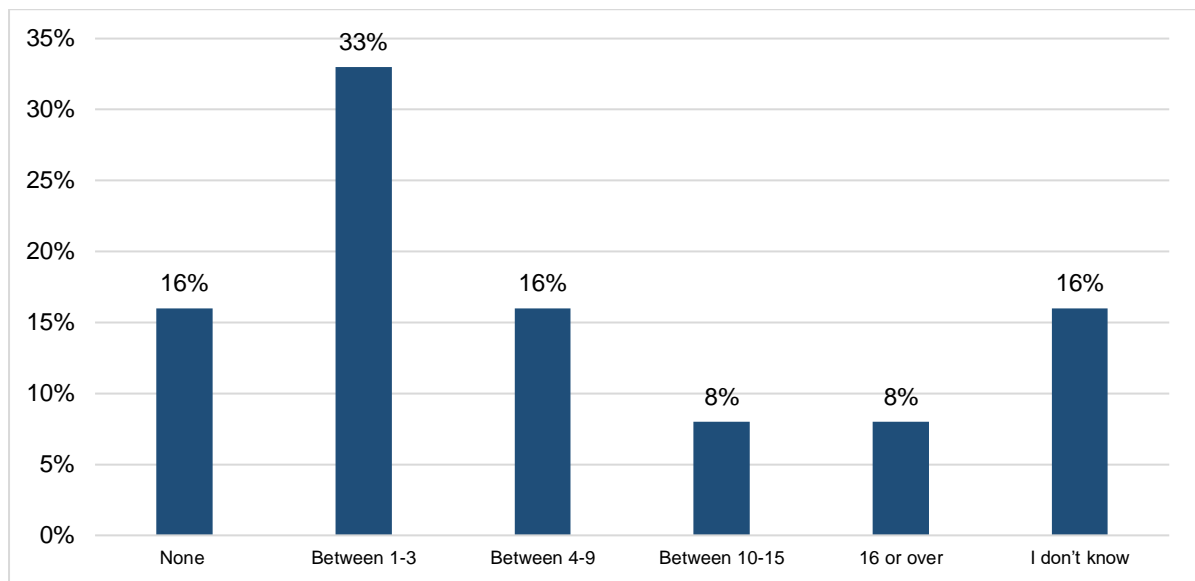
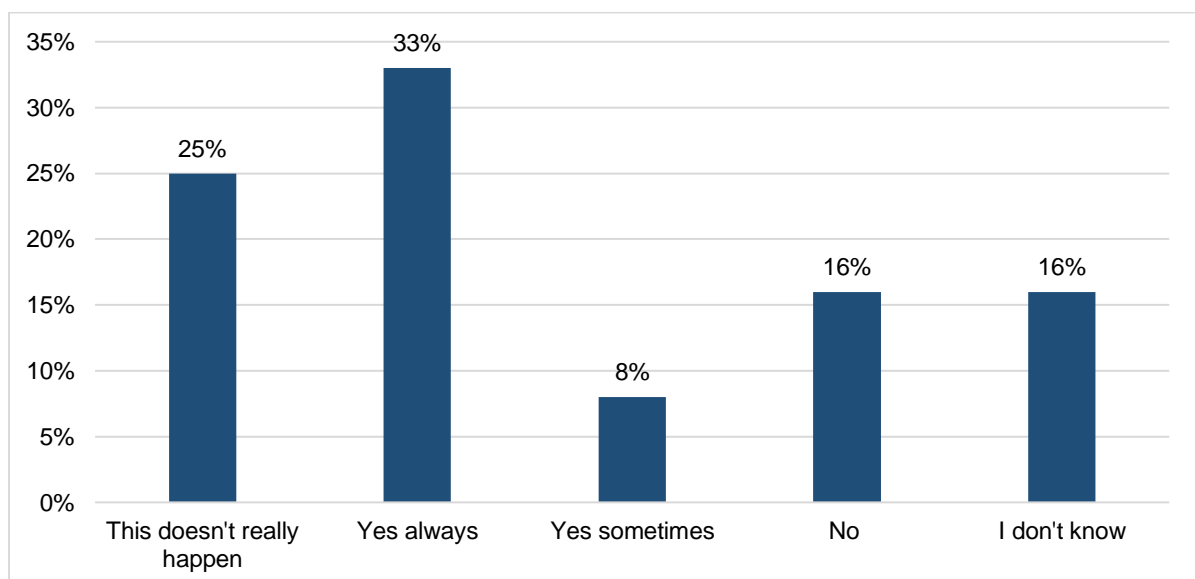


Image F - frequency with which childcare providers stated that they refer a family to another childcare provider if they cannot not take a SEND child for any reason



80% of Wilmslow North Schools Planning Area-based early years childcare settings/providers and out of school childcare providers stated that they were still noticing some ongoing effects of COVID-19 on the development, behavior or demeanor of certain children.

Correspondingly, 50% of Wilmslow North Planning Area-based registered childminders stated that they were still noticing some ongoing effects of COVID-19 on the development, behavior or demeanor of certain children.

Ultimately, all setting-based (early years and out of school) childcare providers were requested to state, on a scale of 1 – 10, how **confident** they thought they were as a whole setting in supporting children/young people with SEND:

The average rating provided by early years childcare providers/setting was 7.3/10 – and thus it can be assumed that approximately 73% of early years providers are accessible to children with SEND in the Wilmslow North Schools Planning Area.

The average rating provided by out of school childcare providers/setting was 6/10 – and thus it can be assumed that approximately 60% of out of school providers are accessible to children with SEND in the Wilmslow North Schools Planning Area.

Additionally, the average rating provided by registered childminders was 6.5/10 – and thus it can be assumed that approximately 65% of childminders are accessible to children with SEND in the Wilmslow North Schools Planning Area.

### Role of Cheshire East Council

Finally, all childcare providers were invited to state the types of further and continued support that they would appreciate from the local authority. The two repeated requests were:

1. Advice on recruitment and retention
2. Exert any influence they can to enhance hourly rate for funded childcare

## Perspective of Parents and Carers resident in the Wilmslow North Schools Planning Area

### Background of respondents

5% of the respondents to the summer 2022 Cheshire East Council Childcare Parental Demand survey were resident in the Wilmslow North Schools Planning Area.

All responding parents and carers across all of the Schools Planning Areas were invited to state what term best described their current circumstances aligned to their **employment status**. The most frequent stated circumstance of responding parents was in full-time employment/self-employment (30 hours + per week) (35%).

All responding parents and carers responding from the Wilmslow North Schools Planning Area were invited to state their annual family income bracket (before tax).

Table 12 - Incidence of gross household income per year (before deductions/tax)

Annual household income	Percentage of relevant responding Wilmslow North locality parents/carers	Most frequently stated type of formal childcare accessed during term-time
Up to £16,190	0	n/a
£16,190 - £29,999	12.5%	Registered Childminder
£30,000 - £54,999	25%	Pre-School/Playgroup
£55,000 - £99,999	12.5%	Day Nursery
£100,000 or above	17%	Day Nursery
I don't know	0	n/a
I would rather not say	8%	Day Nursery
Did not say	25%	Day Nursery

### Feedback from carers of children and young people with SEND

4% of responding parents, i.e. carers, who were resident in the Wilmslow North Schools Planning Area stated that they were caring for/raising at least one child with SEND or a long-term illness.

The most frequent SEND type stated was Autistic Spectrum Condition.

These relevant respondents were invited to describe any particular issue(s) they have experienced as a carer of a child with SEND in accessing childcare – and the most frequent was: setting unable to cater for my children's special needs or disabilities.

## Usage of Formal and Informal Childcare

Table 13 - Most frequent type(s) of formal childcare evidently accessed within the Wilmslow North Schools Planning Area

Schools Planning Area	Most frequent type of formal childcare evidently accessed by responding parents	Second most frequent type of formal childcare evidently accessed by responding parents	Third most frequent type of formal childcare evidently accessed by responding parents
Wilmslow North	Day Nursery (66%)	Pre-School/Playgroup (42%)	Holiday Playscheme (17%)

The type of *informal* childcare responding parents/carers had evidently used for any of the children in their household at some point in 2022, was just me and/or a partner (33%) followed in frequency by grandparents (20%).

- 35% of responding parents from the Wilmslow North Schools Planning Area stated that they were: **accessing formal childcare only**
- 0 of responding parents from the Wilmslow North Schools Planning Area stated that they were: **accessing informal childcare only**
- 65% of responding parents from the Wilmslow North Schools Planning Area stated that they were: **accessing formal and informal childcare**

Table 14 - Average number of hours (relevant) responding parents stated that they were accessing formal childcare for on a typical weekday in 2022 during term-time

Schools Planning Area	Average number of hours on a typical week day formal childcare was being accessed for – by relevant parents, during term time	Most frequent number of hours on a typical week day formal childcare was being accessed for – by relevant parents, during term time
Wilmslow North	6 hours 47 minutes	9

Table 15 - Weekdays which responding parents were evidently most frequently accessing formal childcare during: (a) school term-times and; (b) school holiday-times

Schools Planning Area	Most frequent weekday – during term-times	Most frequent weekday – during holiday times
Wilmslow North	Monday	(also) Monday

Table 16 - Average monthly amounts that relevant responding parents spent on formal childcare during: (a) term-time and: (b) school holiday-times

Schools Planning Area	Average monthly expenditure on formal childcare – term-time	Average monthly expenditure on formal childcare – holiday-time
Wilmslow North	£429.42	£563.50

All responding parents and carers were invited to state any types of *formal* childcare that they would like to access in the near future, which they were not accessing in summer 2022?:

Table 17 - Most frequent type(s) of formal childcare envisaged for future use

Schools Planning Area	Most frequent type of formal childcare evidently envisaged will be accessed in the future	Second most frequent type of formal childcare evidently envisaged will be accessed in the future	Third most frequent type of formal childcare evidently envisaged will be accessed in the future
Wilmslow North	Holiday Playscheme	Breakfast Club	After School Club

The one repeated them and assurance that such relevant parents/carers stated that they would look for if they were to consider accessing formal childcare at some point in the future was: My transport (public or private) to be straightforward for me as parent, dropping-off & picking-up.

### Funded Childcare

35% of responding Wilmslow North Schools Planning Area-resident, parents/carers stated that they had a child aged 2 years. (Only) 12% of such parents/carers subsequently stated that they were currently accessing the free entitlement for 2 year olds.

Additionally, 58% of responding parents/carers stated that they had a child aged 3 and/or 4 years and 36% of such parents/carers subsequently stated that they were currently accessing the universal 15 hours free entitlement for 3 and 4 year olds.

28% of such parents/carers subsequently stated that they were currently accessing the extended 30 hours childcare offer, with all of these parents/carers stating that it was either very easy to organise or fairly straightforward to organise – with two exceptions, both parent stating: it was not as easy as I would have liked.

Relevant parents tended to give further feedback about the 30 hours childcare offer – which focused on structural factors:

*“It should, in my opinion, be based on joint income not just one parent”.*

*“Those born early in a term have to wait until the following term to receive ‘30 hours’.*

*My eldest was born early October 2018 but couldn't claim until January and my second child was born this early April... but I can't claim until September".*

### Childcare and COVID-19

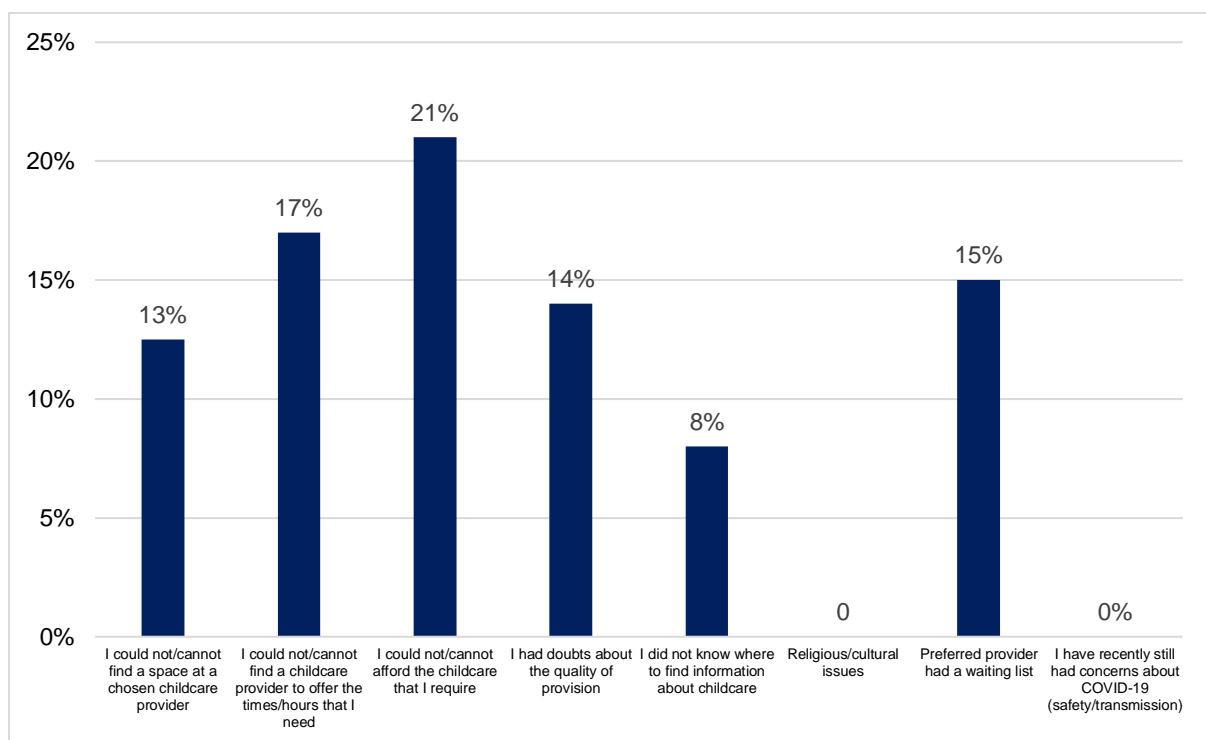
All Wilmslow North Schools Planning Area-resident parents of pre-school aged children were invited to state whether they had any concerns about their relevant child(ren)'s early development, including their early years education, as a direct result of the COVID-19 pandemic? 12.5% of relevant parents stated Yes, with one parent providing:

*"My daughter did not socialise with other children at this time... We don't have any family living close to us, so COVID impacted on the development of her social skills".*

### Barriers to accessing childcare

All Wilmslow North Schools Planning Area-resident parents were invited to state whether – at some point in time – they had experienced specific barriers to accessing childcare:


Image H - Incidence of barriers to accessing childcare



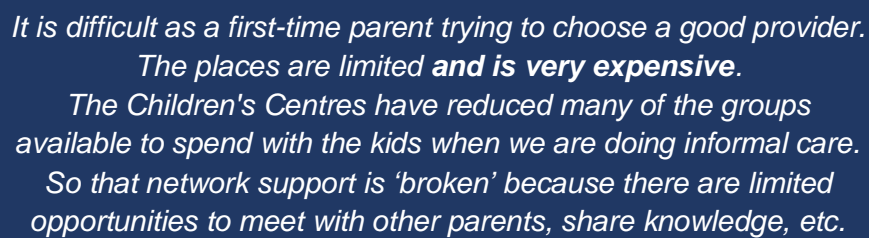


## Childcare and Cheshire East Council

All Wilmslow North Schools Planning Area-resident parents were invited to state whether there was anything that Cheshire East Council should be doing in terms of supporting parents and carers with childcare, in 2022. Their feedback focused on the theme of affordability:



*If only they could help to subsidise childcare...*



*It is difficult as a first-time parent trying to choose a good provider.  
The places are limited **and is very expensive.**  
The Children's Centres have reduced many of the groups available to spend with the kids when we are doing informal care.  
So that network support is 'broken' because there are limited opportunities to meet with other parents, share knowledge, etc.*

Finally, all parents were invited to state whether they were aware of the existence of Cheshire East Family Information Service. For those who responded to this question: 29% stated that they were – and 71% stated that they were not, or did not provide a specific response either way.