

Shavington

Future demand for early years childcare places may not be met fully by recently opened, planned and intended expansions, plus the uptake of existing vacant places. Provision will need to be planned for an increase in demand for both out of school places and early years childcare places.

Summary Conclusion

Theme	Status	Supporting Evidence												
Is there an estimated additional forthcoming demand – up to 2027 – for 0-4 years early years childcare places in the Shavington Schools Planning Area?	Yes	Local Authority calculations indicate that 189 new early years childcare place for 0-4 years would be required to maintain the 2022 sufficiency ratio.												
Is there an estimated additional forthcoming demand – up to 2027 – for 0-4 years out of school childcare places in the Shavington Schools Planning Area?	Yes	Local Authority calculations indicate that 209 new out of school childcare place (including actual school-based) for 5-11 year olds would be required to maintain the 2022 sufficiency ratio.												
Are there any childcare providers with an evident intention (in summer 2022) to expand located in the Shavington Planning Area?	Yes	<table border="1"> <thead> <tr> <th>Type of Provider</th> <th>Percentage of providers with intention to increase capacity...</th> <th>Combined number of additional places...</th> </tr> </thead> <tbody> <tr> <td>Early Years Childcare Provider/Setting</td> <td>17%</td> <td>16</td> </tr> <tr> <td>Out of School Childcare Provider</td> <td>0</td> <td>n/a</td> </tr> <tr> <td>Registered Childminder</td> <td>0</td> <td>n/a</td> </tr> </tbody> </table>	Type of Provider	Percentage of providers with intention to increase capacity...	Combined number of additional places...	Early Years Childcare Provider/Setting	17%	16	Out of School Childcare Provider	0	n/a	Registered Childminder	0	n/a
Type of Provider	Percentage of providers with intention to increase capacity...	Combined number of additional places...												
Early Years Childcare Provider/Setting	17%	16												
Out of School Childcare Provider	0	n/a												
Registered Childminder	0	n/a												
In terms of occupancy, what is there a greater incidence of? a) Waiting Lists b) Vacancies among childcare providers located in the Planning Area in 2022?	Waiting Lists/ Vacancies	50% of the relevant providers stated that they had seen a waiting increase in size since summer 2021 25% of the relevant providers stated that they had seen a waiting list decrease in size since summer 2021												
Is sustainability of existing childcare providers a risk factor in the Shavington Schools Planning Area as of summer 2022. (with 'risk' being denoted as greater than 30% of childcare providers stating they had sustainability concerns in summer 2022).	Yes	28% of early years childcare providers/settings situated in the Shavington Schools Planning Area stated that they were experiencing ongoing sustainability issues as a result of COVID-19 – and repeated themes were: 1. Recruitment of staff creating sustainability challenges												
Are there any evident plans by the Local Authority to develop new school places in the Shavington Schools Planning Area – as of summer 2022?	Yes	A proposal has been consulted on for a new (initially) 1 form of entry primary school which will provide places for an additional 210 pupils for Reception to Year 6 pupils from September 2025. The school would be a new provision in the Basford East Development area and would be built to include the supporting infrastructure to prepare for the future option to expand to a 2 form of entry school (420 pupils).												

The **Shavington Schools Planning Area** is located in the south central area of the Cheshire East locality – south of Crewe.

There are four new housing developments planned for construction and eventual occupation up to 2027, which will yield approximately 915 new dwellings within the Shavington locality.

Source: Cheshire East Council 2022

Table 1 - resident number of children/young people and the potential additional population up to 2027 created by new housing developments Source: Office of National Statistics 2021

Relevant School Planning Area wards = Shavington	Number of resident children/young people in Schools Planning Area in 2020	<i>The ONS 2021 forecast percentage increase in cohort population by 2027</i>	Potential future <u>additional</u> population by 2027 for Schools Planning Area - by school cohort - when the new forthcoming 915 dwellings are factored-in – aligned to Cheshire East Council new yield formulas: For 0-4 years = 13 children per 100 dwelling For 5-11 years = 19 children per 100 dwelling For 12-18 years = 15 children per 100 dwelling		Estimated population at 2027 (ONS forecast + yield from new dwellings)	Population increase / decrease 2020 to 2027
0-2 years	177	<i>No change</i>	For: 0-4 years	+119	439	+108 (+32%)
3-4 years	154	<i>-6.9%</i>				
Total 0-4 years	331					
5-7 years	184	<i>-5.8%</i>	For: 5-11 years	+174	559	+164 (+41.5%)
8-11 years	211	<i>No change</i>				
Total 5-11 years	395					
12-18 years	314	<i>+5%</i>	For: 12-18 years	+137	467	+153 (+48.7%)
Total 0-18 years	1,040	<i><0.5%</i>	+430		1,465	+425 (+40.9%)

Supply and Provision dynamics

Providers located in the Shavington Schools Planning Area

The following **early years childcare settings/providers** are located in the Schools Planning Area

- Rope Green Farm Day Nursery
- Beyond Basic Learning Limited
- The Village Nursery Group Limited I
- The Village Nursery Group Limited II
- Shavington Primary School Nursery
- The Berkeley Academy
- Wybunbury Delves Church of England Primary School

These seven providers account for a combined total of 516 registered places.

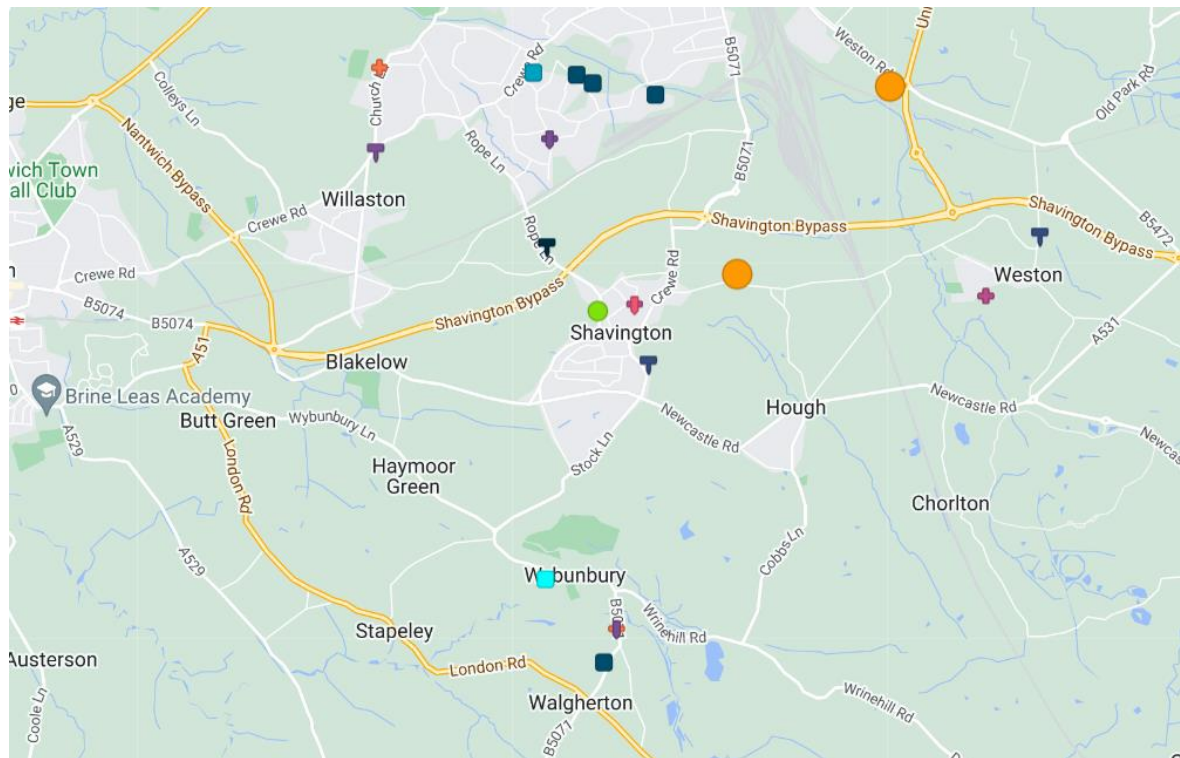
The following **out of school childcare providers** are located in the Schools Planning Area

- Shavington Primary School After School Club and Breakfast Club
- The Berkeley Academy After School Club and Breakfast Club
- Weston Village Primary School After School Club, Breakfast Club and Holiday Playscheme
- Wybunbury Delves CofE Primary School After School Club and Breakfast Club
- Wistaston Church Lane Academy After School Club and Breakfast Club

These five providers accounts for a total of 444 registered places.

Additionally, six **registered childminders** are resident in the Schools Planning Area and they are accounting for a combined total of 64 registered places.

Image A below indicates the location and relative size of forthcoming new housing developments in relation to the current provision of early years and childcare situated in this geographical area



Key – childcare types and size / approved and under construction new housing developments and size

Academy Nursery		0-20 places		Denotes development	Development Size		Denotes development	Development Size
Day Nursery		21-30 places			0-99 new dwellings			200-499 new dwellings
Maintained or Independent School		31-40 places			100-199 new dwellings			500 new dwellings +
Out of School Club		41-50 places			100-199 new dwellings			500 new dwellings +
Pre-School Playgroup		51-75 places			100-199 new dwellings			500 new dwellings +
State Funded Nursery		76-100 places			100-199 new dwellings			500 new dwellings +
Childminder		101-200 places			100-199 new dwellings			500 new dwellings +
		0-5 places			100-199 new dwellings			500 new dwellings +
		6-10 places			100-199 new dwellings			500 new dwellings +
		11-15 places			100-199 new dwellings			500 new dwellings +

Feedback from a summer 2022 consultation with early years and childcare providers that are situated in the Schools Planning Area is outlined below on pages 5-12.

Occupancy Dynamics in summer 2022

Table 2 - the incidence of: (a) waiting lists and (b) vacant places at Shavington Schools Planning Area-based providers in summer 2022

Type of Provider	Percentage stating they had a waiting list in summer 2022	Percentage stating they had vacant places in summer 2022
Early Years Childcare Provider/Setting	50%	17%
Out of School Childcare Provider	n/a	100%
Registered Childminder	20%	20%

- 25% of all relevant providers stated that they had seen a waiting list decrease in size since summer 2021
- 50% of all relevant providers stated that they had seen a waiting increase in size since summer 2021
- For Shavington Schools Planning Area-based early years childcare providers/settings, the age group that accounted for the highest incidence of vacant places was 0-12 months

Ultimately, aligned to the period: May 2021 – May 2022:

- 8% of Shavington Schools Planning Area-based childcare providers stated: Our occupancy has *decreased*
- 50% of Shavington Schools Planning Area-based childcare providers stated: Our occupancy has *increased*

Fees

Table 3 - average fees charged by Shavington Schools Planning Area-based childcare providers

Type of Provider	Average hourly fee	Average sessional fee
Early Years Childcare Provider/Setting	£4.97	
After School Club		£8.50
Registered Childminder	£5.00	

Hours

Table 4 - average opening and closing times for childcare providers located in the Shavington Schools Planning Area

Type of Provider	Average opening/start time	Average close/finish time
Early Years Childcare Provider/Setting	07:54	16:45
After School Club	15:15	18:00
Registered Childminder	07:10	17:49

Demand

Table 5 presents:

- (a) an indication of the existing level of sufficiency in the Shavington Schools Planning Area-based aligned to the three types of formal childcare provision:
 - 1/ early years childcare settings; 2/ registered childminders and; 3/ out of school childcare providers
- (b) an indication about the extent to which forthcoming new housing developments (see Table 1) will alter the sufficiency landscape once all planned developments and new houses are constructed and occupied

Table 5 - assessment of how new housing developments will change numbers of resident children and potential demand for registered childcare

Age Cohort	Existing number of childcare places in the Schools Planning Area in summer 2022		Population of cohort wards in locality in 2022	Childcare places available per child	Estimated population 2027	Estimated demand for places 2027
0-4 years	Number of places with: (a) Early years childcare providers	516	331	For early years childcare providers = 1.56	439	684 (+168)
	(b) Registered childminders	64		For registered childminders = 0.193		85 (+21)
	Total Reg. Supply	580				769 (+189)
5-11 years	Number of places with: (a) Out of school childcare providers (inc. actual school-based)	444	395	For out of school childcare providers = 1.12	559	626 (+182)
	(b) Registered childminders	64		For registered childminders = 0.162		91 (+27)
	Total Reg. Supply	508				717 (+209)

Table 5 indicates that 398 new childcare places may be required by 2027:

- 189 new early years childcare places for 0-4 years would be required to maintain the 2022 sufficiency ratio.
- 209 new out of school childcare places for 5-11 year olds would be required to maintain the 2022 sufficiency ratio.

However, it can be noted in Table 6 below that, as part of the response to the summer 2022 CSA structured interviews with childcare providers, 17% of early years childcare providers/ settings that are located in the Shavington Schools Planning Area stated an intention to develop new provision in the forthcoming two years - which was a total of 16 new places.

Table 6 - incidence of Shavington Schools Planning Area-based childcare providers having plans/intentions to increase their capacity over the forthcoming two years

Type of Provider	Percentage of providers with intention to increase capacity...	Combined number of additional places...
Early Years Childcare Provider/Setting	17%	16
Out of School Childcare Provider	0	n/a
Registered Childminder	0	n/a

Funded Childcare

Table 7 - Dynamics of provision in the Shavington Schools Planning Area in summer 2022 as outlined by *responding* settings/childminders

Type of Responding Provider	Number of free entitlement for 2 year olds offered in Schools Planning Area	Evident number of vacant places in summer 2022	Number of universal 15 hours free entitlement for 3&4 year olds offered in Planning Area	Evident number of vacant place in summer 2022	Number of 30 hours childcare offer places for 3&4 year olds offered in Planning Area	Evident number of vacant place in summer 2022
Early Years Childcare Provider/Settings	45	3	76	0	180	0
Registered Childminders	3	1	3	2	5	0

Table 8 - assessments of how much higher or lower each type of relevant provider envisaged the demand for 15 hours free entitlement for 3&4 year old places would be, in summer 2023

Type of Provider	% stating significantly higher	% stating higher – but not significantly	% stating About the Same	% stating lower – but not significantly	% stating significantly lower	% stating Don't Know
Early Years Childcare Provider/Settings	0	17%	83%	0	0	0
Registered Childminders	0	0	33%	33%	33%	0

Table 9 - assessments of how much higher or lower each type of relevant provider envisaged the demand for free entitlement for 2 year old places would be, in summer 2023

Type of Provider	% stating significantly higher	% stating higher – but not significantly	% stating About the Same	% stating lower – but not significantly	% stating significantly lower	% stating Don't Know
Early Years Childcare Provider/Settings	0	20%	80%	0	0	0
Registered Childminders	0	0	33%	33%	33%	0

Table 10 - assessments of how much higher or lower each type of relevant provider envisaged the demand for 30 hours childcare places would be, in summer 2023

Type of Provider	% stating significantly higher	% stating higher – but not significantly	% stating About the Same	% stating lower – but not significantly	% stating significantly lower	% stating Don't Know
Early Years Childcare Provider/Settings	0	17%	83%	0	0	0
Registered Childminders	0	0	50%	25%	25%	0

Workforce, Recruitment and Retention

Table 11 - fundamental workforce details among setting-based providers in the Shavington Schools Planning Area in summer 2022

Type of Provider	Average number of staff employed at settings in the Shavington Planning Area	Percentage of settings stating that they had staff leave in the past 12 months	Percentage of settings stating that they were currently experiencing problems with recruitment and/or retention	Percentage of settings stating that they had training needs or gaps
Early Years Childcare Provider/Setting	18	50%	50%	0
Out of School Childcare Provider	9	100%	100%	100%

Repeated stated reasons for staff leaving settings *included*:

- To go to work in a different sector
- Wanted a role with more pay

Stated posts/positions that evidently were aligned to recruitment or retention challenges/difficulties *included*:

- Qualified to Level 3
- Nursery practitioner
- Playworker

Stated training gaps/needs were:

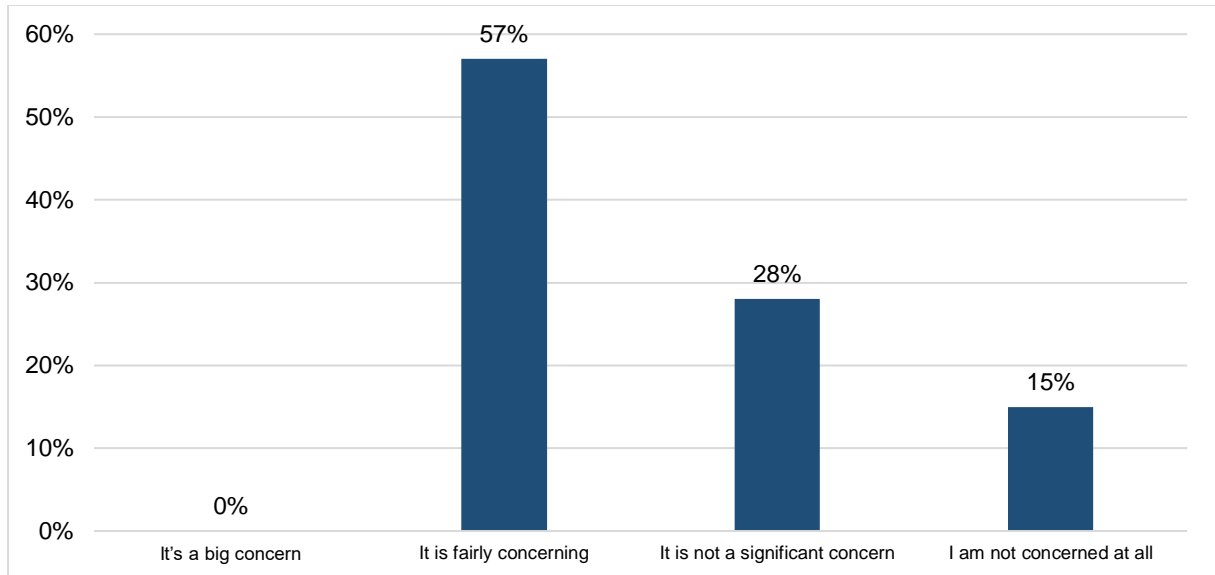
- Playworker qualifications

Additionally, 40% of registered childminders stated that they had a training gap/need and these *included*:

- Child development themed training

- Training that was accessible outside of 8am – 6pm weekdays

Image B - level of concern that setting-based childcare providers had about the theme of workforce recruitment and retention, including for the forthcoming period: summer 2022 – summer 2023



Sustainability

28% of early years childcare providers/settings and out of school childcare providers that are situated in the Shavington Schools Planning Area stated that they were experiencing **ongoing** sustainability issues as a result of COVID-19 – and the one repeated theme was: recruitment of staff creating sustainability challenges.

60% of registered childminders situated in the Shavington Schools Planning Area stated that they were experiencing ongoing sustainability issues as a result of COVID-19 – and repeated themes were:

1. Incidence of parents still working from home – post COVID-19...
2. subsequent occupancy challenges

Image C - how parents/families were continuing to feel in terms of their child(ren) (re)attending childcare, according to Shavington Schools Planning Area-based childcare providers

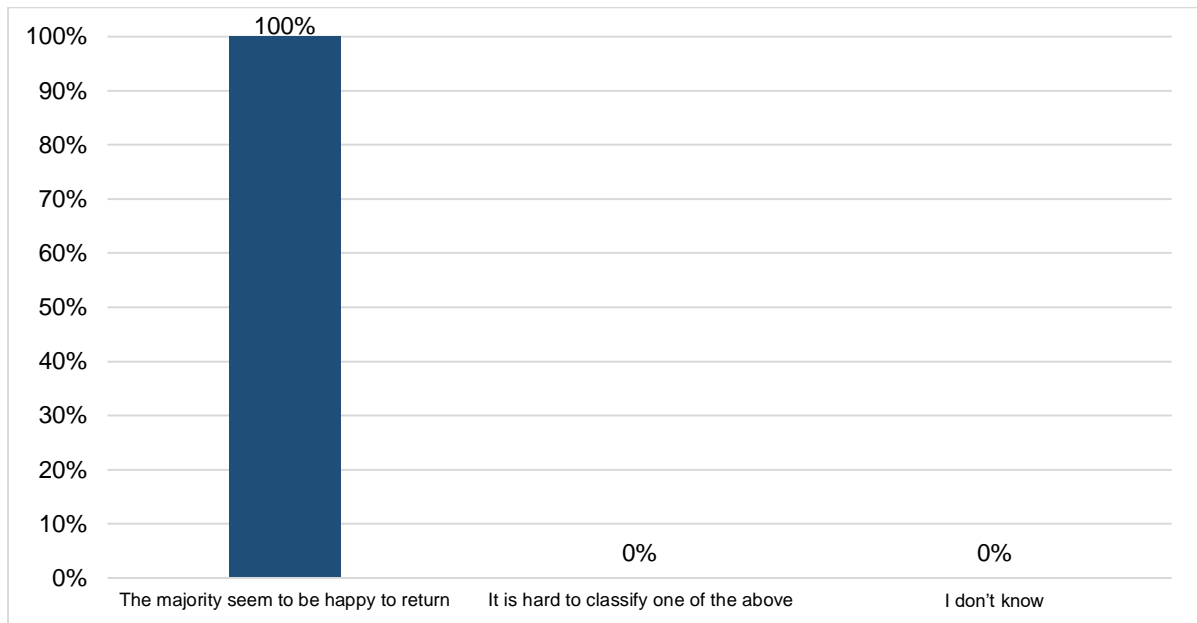
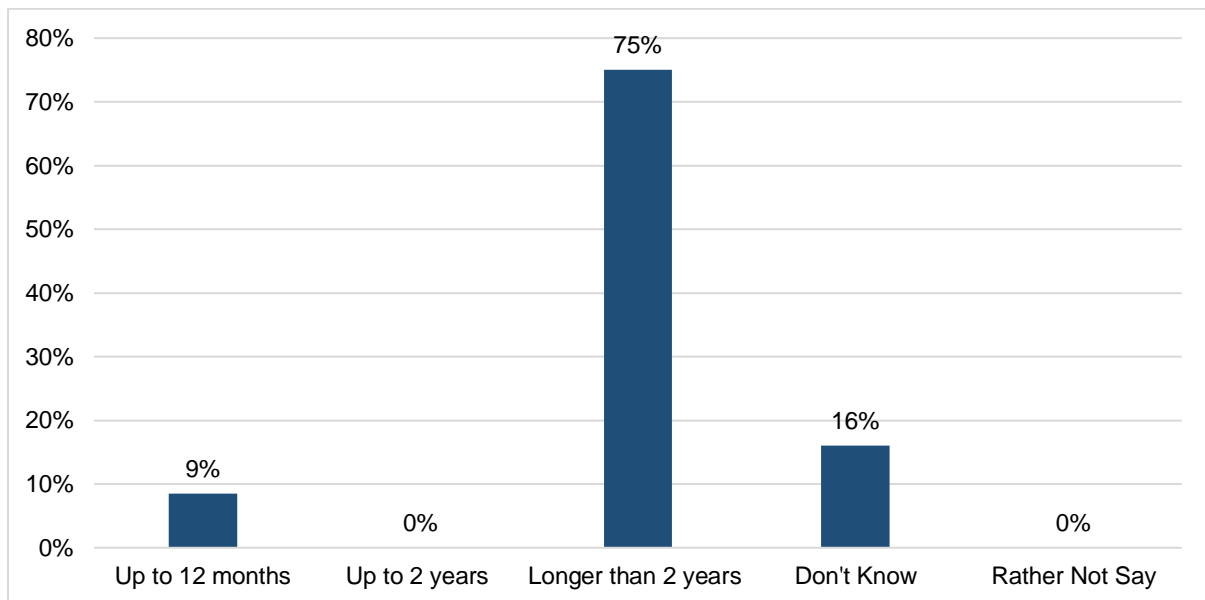


Image D - length of time childcare providers stated that they expected to be providing childcare for



SEND

100% of setting-based early years childcare and out of school childcare providers stated that they had at least one team member with a SEND-themed qualification.

Repeated examples of qualifications stated were:

- A trained SENCO
- Staff member(s) with Autism training/qualification
- SEND training TA
- Speech and language therapy

Image E - Numbers of enquiries that responding childcare providers stated that they received in each calendar year from a carer of a child with SEND

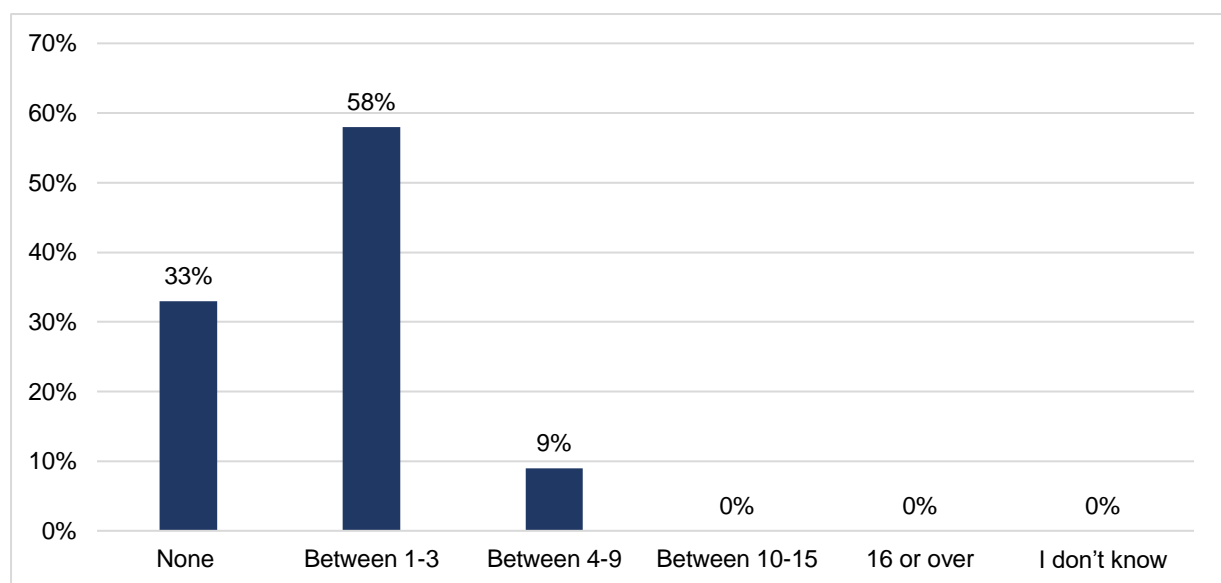
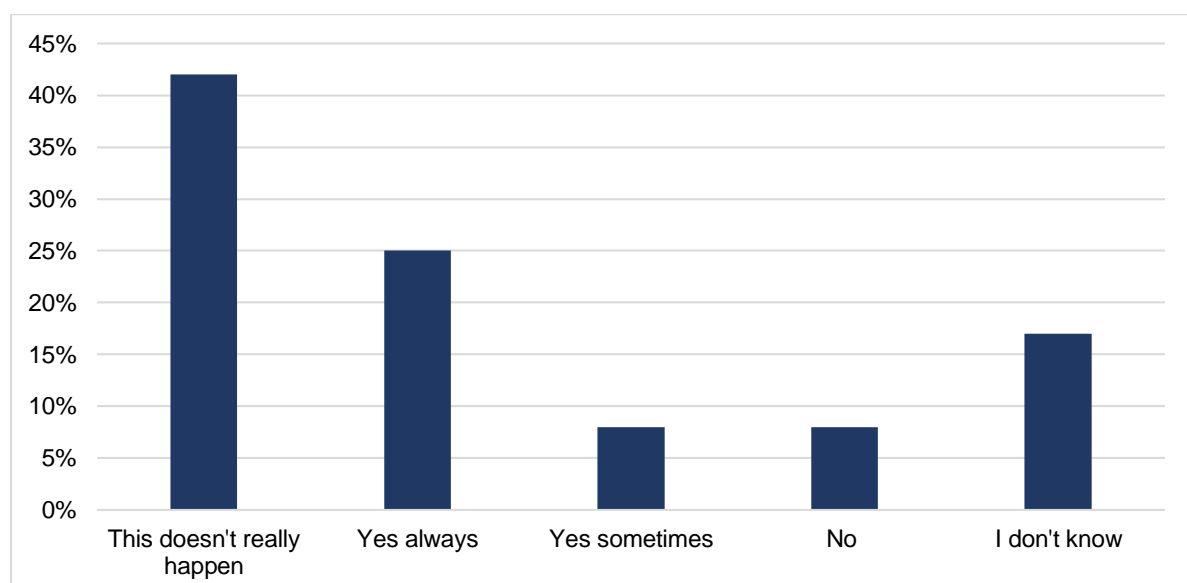


Image F - frequency with which childcare providers stated that they refer a family to another childcare provider if they cannot not take a SEND child for any reason



67% of Shavington Schools Planning Area-based early years childcare settings/providers and out of school childcare providers stated that they were still noticing some ongoing effects of COVID-19 on the development, behavior or demeanor of certain children.

Correspondingly, 60% of Shavington Planning Area-based registered childminders stated that they were still noticing some ongoing effects of COVID-19 on the development, behavior or demeanor of certain children.

Ultimately, all setting-based (early years and out of school) childcare providers were requested to state, on a scale of 1 – 10, how **confident** they thought they were as a whole setting in supporting children/young people with SEND:

The average rating provided by early years childcare providers/settings was 8.3/10 – and thus it can be assumed that approximately 83% of early years providers are accessible to children with SEND in the Shavington Schools Planning Area.

The average rating provided by out of school childcare providers/settings was 1/10.

Additionally, the average rating provided by registered childminders was 6.2/10 – and thus it can be assumed that approximately 62% of childminders are accessible to children with SEND in the Shavington Schools Planning Area.

Role of Cheshire East Council

Finally, all childcare providers were invited to state the types of further and continued support that they would appreciate from the local authority.

The two most frequent requests were:

1. Facilitation of a forum / networking event with other providers to mitigate feelings of isolation
2. Continuation of current support from Cheshire East, which has been supportive / good / helpful.

Perspective of Parents and Carers resident in the Shavington Schools Planning Area

Background of respondents

3% of the respondents to the summer 2022 Cheshire East Council Childcare Parental Demand survey were resident in the Shavington Schools Planning Area.

All responding parents and carers across all of the Schools Planning Areas were invited to state what term best described their current circumstances aligned to their **employment status**. The most frequent stated circumstance of responding parents was in part-time employment/self-employment (less than 30 hours per week) (25%).

All responding parents and carers responding from the Shavington Schools Planning Area were invited to state their annual family income bracket (before tax).

Table 12 - Incidence of gross household income per year (before deductions/tax)

Annual household income	Percentage of relevant responding Shavington locality parents/carers	Most frequently stated type of formal childcare accessed during term-time
Up to £16,190	0	n/a
£16,190 - £29,999	11%	n/a
£30,000 - £54,999	22%	Out of School Childcare
£55,000 - £99,999	0	n/a
£100,000 or above	0	n/a
I don't know	0	n/a
I would rather not say	11%	Day Nursery
Did not say	56%	n/a

Feedback from carers of children and young people with SEND

0 responding parents, i.e. carers, who were resident in the Shavington Schools Planning Area stated that they were caring for/raising at least one child with SEND or a long-term illness.

Usage of Formal and Informal Childcare

Table 13 - Most frequent type(s) of formal childcare evidently accessed within the Shavington Schools Planning Area

Schools Planning Area	Most frequent type of formal childcare evidently accessed by responding parents	Second most frequent type of formal childcare evidently accessed by responding parents
Shavington	Day Nursery (33%)	Out of School Childcare (22%)

The type of *informal* childcare responding parents/carers had evidently used for any of the children in their household at some point in 2022, was just me and/or a partner (33%) followed in frequency by grandparents (22%).

- 50% of responding parents from the Shavington Schools Planning Area stated that they were: **accessing formal childcare only**
- 37% of responding parents from the Shavington Schools Planning Area stated that they were: **accessing informal childcare only**
- 13% of responding parents from the Shavington Schools Planning Area stated that they were: **accessing formal and informal childcare**

Table 14 - Average number of hours (relevant) responding parents stated that they were accessing **formal** childcare for on a typical weekday in 2022 during term-time

Schools Planning Area	Average number of hours on a typical week day formal childcare was being accessed for – by relevant parents, during term time	Most frequent number of hours on a typical week day formal childcare was being accessed for – by relevant parents, during term time
Shavington	7 hours 10 minutes	6

Table 15 - Weekdays which responding parents were evidently most frequently accessing formal childcare during: (a) school term-times and; (b) school holiday-times

Schools Planning Area	Most frequent weekday – during term-times	Most frequent weekday – during holiday times
Shavington	Tuesday, Wednesday and Thursday – with an equal frequency	Ad hoc

Table 16 - Average monthly amounts that relevant responding parents spent on formal childcare during: (a) term-time and: (b) school holiday-times

Schools Planning Area	Average monthly expenditure on formal childcare – term-time	Average monthly expenditure on formal childcare – holiday-time
Shavington	£309.33	No data applicable

Funded Childcare

22% of responding Shavington Schools Planning Area-resident, parents/carers stated that they had a child aged 2 years. However, 0 such parents/carers subsequently stated that they were currently accessing the free entitlement for 2 year olds.

Additionally, 55% of responding parents/carers stated that they had a child aged 3 and/or 4 years. 0 such parents/carers subsequently stated that they were currently accessing the universal 15 hours free entitlement for 3 and 4 year olds. 40% of such parents/carers subsequently stated that they were currently accessing the extended 30 hours childcare offer

Childcare and COVID-19

All Shavington Schools Planning Area-resident parents of pre-school aged children were invited to state whether they had any concerns about their relevant child(ren)'s early development, including their early years education, as a direct result of the COVID-19 pandemic?

11% of relevant parents stated Yes, with one parent stating:

"We have not been able to go in to nursery to drop off/collect, which often means only a short chat at door. I feel like we don't get a go overview of our child's progress, just a short handover as a queue is forming".

Barriers to accessing childcare

All Shavington Schools Planning Area-resident parents were invited to state whether – at some point in time – they had experienced specific barriers to accessing childcare. One barrier only was repeated: I could not/cannot afford the childcare that I require.

Childcare and Cheshire East Council

All Shavington Schools Planning Area-resident parents were invited to state whether there was anything that Cheshire East Council should be doing in terms of supporting parents and carers with childcare, in 2022. The most frequent type of feedback concerned *their perceptions* of the childcare and early years sector:

Someone need to ensure that nurseries are properly funded for their 'free hour's. All seem to need to top-up with charging for consumables etc to plug the shortfall. The staff are doing such a crucial job and should be fairly paid

Looking at the costs of childcare... it's cheaper for some parents to look after their children and not return to work. My childcare is only just covered by my work

Finally, all parents were invited to state whether they were aware of the existence of Cheshire East Family Information Service. For those who responded to this question: 11% stated that they were not, or did not provide a specific response either way.