

Scholar Green and Woodcocks' Well

Future demand for early years childcare places and out of school childcare places will in all probability be met by existing provision and forthcoming new provision over the five years - moving toward 2027.

Summary Conclusion

Theme	Status	Supporting Evidence												
Is there an estimated additional forthcoming demand – up to 2027 – for 0-4 years early years childcare places in the Scholar Green and Woodcocks' Well Schools Planning Area?	No	Local Authority calculations indicate that 1 fewer early years childcare place for 0-4 years would be required to maintain the 2022 sufficiency ratio.												
Is there an estimated additional forthcoming demand – up to 2027 – for 0-4 years out of school childcare places in the Scholar Green and Woodcocks' Well Schools Planning Area?	No	Local Authority calculations indicate that 2 fewer out of school childcare place (including actual school-based) for 5-11 year olds would be required to maintain the 2022 sufficiency ratio.												
Are there any childcare providers with an evident intention (in summer 2022) to expand located in the Scholar Green and Woodcocks' Well Planning Area?	No	<table border="1"> <thead> <tr> <th>Type of Provider</th> <th>Percentage of providers with intention to increase capacity...</th> <th>Combined number of additional places...</th> </tr> </thead> <tbody> <tr> <td>Early Years Childcare Provider/Setting</td> <td>0</td> <td>n/a</td> </tr> <tr> <td>Out of School Childcare Provider</td> <td>0</td> <td>n/a</td> </tr> <tr> <td>Registered Childminder</td> <td>0</td> <td>n/a</td> </tr> </tbody> </table>	Type of Provider	Percentage of providers with intention to increase capacity...	Combined number of additional places...	Early Years Childcare Provider/Setting	0	n/a	Out of School Childcare Provider	0	n/a	Registered Childminder	0	n/a
Type of Provider	Percentage of providers with intention to increase capacity...	Combined number of additional places...												
Early Years Childcare Provider/Setting	0	n/a												
Out of School Childcare Provider	0	n/a												
Registered Childminder	0	n/a												
In terms of occupancy, what is there a greater incidence of? a) Waiting Lists b) Vacancies among childcare providers located in the Scholars Green Planning Area in summer 2022?	Waiting Lists/ Vacancies	20% of the relevant providers stated that they had seen a waiting increase in size since summer 2021 None of the relevant providers stated that they had seen a waiting list decrease in size since summer 2021												
Is sustainability of existing childcare providers a risk factor in the Scholars Green Schools Planning Area as of summer 2022. (with 'risk' being denoted as greater than 30% of childcare providers stating they had sustainability concerns in summer 2022).	Yes	40% of early years childcare providers/settings situated in the Scholar Green and Woodcocks' Well Schools Planning Area stated that they were experiencing ongoing sustainability issues as a result of COVID-19 – and one repeated theme was: recruitment of staff creating sustainability challenges.												
Are there any evident plans by the Local Authority to develop new school places in the Scholar Green and Woodcocks' Well Schools Planning Area – as of summer 2022?	No	No												

The **Scholar Green and Woodcocks' Well Schools Planning Area** is located in the central east area of the Cheshire East locality.

There is one new housing development planned for construction and eventual occupation up to 2027, which will yield approximately 31 new dwellings within the Scholar Green and Woodcocks' Well locality. Source: Cheshire East Council 2022

Table 1 - resident number of children/young people and the potential additional population up to 2027 created by new housing developments Source: Office of National Statistics 2021

Relevant School Planning Area wards = Odd Rode ward	Number of resident children/young people in Schools Planning Area in 2020	The ONS 2021 forecast percentage increase in cohort population by 2027	Potential future additional population by 2027 for Schools Planning Area - by school cohort - when the new forthcoming 31 dwellings are factored-in – aligned to Cheshire East Council new yield formulas: For 0-4 years = 13 children per 100 dwelling For 5-11 years = 19 children per 100 dwelling For 12-18 years = 15 children per 100 dwelling		Estimated population at 2027 (ONS forecast + yield from new dwellings)	Population increase / decrease 2020 to 2027
0-4 years	206	No change	For:	+4	339	-6 (-1.7%)
3-4 years	139	-6.9%	0-4 years			
Total 0-4 years	345					
5-7 years	222	-5.8%	For:	+6	503	-7 (-1.3%)
8-11 years	288	No change	5-11 years			
Total 5-11 years	510					
12-18 years	516	+5%	For:	+5	547	+31 +5.8%
			12-18 years			
Total 0-18 years	1,371	<0.5%		+15	1,389	+18 (-1.3%)

Supply and Provision dynamics

Providers located in the Scholar Green Schools Planning Area

The following **early years childcare setting/provider** is located in the Schools Planning Area

- Scholar Green Primary School Nursery
- Adventure Clubs Pre-School

These two providers accounts for a total of 51 registered places.

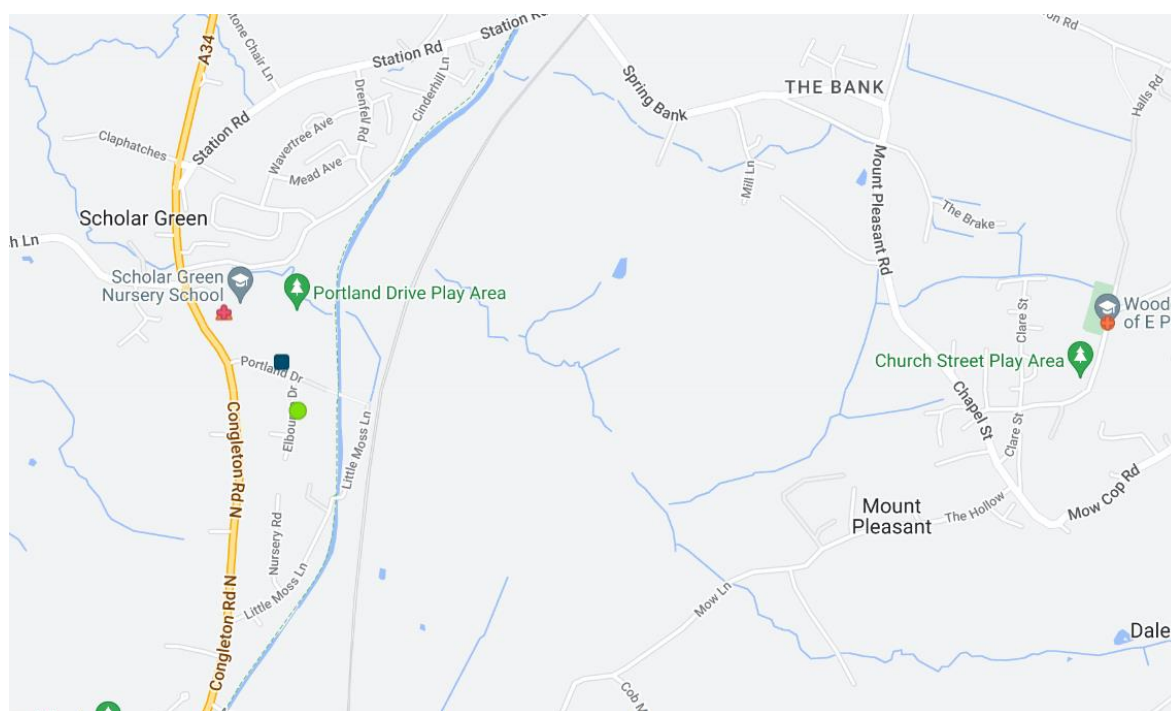
The following **out of school childcare providers** are located in the Schools Planning Area

- Scholar Green Primary School After School Club, Breakfast Club and After School Club
- Woodcocks' Well CofE Primary School After School Club and Breakfast Club

These three providers accounts for a total of 138 registered places.

Additionally, one **registered childminder** is resident in the Schools Planning Area and this individual accounts for a combined total of 12 registered places.

Image A below indicates the location and relative size of forthcoming new housing developments in relation to the current provision of early years and childcare situated in this geographical area



Key – childcare types and size / approved and under construction new housing developments and size

Academy Nursery		0-20 places		Denotes development	Development Size	Denotes development	Development Size
Day Nursery		21-30 places			0-99 new dwellings		200-499 new dwellings
Maintained or Independent School		31-40 places			100-199 new dwellings		500 new dwellings +
Out of School Club		41-50 places					
Pre-School Playgroup		51-75 places					
State Funded Nursery		76-100 places					
Childminder		101-200 places					
		0-5 places					
		6-10 places					
		11-15 places					

Feedback from a summer 2022 consultation with early years and childcare providers that are situated in the Schools Planning Area is outlined below on pages 4-10.

Occupancy Dynamics in summer 2022

Table 2 - the incidence of: (a) waiting lists and (b) vacant places at Scholars Green Schools Planning Area-based providers in summer 2022

Type of Provider	Percentage stating they had a waiting list in summer 2022	Percentage stating they had vacant places in summer 2022
Early Years Childcare Provider/Setting	25%	25%
Out of School Childcare Provider	n/a	100%
Registered Childminder	0	0

- 0 of all relevant providers stated that they had seen a waiting list decrease in size since summer 2021
- 20% of all relevant providers stated that they had seen a waiting increase in size since summer 2021
- For Scholars Green Schools Planning Area-based early years childcare providers/settings, the age group that accounted for the highest incidence of vacant places was 3 years

Ultimately, aligned to the period: May 2021 – May 2022:

- 0 of Scholars Green Schools Planning Area-based childcare providers stated: Our occupancy has *decreased*
- 50% of Scholars Green Schools Planning Area-based childcare providers stated: Our occupancy has *increased*

Fees

Table 3 - average fees charged by Scholars Green Schools Planning Area-based childcare providers

Type of Provider	Average hourly fee	Average sessional fee
Early Years Childcare Provider/Setting	£3.99	
After School Club		£8.50
Registered Childminder	n/a	

Hours

Table 4 - average opening and closing times for childcare providers located in the Scholars Green Schools Planning Area

Type of Provider	Average opening/start time	Average close/finish time
Early Years Childcare Provider/Setting	07:30	17:00
After School Club	15:00	17:00
Registered Childminder	07:30	17:00

Demand

Table 5 presents:

- (a) an indication of the existing level of sufficiency in the Scholars Green Schools Planning Area-based aligned to the three types of formal childcare provision: 1/ early years childcare settings; 2/ registered childminders and; 3/ out of school childcare providers
- (b) an indication about the extent to which forthcoming new housing developments (see Table 1) will alter the sufficiency landscape once all planned developments and new houses are constructed and occupied

Table 5 - assessment of how new housing developments will change numbers of resident children and potential demand for childcare

Age Cohort	Existing number of childcare places in the Schools Planning Area in summer 2022		Population of cohort wards in locality in 2022	Childcare places available per child	Estimated population 2027	Estimated demand for places 2027
0-4 years	Number of places with: (a) Early years childcare providers	51	345	For early years childcare providers = 0.148	339	50 (-1)
	(b) Registered childminders	12		For registered childminders = 0.034		12 (0)
	Total Reg. Supply	63				62 (-1)
5-11 years	Number of places with: (a) Out of school childcare providers (inc. actual school-based)	138	510	For out of school childcare providers = 0.27	503	136 (-2)
	(b) Registered childminders	12		For registered childminders = 0.023		12 (0)
	Total Reg. Supply	150				148 (-2)

Table 5 indicates that 3 fewer childcare place(s) may be required by 2027:

- 1 fewer new early years childcare places for 0-4 years would be required to maintain the 2022 sufficiency ratio.
- 2 fewer out of school childcare places for (including actual school-based) 5-11 year olds would be required to maintain the 2022 sufficiency ratio.

It can be noted that the childcare providers located in the Scholars Green Schools Planning Area did not have, in summer 2022, an intention to develop new provision in the forthcoming two years.

Funded Childcare

Table 7 - Dynamics of provision in the Scholars Green Schools Planning Area in summer 2022 as outlined by *responding* settings/childminders

Type of Responding Provider	Number of free entitlement for 2 year olds offered in Schools Planning Area	Evident number of vacant places in summer 2022	Number of universal 15 hours free entitlement for 3&4 year olds offered in Planning Area	Evident number of vacant place in summer 2022	Number of 30 hours childcare offer places for 3&4 year olds offered in Planning Area	Evident number of vacant place in summer 2022
Early Years Childcare Provider/Settings	3	1	56	4	58	3
Registered Childminders	1	0	1	0	3	0

Table 8 - assessments of how much higher or lower each type of relevant provider envisaged the demand for 15 hours free entitlement for 3&4 year old places would be, in summer 2023

Type of Provider	% stating significantly higher	% stating higher – but not significantly	% stating About the Same	% stating lower – but not significantly	% stating significantly lower	% stating Don't Know
Early Years Childcare Provider/Settings	0	25%	50%	25%	0	0
Registered Childminders	0	0	100%	0	0	0

Table 9 - assessments of how much higher or lower each type of relevant provider envisaged the demand for free entitlement for 2 year old places would be, in summer 2023

Type of Provider	% stating significantly higher	% stating higher – but not significantly	% stating About the Same	% stating lower – but not significantly	% stating significantly lower	% stating Don't Know
Early Years Childcare Provider/Settings	0	50%	50%	0	0	0
Registered Childminders	0	0	100%	0	0	0

Table 10 - assessments of how much higher or lower each type of relevant provider envisaged the demand for 30 hours childcare places would be, in summer 2023

Type of Provider	% stating significantly higher	% stating higher – but not significantly	% stating About the Same	% stating lower – but not significantly	% stating significantly lower	% stating Don't Know
Early Years Childcare Provider/Settings	0	25%	50%	25%	0	0
Registered Childminders	0	0	100%	0	0	0

Workforce, Recruitment and Retention

Table 11 - fundamental workforce details among setting-based providers in the Scholar Green and Woodcocks' Well Schools Planning Area in summer 2022

Type of Provider	Average number of staff employed at settings in the Scholar Green and Woodcocks' Well Planning Area	Percentage of settings stating that they had staff leave in the past 12 months	Percentage of settings stating that they were currently experiencing problems with recruitment and/or retention	Percentage of settings stating that they had training needs or gaps
Early Years Childcare Provider/Setting	5	25%	0	50%
Out of School Childcare Provider	6	0	0	0%

Repeated stated reasons for staff leaving settings *included*:

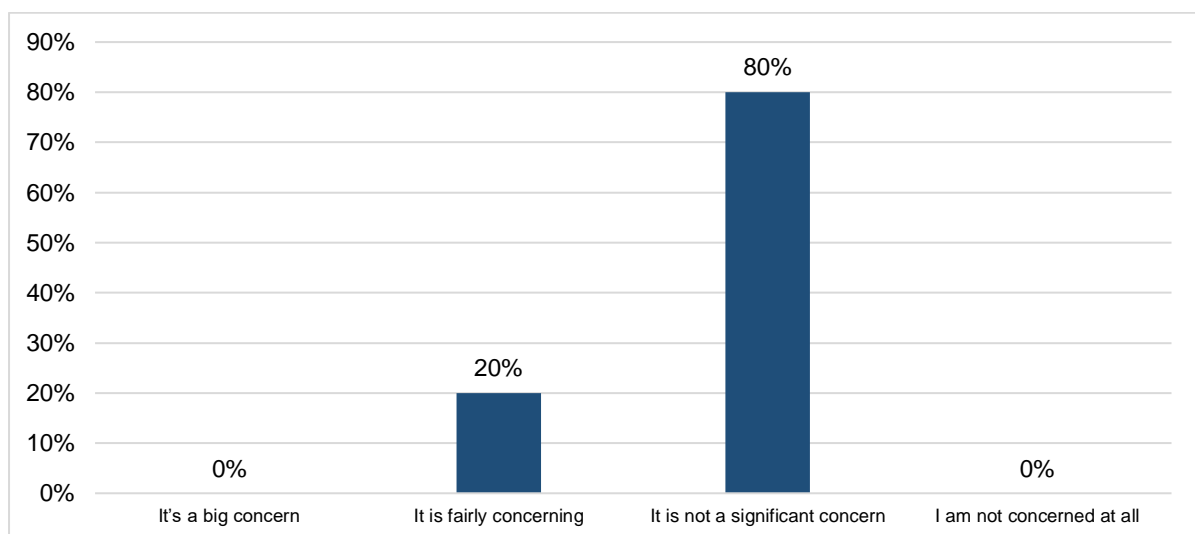
- Staff deciding to work in a different sector
- Mental health challenges

Stated training gaps/needs were:

- SEND themed
- Safeguarding

0 responding registered childminders stated that they had a training gap/need.

Image B - level of concern that setting-based childcare providers had about the theme of workforce recruitment and retention, including for the forthcoming period: summer 2022 – summer 2023



Sustainability

40% of early years childcare providers/settings and out of school childcare providers situated in the Scholars Green Schools Planning Area stated that they were experiencing **ongoing** sustainability issues as a result of COVID-19 – and the one repeated theme was: recruitment of staff creating sustainability challenges.

Image C - how parents/families were continuing to feel in terms of their child(ren) (re)attending childcare, according to Scholars Schools Planning Area-based childcare providers

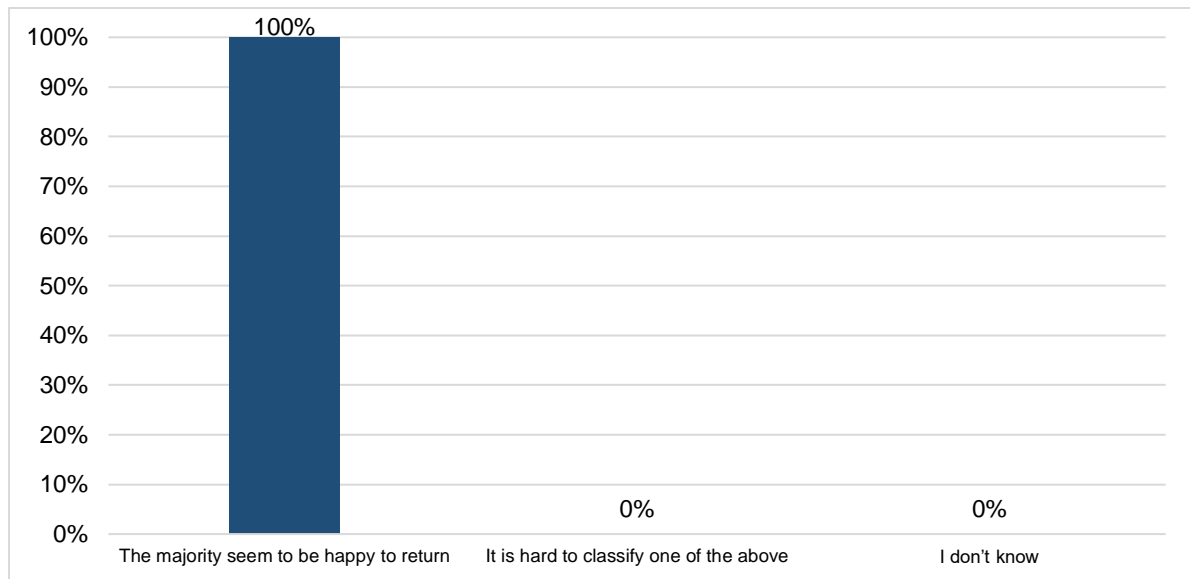
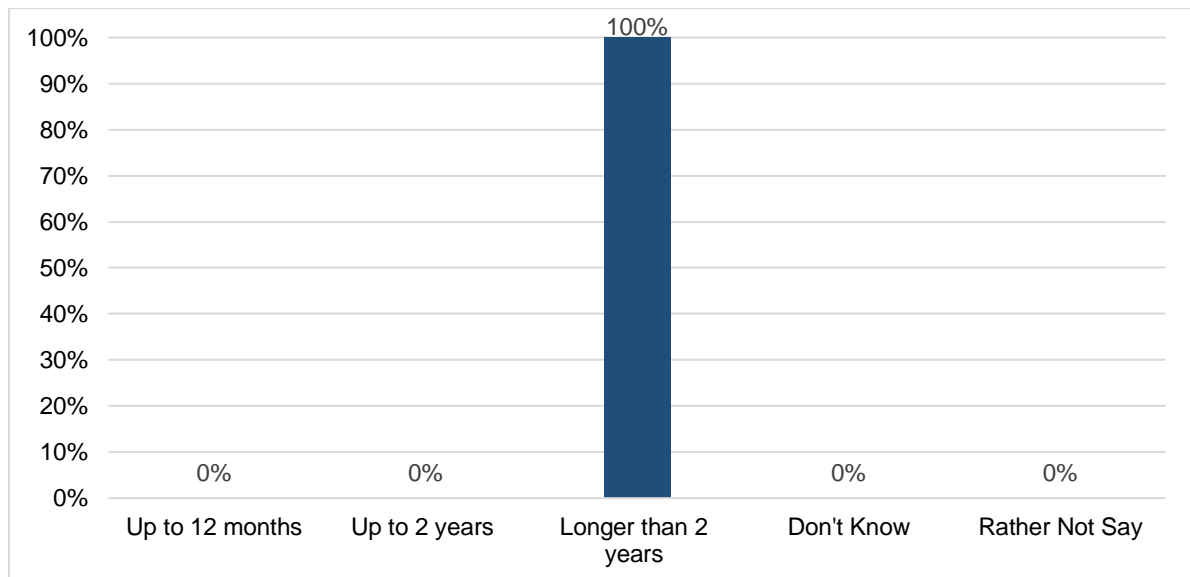


Image D - length of time childcare providers stated that they expected to be providing childcare for



SEND

80% of setting-based early years childcare and out of school childcare providers stated that they had at least one team member with a SEND-themed qualification.

Repeated examples of qualifications stated were:

- A trained SENCO
- Staff member(s) with Autism training/qualification

Image E - Numbers of enquiries that responding childcare providers stated that they received in each calendar year from a carer of a child with SEND

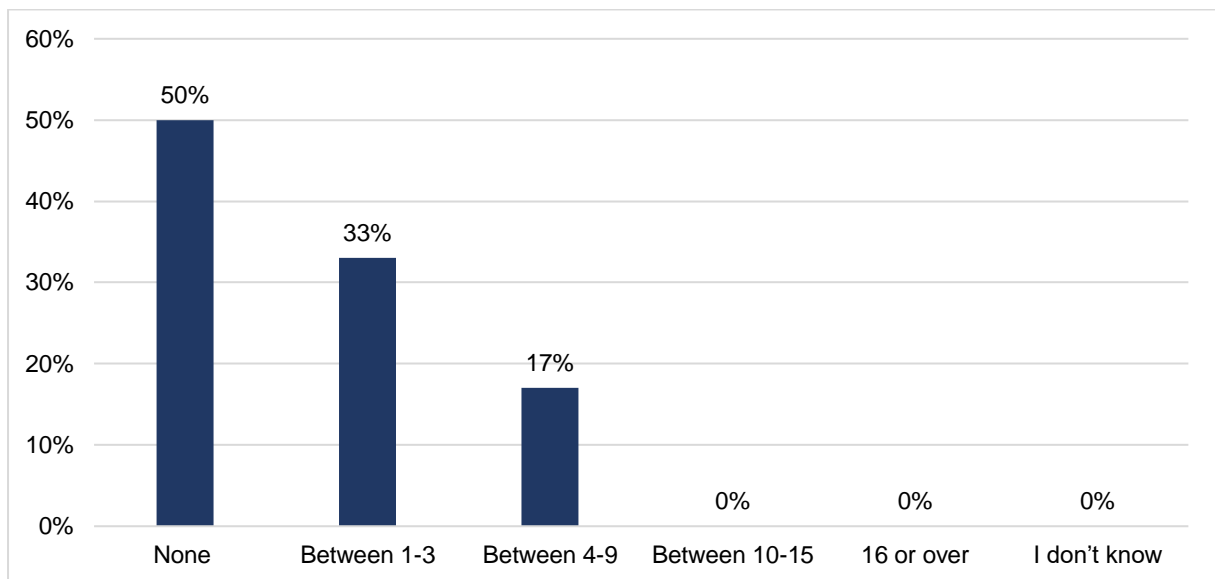
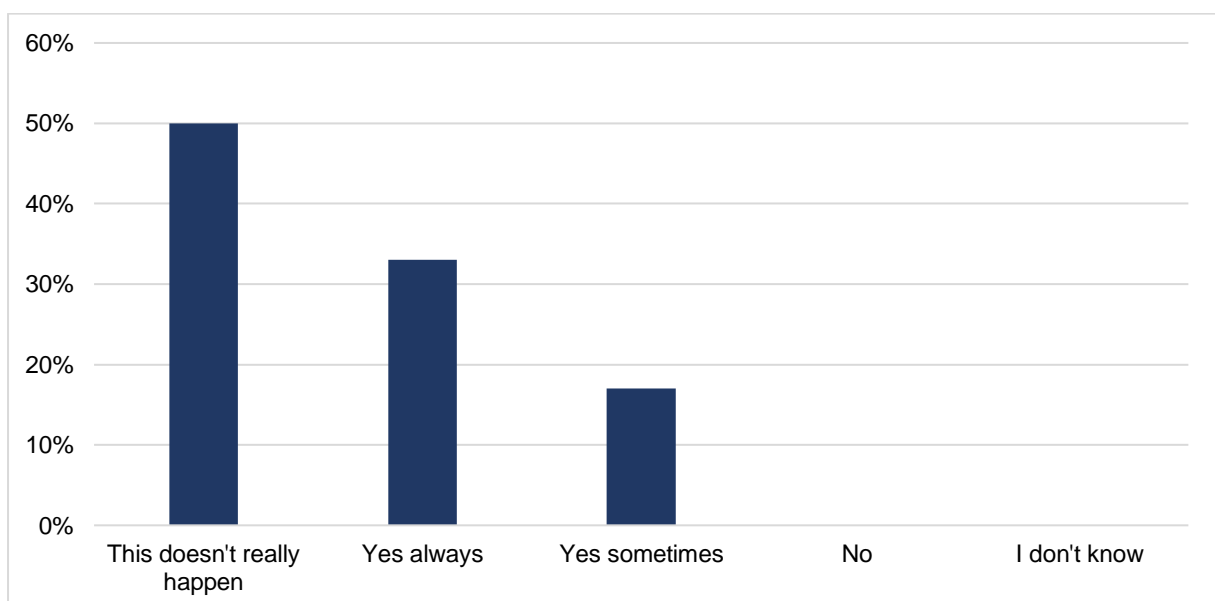


Image F - frequency with which childcare providers stated that they refer a family to another childcare provider if they cannot not take a SEND child for any reason



40% of Scholars Green Schools Planning Area-based early years childcare settings/providers and out of school childcare providers stated that they were still noticing some ongoing effects of COVID-19 on the development, behavior or demeanor of certain children.

Correspondingly, 60% of Scholars Green Planning Area-based registered childminders stated that they were still noticing some ongoing effects of COVID-19 on the development, behavior or demeanor of certain children.

Ultimately, all setting-based (early years and out of school) childcare providers were requested to state, on a scale of 1 – 10, how **confident** they thought they were as a whole setting in supporting children/young people with SEND:

The average rating provided by early years childcare providers/settings was 8.25/10 – and thus it can be assumed that approximately 82% of early years providers are accessible to children with SEND in the Scholars Green Schools Planning Area.

The average rating provided by out of school childcare providers/settings was 10/10.

Additionally, the average rating provided by registered childminders was 7/10 – and thus it can be assumed that approximately 70% of childminders are accessible to children with SEND in the Scholars Green Schools Planning Area.

Role of Cheshire East Council

Finally, all childcare providers were invited to state the types of further and continued support that they would appreciate from the local authority. The most frequent requests were:

1. Funding for building works and resources
2. Training offered in the evenings and at weekends
3. Increased support for SEND and faster face to face SEND referral visits
4. Support with meeting the needs of SEND children

Perspective of Parents and Carers resident in the Scholars Green Schools Planning Area

Background of respondents

2% of the respondents to the summer 2022 Cheshire East Council Childcare Parental Demand survey were resident in the Scholars Green Schools Planning Area.

All responding parents and carers across all of the Schools Planning Areas were invited to state what term best described their current circumstances aligned to their **employment status**. The most frequent stated circumstance of responding parents was in full-time employment/self-employment (30 hours + per week) (33%), followed in frequency by part-time employment/self-employment (less than 30 hours per week) (22%).

All responding parents and carers responding from the Scholars Green Schools Planning Area were invited to state their annual family income bracket (before tax).

Table 12 - Incidence of gross household income per year (before deductions/tax)

Annual household income	Percentage of relevant responding Scholars Green locality parents/carers	Most frequently stated type of formal childcare accessed during term-time
Up to £16,190	0	n/a
£16,190 - £29,999	11%	n/a
£30,000 - £54,999	11%	Day Nursery
£55,000 - £99,999	22%	Day Nursery
£100,000 or above	11%	Day Nursery
I don't know	11%	n/a
I would rather not say	0	n/a
Did not say	34%	Day Nursery

Feedback from carers of children and young people with SEND

0 responding parents, i.e. carers, who were resident in the Scholars Green Schools Planning Area stated that they were caring for/raising at least one child with SEND or a long-term illness.

Usage of Formal and Informal Childcare

Table 13 - Most frequent type(s) of formal childcare evidently accessed within the Scholars Green Schools Planning Area

Schools Planning Area	Most frequent type of formal childcare evidently accessed by responding parents	Second most frequent type of formal childcare evidently accessed by responding parents	Third most frequent type of formal childcare evidently accessed by responding parents
Scholars Green	Day Nursery (55%)	Pre-School/ Playgroup (33%)	After School Club (11%)

The type of *informal* childcare responding parents/carers had evidently used for any of the children in their household at some point in 2022, was just me and/or a partner (77%) followed in frequency by grandparents (56%).

- 0 responding parents from the Scholars Green Schools Planning Area stated that they were: **accessing formal childcare only**
- 50% responding parents from the Scholars Green Schools Planning Area stated that they were: **accessing informal childcare only**
- 50% of responding parents from the Scholars Green Schools Planning Area stated that they were: **accessing formal and informal childcare**

Table 14 - Average number of hours (relevant) responding parents stated that they were accessing formal childcare for on a typical weekday in 2022 during term-time

Schools Planning Area	Average number of hours on a typical week day formal childcare was being accessed for – by relevant parents, during term time	Most frequent number of hours on a typical week day formal childcare was being accessed for – by relevant parents, during term time
Scholars Green	6 hours 15 minutes	9

Table 15 - Weekdays which responding parents were evidently most frequently accessing formal childcare during: (a) school term-times and; (b) school holiday-times

Schools Planning Area	Most frequent weekday – during term-times	Most frequent weekday – during holiday times
Scholars Green	Tuesday	Friday

Table 16 - Average monthly amounts that relevant responding parents spent on formal childcare during: (a) term-time and: (b) school holiday-times

Schools Planning Area	Average monthly expenditure on formal childcare – term-time	Average monthly expenditure on formal childcare – holiday-time
Scholars Green	£273.75	£398.00

All responding parents and carers were invited to state any types of *formal* childcare that they would like to access in the near future, which they were not accessing in summer 2022?:

Funded Childcare

11% of responding Scholars Green Schools Planning Area-resident, parents/carers stated that they had a child aged 2 years. 0 such parents/carers subsequently stated that they were currently accessing the free entitlement for 2 year olds.

Additionally, 70% of responding parents/carers stated that they had a child aged 3 and/or 4 years and 22% of such parents/carers subsequently stated that they were currently accessing the universal 15 hours free entitlement for 3 and 4 year olds.

10% of such parents/carers subsequently stated that they were currently accessing the extended 30 hours childcare offer, with all of these parents/carers stating that it was either very easy to organise or fairly straightforward to organise. Indeed one such parent was of the opinion that:

“30 hours should be allocated for the hours your child attends not the hours the setting is open”.

Barriers to accessing childcare

All Scholars Green Schools Planning Area-resident parents were invited to state whether – at some point in time – they had experienced specific barriers to accessing childcare. However there was no incidence of any barriers being repeated or highlighted.

Cheshire East Family Information Service

All parents were invited to state whether they were aware of the existence of Cheshire East Family Information Service. For those who responded to this question: 45% stated that they were – and 55% stated that they were not, or did not provide a specific response either way.