

## Sandbach

Future demand for early years childcare places may not be met fully by recently opened, planned and intended expansions, plus the uptake of existing vacant places. Provision will need to be planned for an increase in demand for both out of school places and early years childcare places.

## Summary Conclusion

Theme	Status	Supporting Evidence												
Is there an estimated additional forthcoming demand – up to 2027 – for 0-4 years early years childcare places in the Sandbach Schools Planning Area?	Yes	Local Authority calculations indicate that 143 new early years childcare place for 0-4 years would be required to maintain the 2022 sufficiency ratio.												
Is there an estimated additional forthcoming demand – up to 2027 – for 0-4 years out of school childcare places in the Sandbach Schools Planning Area?	Yes	Local Authority calculations indicate that 115 new out of school childcare place (including actual school-based) for 5-11 year olds would be required to maintain the 2022 sufficiency ratio.												
Are there any childcare providers with an evident intention (in summer 2022) to expand located in the Sandbach Planning Area?	Yes	<table border="1"> <thead> <tr> <th>Type of Provider</th> <th>Percentage of providers with intention to increase capacity...</th> <th>Combined number of additional places...</th> </tr> </thead> <tbody> <tr> <td>Early Years Childcare Provider/Setting</td> <td>13%</td> <td>5</td> </tr> <tr> <td>Out of School Childcare Provider</td> <td>0</td> <td>n/a</td> </tr> <tr> <td>Registered Childminder</td> <td>0</td> <td>n/a</td> </tr> </tbody> </table>	Type of Provider	Percentage of providers with intention to increase capacity...	Combined number of additional places...	Early Years Childcare Provider/Setting	13%	5	Out of School Childcare Provider	0	n/a	Registered Childminder	0	n/a
Type of Provider	Percentage of providers with intention to increase capacity...	Combined number of additional places...												
Early Years Childcare Provider/Setting	13%	5												
Out of School Childcare Provider	0	n/a												
Registered Childminder	0	n/a												
In terms of occupancy, what is there a greater incidence of? a) Waiting Lists b) Vacancies  among childcare providers located in the Sandbach Planning Area in summer 2022?	Waiting Lists/ Vacancies	<b>72% of all the relevant providers stated that they had seen a waiting increase in size since summer 2021</b> 9% of all the relevant providers stated that they had seen a waiting list decrease in size since summer 2021												
Is sustainability of existing childcare providers a risk factor in the Sandbach Schools Planning Area as of summer 2022. (with 'risk' being denoted as greater than 30% of childcare providers stating they had sustainability concerns in summer 2022).	Yes	45% of early years childcare providers/settings situated in the <b>Sandbach</b> Schools Planning Area stated that they were experiencing <b>ongoing</b> sustainability issues as a result of COVID-19 – and repeated themes were: <ol style="list-style-type: none"> <li>1. Recruitment of staff creating sustainability challenges</li> <li>2. Concerns over revenue turnover</li> <li>3. Changes to staff's work ethic</li> </ol>												
Are there any evident plans by the Local Authority to develop new school places in the Sandbach Schools Planning Area – as of summer 2022?	Yes	For the PAN at Wheelock Primary School to increase from 45 children/pupils at Reception to 60 children/pupils from September 2023, thus expanding the school to 2FE from 1.5FE.												

The **Sandbach Schools Planning Area** is located in the central area of the Cheshire East locality.

There are fourteen new housing developments planned for construction and eventual occupation up to 2027, which will yield approximately 2,279 new dwellings within the Sandbach locality. Source: Cheshire East Council 2022

**Table 1 - resident number of children/young people and the potential additional population up to 2027 created by new housing developments** Source: Office of National Statistics 2021

Relevant School Planning Area wards = Sandbach Elworth Sandbach Heath and East Sandbach Heath and East Sandbach Town	Number of resident children/young people in Schools Planning Area in 2020	The ONS 2021 forecast percentage increase in cohort population by 2027	Potential future additional population by 2027 for Schools Planning Area - by school cohort - when the new forthcoming 2,279 dwellings are factored-in – aligned to Cheshire East Council new yield formulas: For 0-4 years = 13 children per 100 dwelling For 5-11 years = 19 children per 100 dwelling For 12-18 years = 15 children per 100 dwelling		Estimated population at 2027 (ONS forecast + yield from new dwellings)	Population increase / decrease 2020 to 2027
0-4 years	718	No change	For:	+296	1,479	+262 +21.5%
3-4 years	499	-6.9%	0-4 years			
<b>Total 0-4 years</b>	<b>1,217</b>					
5-7 years	665	-5.8%	For:	+433	1,981	+324 +19.5%
8-11 years	922	No change	5-11 years			
<b>Total 5-11 years</b>	<b>1,657</b>					
12-18 years	1,613	+5%	For:	+341	2,035	+422 +20.7%
<b>Total 0-18 years</b>	<b>4,487</b>	<0.5%		+1,070	5,495	1,008 +22.5%

## Supply and Provision dynamics

### Providers located in the Sandbach Schools Planning Area

The following **early years childcare settings/providers** are located in the Schools Planning Area

- Kids Corner Nursery And Pre-School
- La Maternelle Ltd
- Welcome Nurseries @Lilliput Farm
- Holly Grange Montessori Nursery (Sandbach)
- Wheelock Pre-School
- Elworth Pre-School
- Offley Primary Academy
- Sandbach Primary Academy
- Sandbach Heath Playgroup

These nine providers account for a combined total of 592 registered places.

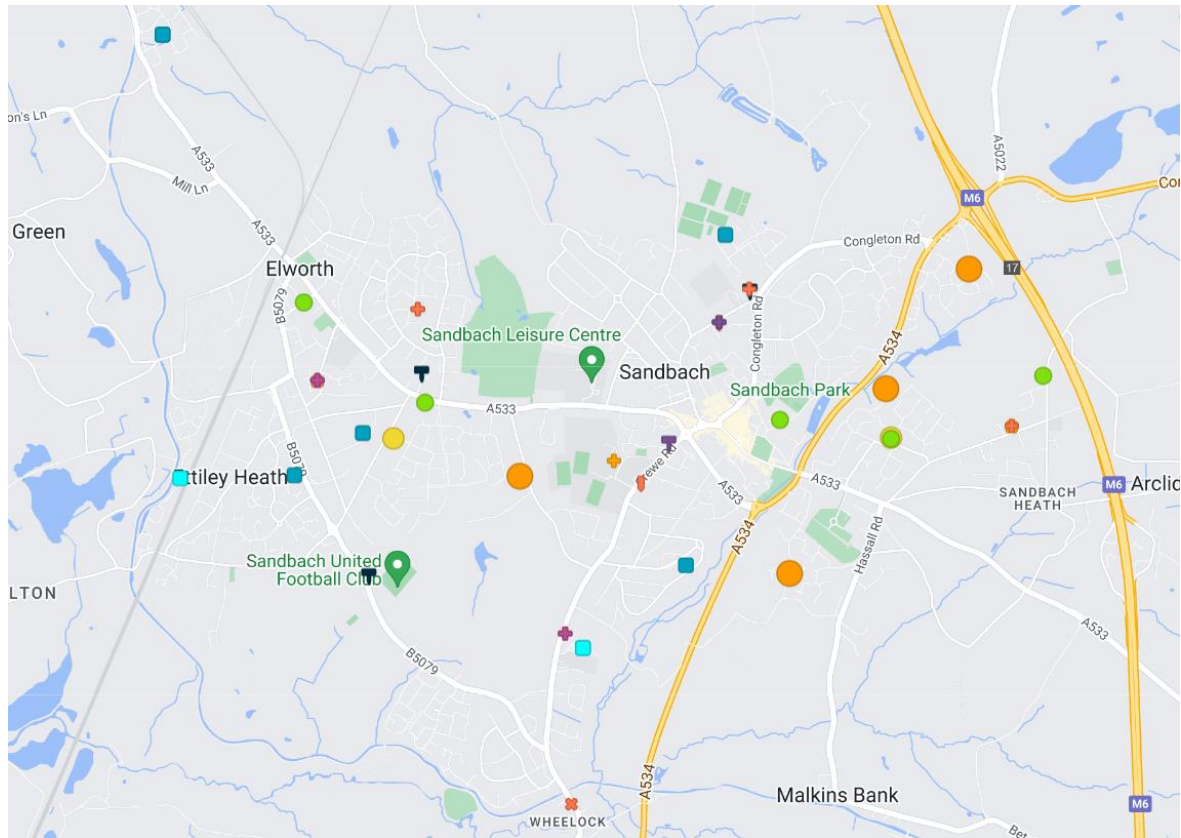
The following **out of school childcare providers** are located in the Schools Planning Area

- Kids Corner Nursery and Pre-School
- The Parochial Church Council of the Ecclesiastical Parish of St Peter, Elworth After School Club
- Skill Supply Sandbach
- Elworth CofE Primary School After School Club and Breakfast Club
- Elworth Hall Primary School After School Club and Breakfast Club
- Offley Primary Academy After School Club and Breakfast Club
- St. John's CofE Primary School After School Club and Breakfast Club
- Wheelock Primary School After School Club and Breakfast Club

These eight providers account for a combined total of 515 registered places.

Additionally, ten **registered childminders** are resident in the Schools Planning Area and they are accounting for a combined total of 75 registered places.

Image A below indicates the location and relative size of forthcoming new housing developments in relation to the current provision of early years and childcare situated in this geographical area



Key – childcare types and size / approved and under construction new housing developments and size

Academy Nursery		0-20 places		Denotes development	Development Size	Denotes development	Development Size
Day Nursery		21-30 places			0-99 new dwellings		200-499 new dwellings
Maintained or Independent School		31-40 places			100-199 new dwellings		500 new dwellings +
Out of School Club		41-50 places					
Pre-School Playgroup		51-75 places					
State Funded Nursery		76-100 places					
Childminder		101-200 places					
		0-5 places					
		6-10 places					
		11-15 places					

Feedback from a summer 2022 consultation with early years and childcare providers that are situated in the Schools Planning Area is outlined below on pages 5-12.

## Occupancy Dynamics in summer 2022

Table 2 - the incidence of: (a) waiting lists and (b) vacant places at Sandbach Schools Planning Area-based providers in summer 2022

Type of Provider	Percentage stating they had a waiting list in summer 2022	Percentage stating they had vacant places in summer 2022
Early Years Childcare Provider/Setting	88%	13%
Out of School Childcare Provider	n/a	0
Registered Childminder	50%	13%

- 9% of all relevant providers stated that they had seen a waiting list decrease in size since summer 2021
- 72% of all relevant providers stated that they had seen a waiting increase in size since summer 2021
- For Sandbach Schools Planning Area-based early years childcare providers/settings, the age group that accounted for the highest incidence of vacant places was 3 years

Ultimately, aligned to the period: May 2021 – May 2022:

- 18% of Sandbach Schools Planning Area-based childcare providers stated: Our occupancy has *decreased*
- 73% of Sandbach Schools Planning Area-based childcare providers stated: Our occupancy has *increased*

## Fees

Table 3 - average fees charged by Sandbach Schools Planning Area-based childcare providers

Type of Provider	Average hourly fee	Average sessional fee
Early Years Childcare Provider/Setting	£6.32	
After School Club		£10.35
Registered Childminder	£4.46	

## Hours

Table 4 - average opening and closing times for childcare providers located in the Sandbach Planning Area

Type of Provider	Average opening/start time	Average close/finish time
Early Years Childcare Provider/Setting	08:02	16:52
After School Club	15:07	18:00
Registered Childminder	19:39	17:37

## Demand

Table 5 presents:

- (a) an indication of the existing level of sufficiency in the Sandbach Schools Planning Area-based aligned to the three types of formal childcare provision:1/ early years childcare settings; 2/ registered childminders and; 3/ out of school childcare providers
- (b) an indication about the extent to which forthcoming new housing developments (see Table 1) will alter the sufficiency landscape once all planned developments and new houses are constructed and occupied

Table 5 - assessment of how new housing developments will change numbers of resident children and potential demand for childcare

Age Cohort	Existing number of childcare places in the Schools Planning Area in summer 2022		Population of cohort wards in locality in 2022	Childcare places available per child	Estimated population 2027	Estimated demand for places 2027
0-4 years	Number of places with: (a) Early years childcare providers	592	1,217	For early years childcare providers = 0.486	1,479	719 (+127)
	(b) Registered childminders	75		For registered childminders = 0.062		91 (+16)
	<b>Total Reg. Supply</b>	<b>667</b>				<b>811 (+143)</b>
5-11 years	Number of places with: (a) Out of school childcare providers (inc. actual school-based)	515	1,657	For out of school childcare providers = 0.311	1,981	616 (+101)
	(b) Registered childminders	75		For registered childminders = 0.045		89 (+6)
	<b>Total Reg. Supply</b>	<b>590</b>				<b>705 (+115)</b>

Table 5 indicates that 258 new childcare places may be required by 2027:

- 143 new early years childcare places for 0-4 years would be required to maintain the 2022 sufficiency ratio.
- 115 new out of school childcare places for 5-11 year olds would be required to maintain the 2022 sufficiency ratio.

However, it can be noted in Table 6 below that, as part of the response to the summer 2022 CSA structured interviews with childcare providers, 13% of early years childcare providers/settings that are located in the Sandbach Schools Planning Area stated an intention to develop new provision in the forthcoming two years - which was a combined total of 5 new places.

Table 6 - incidence of Sandbach Schools Planning Area-based childcare providers having plans/intentions to increase their capacity over the forthcoming two years

Type of Provider	Percentage of providers with intention to increase capacity...	Combined number of additional places...
Early Years Childcare Provider/Setting	13%	5
Out of School Childcare Provider	0	n/a
Registered Childminder	0	n/a

## Funded Childcare

Table 7 - Dynamics of provision in the Sandbach Schools Planning Area in summer 2022 as outlined by *responding* settings/childminders

Type of Responding Provider	Number of free entitlement for 2 year olds offered in Schools Planning Area	Evident number of vacant places in summer 2022	Number of universal 15 hours free entitlement for 3&4 year olds offered in Planning Area	Evident number of vacant place in summer 2022	Number of 30 hours childcare offer places for 3&4 year olds offered in Planning Area	Evident number of vacant place in summer 2022
Early Years Childcare Provider/Settings	45	0	80	0	210	0
Registered Childminders	6	1	6	0	12	0

Table 8 - assessments of how much higher or lower each type of relevant provider envisaged the demand for 15 hours free entitlement for 3&4 year old places would be, in summer 2023

Type of Provider	% stating significantly higher	% stating higher – but not significantly	% stating About the Same	% stating lower – but not significantly	% stating significantly lower	% stating Don't Know
Early Years Childcare Provider/Settings	25%	25%	50%	0	0	0
Registered Childminders	0	17%	83%	0	0	0

Table 9 - assessments of how much higher or lower each type of relevant provider envisaged the demand for free entitlement for 2 year old places would be, in summer 2023

Type of Provider	% stating significantly higher	% stating higher – but not significantly	% stating About the Same	% stating lower – but not significantly	% stating significantly lower	% stating Don't Know
Early Years Childcare Provider/Settings	13%	38%	38%	13%	0	0
Registered Childminders	0	0	66%	17%	17%	0

Table 10 - assessments of how much higher or lower each type of relevant provider envisaged the demand for 30 hours childcare places would be, in summer 2023

Type of Provider	% stating significantly higher	% stating higher – but not significantly	% stating About the Same	% stating lower – but not significantly	% stating significantly lower	% stating Don't Know
Early Years Childcare Provider/Settings	12%	50%	38%	0	0	0
Registered Childminders	0	17%	66%	0	17%	0

## Workforce, Recruitment and Retention

Table 11 - fundamental workforce details among setting-based providers in the Sandbach Schools Planning Area in summer 2022

Type of Provider	Average number of staff employed at settings in the Sandbach Planning Area	Percentage of settings stating that they had staff leave in the past 12 months	Percentage of settings stating that they were currently experiencing problems with recruitment and/or retention	Percentage of settings stating that they had training needs or gaps
Early Years Childcare Provider/Setting	127	63%	63%	38%
Out of School Childcare Provider	6	0	67%	33%

Repeated stated reasons for staff leaving settings *included*:

- Staff deciding to work in a different sector
- To go to work in a role closer to their home
- Wanted a role with less hours

Stated posts/positions that evidently were aligned to recruitment or retention challenges/difficulties *included*:

- Qualified to Level 3
- Full-time positions

Stated training gaps/needs were:

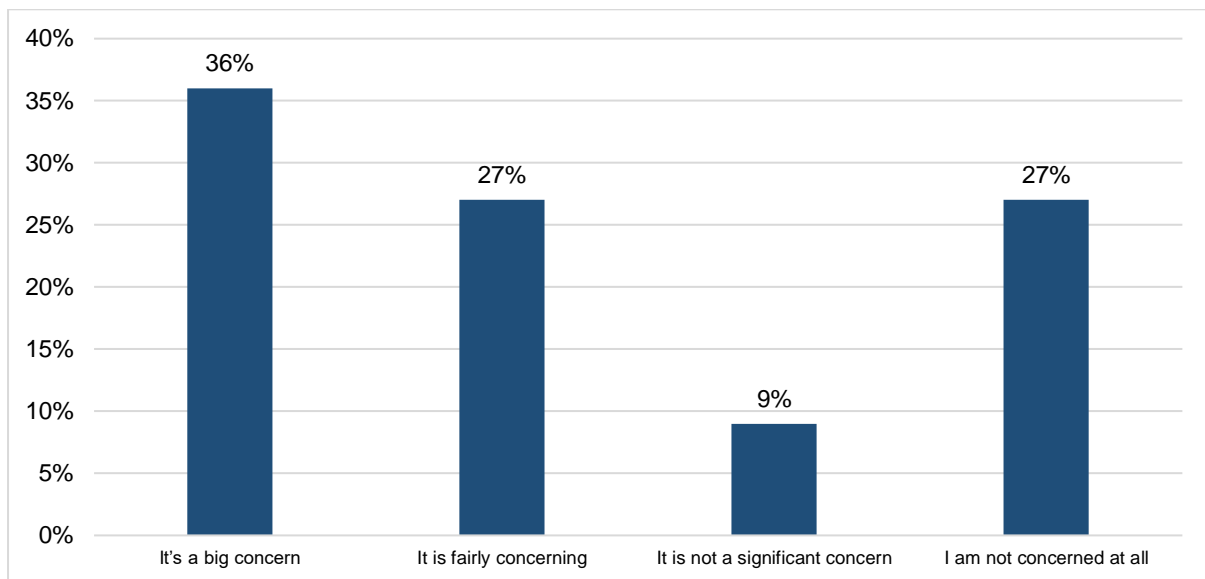
- SEND themed
- Safeguarding themed



Additionally, 50% of registered childminders stated that they had a training gap/need and these *included*:

- Safeguarding
- Training that was accessible outside of 8am – 6pm weekdays
- Training focusing on the September 2021 EYFS

Image B - level of concern that setting-based childcare providers had about the theme of workforce recruitment and retention, including for the forthcoming period: summer 2022 – summer 2023



## Sustainability

45% of early years childcare providers/settings and out of school childcare providers situated in the Sandbach Schools Planning Area stated that they were experiencing **ongoing** sustainability issues as a result of COVID-19 – and repeated themes were:

1. Recruitment of staff creating sustainability challenges
2. Concerns over revenue turnover

38% of registered childminders situated in the Sandbach Schools Planning Area stated that they were experiencing ongoing sustainability issues as a result of COVID-19 – and repeated themes were:

1. Concerns over revenue turnover
2. Subsequent occupancy challenges

Image C - how parents/families were continuing to feel in terms of their child(ren) (re)attending childcare, according to Sandbach Schools Planning Area-based childcare providers

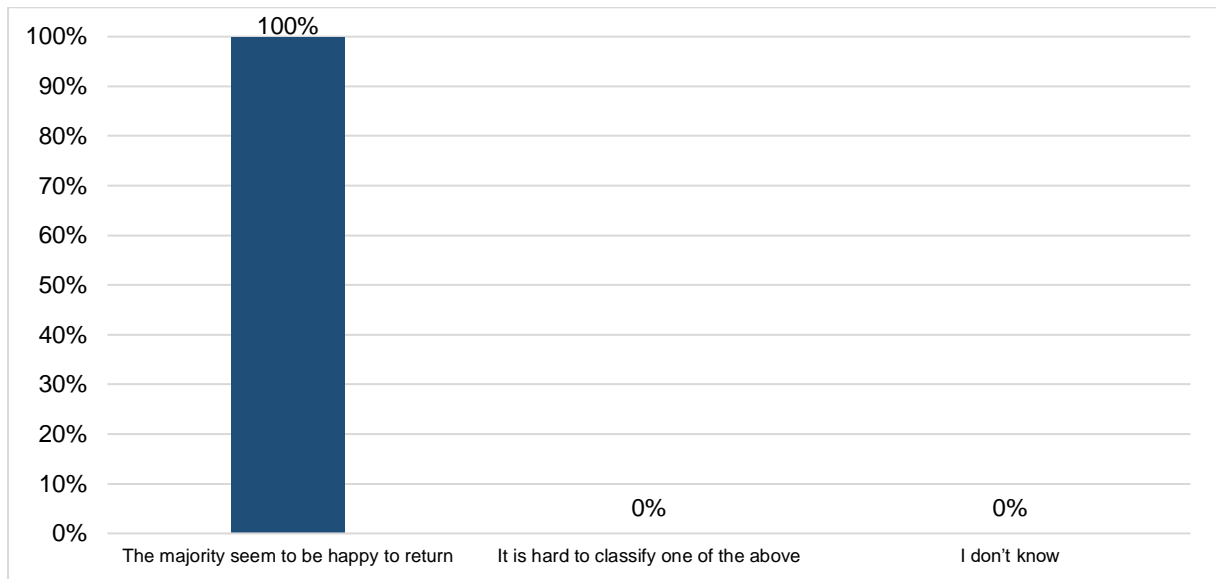
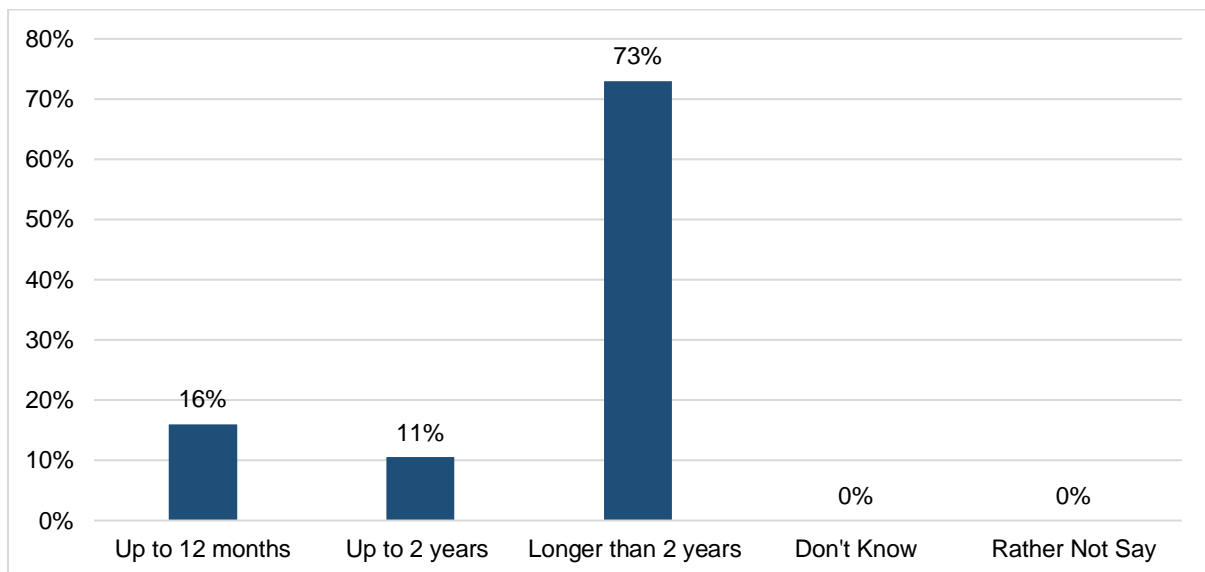


Image D - length of time childcare providers stated that they expected to be providing childcare for



## SEND

54% of setting-based early years childcare and out of school childcare providers stated that they had at least one team member with a SEND-themed qualification.

Repeated examples of qualifications stated were:

- A trained SENCO
- Staff member(s) with Autism training/qualification

Image E - Numbers of enquiries that responding childcare providers stated that they received in each calendar year from a carer of a child with SEND

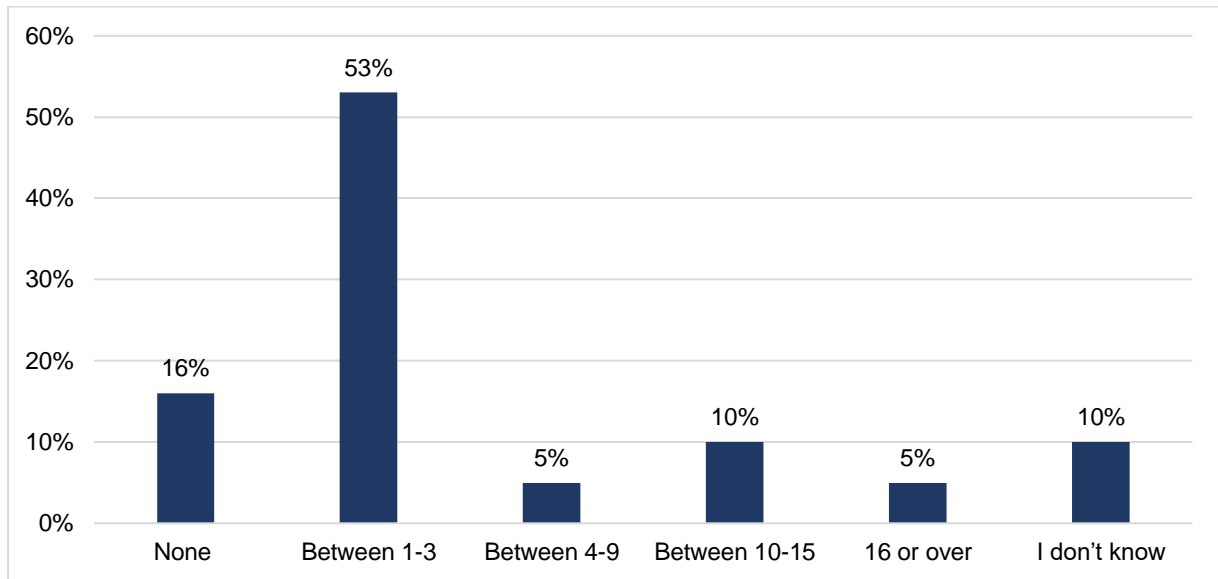
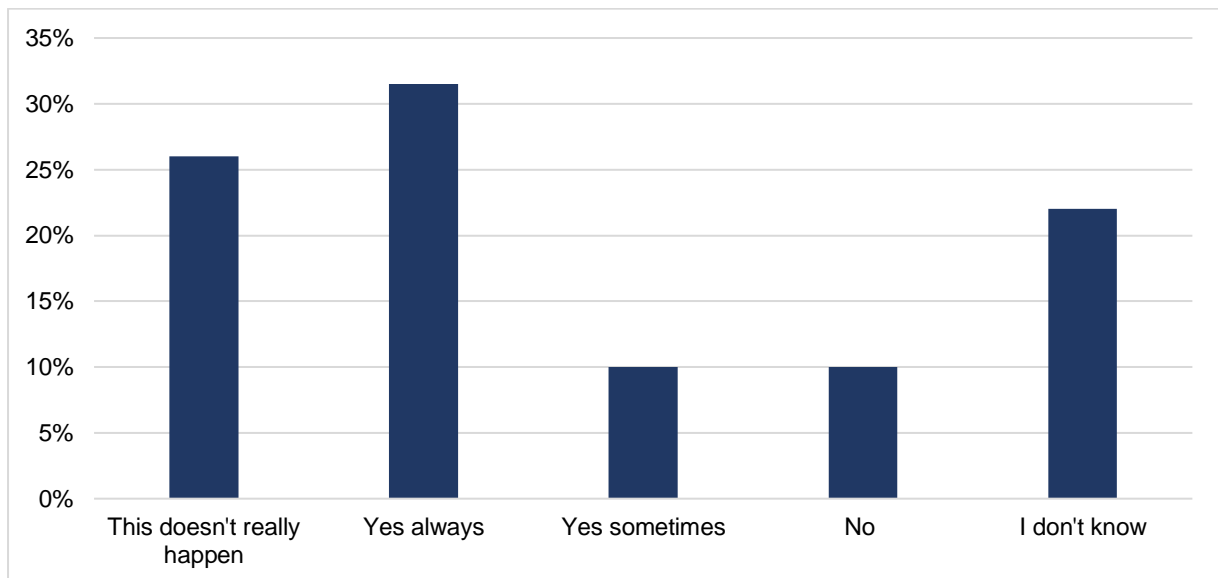


Image F - frequency with which childcare providers stated that they refer a family to another childcare provider if they cannot not take a SEND child for any reason



36% of Sandbach Schools Planning Area-based early years childcare settings/providers and out of school childcare providers stated that they were still noticing some ongoing effects of COVID-19 on the development, behavior or demeanor of certain children.

Correspondingly, 28% of Sandbach Planning Area-based registered childminders stated that they were still noticing some ongoing effects of COVID-19 on the development, behavior or demeanor of certain children.

Ultimately, all setting-based (early years and out of school) childcare providers were requested to state, on a scale of 1 – 10, how **confident** they thought they were as a whole

setting in supporting children/young people with SEND:

The average rating provided by early years childcare providers/setting was 7.4/10 – and thus it can be assumed that approximately 74% of early years providers are accessible to children with SEND in the Sandbach Schools Planning Area.

The average rating provided by out of school childcare providers/setting was 5.7/10 – and thus it can be assumed that approximately 57% of out of school providers are accessible to children with SEND in the Sandbach Schools Planning Area.

Additionally, the average rating provided by registered childminders was 7.5/10 – and thus it can be assumed that approximately 75% of childminders are accessible to children with SEND in the Sandbach Schools Planning Area.

### Role of Cheshire East Council

Finally, all childcare providers were invited to state the types of further and continued support that they would appreciate from the local authority. The repeated requests were:

1. Support with meeting the needs of SEND children
2. Continued support with recruitment and retention
3. Support via dedicated childminder development officer

## Perspective of Parents and Carers resident in the Sandbach Schools Planning Area

### Background of respondents

9% of the respondents to the summer 2022 Cheshire East Council Childcare Parental Demand survey were resident in the Sandbach Schools Planning Area.

All responding parents and carers across all of the Schools Planning Areas were invited to state what term best described their current circumstances aligned to their **employment status**. The most frequent stated circumstance of responding parents was in full-time employment/self-employment (30 hours + per week) (30%), followed in frequency by part-time employment/self-employment (less than 30 hours per week) (20%).

All responding parents and carers responding from the Sandbach Schools Planning Area were invited to state their annual family income bracket (before tax).

Table 12 - Incidence of gross household income per year (before deductions/tax)

Annual household income	Percentage of relevant responding Sandbach locality parents/carers	Most frequently stated type of formal childcare accessed during term-time
Up to £16,190	6.5%	Day Nursery
£16,190 - £29,999	10%	Pre-School/Playgroup
£30,000 - £54,999	23%	Day Nursery
£55,000 - £99,999	17%	Day Nursery
£100,000 or above	10%	Pre-school/Playgroup
I don't know	0	n/a
I would rather not say	10%	Pre-School/Playgroup
Did not say	23%	Day Nursery

### Feedback from carers of children and young people with SEND

23% of responding parents, i.e. carers, who were resident in the Sandbach Schools Planning Area stated that they were caring for/raising at least one child with SEND or a long-term illness.

The most frequent SEND type stated was Speech, Language and Communication Needs followed in frequency by Global Development Delay.

These relevant respondents were invited to describe any particular issue(s) they have experienced as a carer of a child with SEND in accessing childcare – and the most frequent was: Limited choice of settings/activities for my SEND child.

## Usage of Formal and Informal Childcare

Table 13 - Most frequent type(s) of formal childcare evidently accessed within the Sandbach Schools Planning Area

Schools Planning Area	Most frequent type of formal childcare evidently accessed by responding parents	Second most frequent type of formal childcare evidently accessed by responding parents	Third most frequent type of formal childcare evidently accessed by responding parents
Sandbach	Day Nursery (30%)	Pre-School/Playgroup (23%)	After School Club (13%)

The type of *informal* childcare responding parents/carers had evidently used for any of the children in their household at some point in 2022, was grandparents (53%) followed in frequency by just me and/or a partner (40%).

- 24% of responding parents from the Sandbach Schools Planning Area stated that they were: **accessing formal childcare only**
- 17% of responding parents from the Sandbach Schools Planning Area stated that they were: **accessing informal childcare only**
- 59% of responding parents from the Sandbach Schools Planning Area stated that they were: **accessing formal and informal childcare**

Table 14 - Average number of hours (relevant) responding parents stated that they were accessing formal childcare for on a typical weekday in 2022 during term-time

Schools Planning Area	Average number of hours on a typical week day formal childcare was being accessed for – by relevant parents, during term time	Most frequent number of hours on a typical week day formal childcare was being accessed for – by relevant parents, during term time
Sandbach	6 hours 36 minutes	6

Table 15 - Weekdays which responding parents were evidently most frequently accessing formal childcare during: (a) school term-times and; (b) school holiday-times

Schools Planning Area	Most frequent weekday – during term-times	Most frequent weekday – during holiday times
Sandbach	Monday	Monday and Tuesday – with an equal frequency

Table 16 - Average monthly amounts that relevant responding parents spent on formal childcare during: (a) term-time and: (b) school holiday-times

Schools Planning Area	Average monthly expenditure on formal childcare – term-time	Average monthly expenditure on formal childcare – holiday-time
Sandbach	£336	£441.27

All responding parents and carers were invited to state any types of *formal* childcare that they would like to access in the near future, which they were not accessing in summer 2022?:

Table 17 - Most frequent type(s) of formal childcare envisaged for future use

Schools Planning Area	Most frequent type of formal childcare evidently envisaged will be accessed in the future	Second most frequent type of formal childcare evidently envisaged will be accessed in the future	Third most frequent type of formal childcare evidently envisaged will be accessed in the future
Sandbach	Pre-School/ Playgroup	Holiday Playscheme	After School Club

The two most frequent themes and assurances that such relevant parents/carers stated that they would look for if they were to consider accessing formal childcare at some point in the future were – in order of frequency:

1. For it to be affordable
2. Good quality

### Funded Childcare

23% of responding Sandbach Schools Planning Area-resident, parents/carers stated that they had a child aged 2 years. 28% of such parents/carers subsequently stated that they were currently accessing the free entitlement for 2 year olds.

Additionally, 27% of responding parents/carers stated that they had a child aged 3 and/or 4 years and 12.5% of such parents/carers subsequently stated that they were currently accessing the universal 15 hours free entitlement for 3 and 4 year olds.

62.5% of such parents/carers subsequently stated that they were currently accessing the extended 30 hours childcare offer, with all of these parents/carers stating that it was either very easy to organise or fairly straightforward to organise – with two exceptions, parents that stated: it was not as easy as I would have liked. One of these parents stated:

*“There was no nursery in the area able to fulfil the full 30 hour”.*

The other parent stated:

*“I was told about it [30 hours childcare] but was unsure if it was to use term-time only”.*

### Childcare and COVID-19

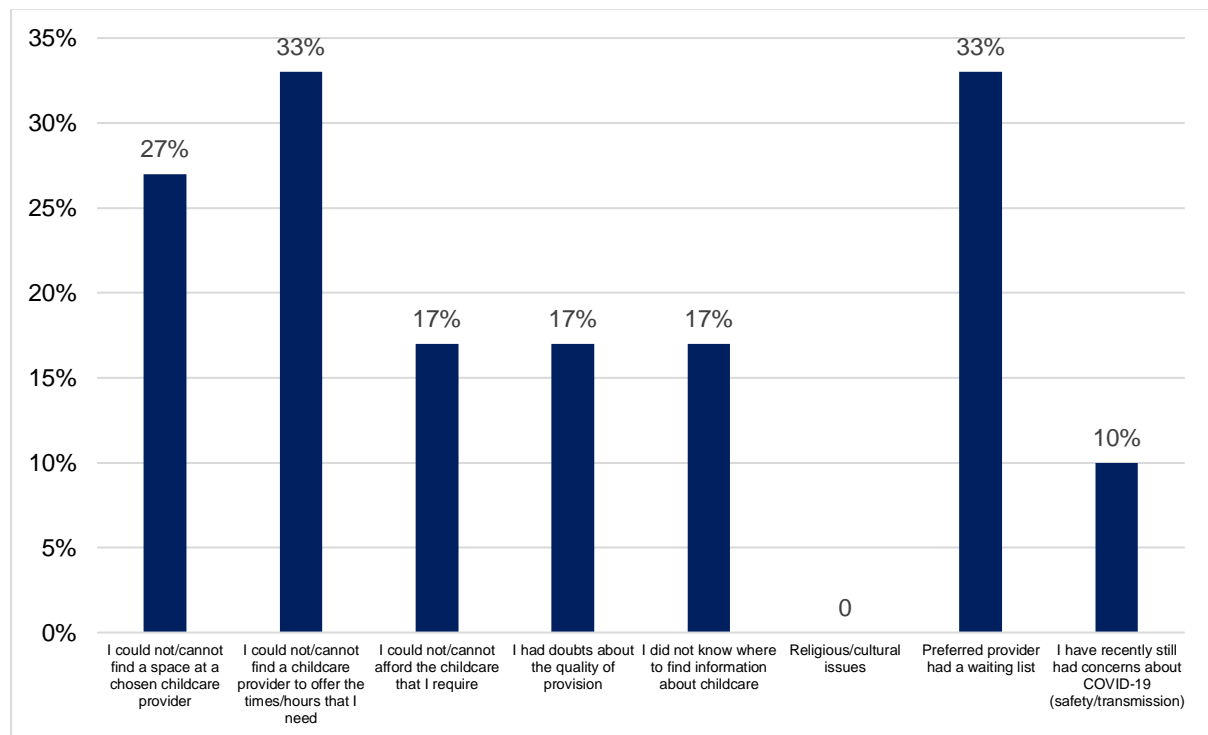
All Sandbach Schools Planning Area-resident parents of pre-school aged children were invited to state whether they had any concerns about their relevant child(ren)’s early development, including their early years education, as a direct result of the COVID-19 pandemic?

23% of relevant parents stated Yes and the most frequent type of concern was (words to the effect): *“we continue to see a particular effect on the social and emotional wellbeing of children”.*

### Barriers to accessing childcare

All Sandbach Schools Planning Area-resident parents were invited to state whether – at some point in time – they had experienced specific barriers to accessing childcare:

Image H - Incidence of barriers to accessing childcare



### Childcare and Cheshire East Council

All Sandbach Schools Planning Area-resident parents were invited to state whether there was anything that Cheshire East Council should be doing in terms of supporting parents and



carers with childcare, in 2022. Certain parents provided feedback on the theme of additional needs and childcare:

*I have concerns about local nurseries meeting my child's additional needs. I started one nursery after being on a waiting list for a year and after only 6 sessions they told us they couldn't accommodate her and we had to find another once I'd gone back to work... so it was a really tough time*

*The local authority could make it easier and clearer for children with special needs. [In my opinion] the system is not designed to support children with additional needs. For example, the funding my daughter gets doesn't cover holiday time which puts nurseries off having her because they can't utilise the funding all year round. Nurseries should have to take children with special needs so they are inclusive of society...*

Certain parents provided feedback on the theme of new housing developments:

*The amount of new family houses that are being built around here concerns me... [in my opinion] there are not enough school and nurseries places... The best ones are extremely highly priced and people are not able to afford them...*

*The local authority need to ensure that childcare provision 'matches' the number of houses built. We live on a new estate and it feels like that hasn't been considered at all. It was so difficult to find a nursery place and I had to reduce my work hours because there was no available full time spaces.*

Finally, all parents were invited to state whether they were aware of the existence of Cheshire East Family Information Service. For those who responded to this question: 37% stated that they were – and 63% stated that they were not, or did not provide a specific response either way.