

Poynton Village

Future demand for early years childcare places and out of school childcare places will in all probability be met by existing provision over the five years - moving toward 2027. However this sufficiency situation will require monitoring.

Existing providers may need to prepare for a small increase in demand.

Summary Conclusion

Theme	Status	Supporting Evidence												
Is there an estimated additional forthcoming demand – up to 2027 – for 0-4 years early years childcare places in the Poynton Village Schools Planning Area?	Yes	Local Authority calculations indicate that 16 new early years childcare place for 0-4 years would be required to maintain the 2022 sufficiency ratio.												
Is there an estimated additional forthcoming demand – up to 2027 – for 0-4 years out of school childcare places in the Poynton Village Schools Planning Area?	Yes	Local Authority calculations indicate that 11 new out of school childcare place (including actual school-based) for 5-11 year olds would be required to maintain the 2022 sufficiency ratio.												
Are there any childcare providers with an evident intention (in summer 2022) to expand located in the Poynton Village Planning Area?	Yes	<table border="1"> <thead> <tr> <th>Type of Provider</th> <th>Percentage of providers with intention to increase capacity...</th> <th>Combined number of additional places...</th> </tr> </thead> <tbody> <tr> <td>Early Years Childcare Provider/Setting</td> <td>33%</td> <td>33</td> </tr> <tr> <td>Out of School Childcare Provider</td> <td>0</td> <td>n/a</td> </tr> <tr> <td>Registered Childminder</td> <td>0</td> <td>n/a</td> </tr> </tbody> </table>	Type of Provider	Percentage of providers with intention to increase capacity...	Combined number of additional places...	Early Years Childcare Provider/Setting	33%	33	Out of School Childcare Provider	0	n/a	Registered Childminder	0	n/a
Type of Provider	Percentage of providers with intention to increase capacity...	Combined number of additional places...												
Early Years Childcare Provider/Setting	33%	33												
Out of School Childcare Provider	0	n/a												
Registered Childminder	0	n/a												
In terms of occupancy, what is there a greater incidence of? a) Waiting Lists b) Vacancies among childcare providers located in the Planning Area in 2022?	Waiting Lists/ Vacancies	<p>100% of the relevant providers stated that they had seen a waiting increase in size since summer 2021</p> <p>None of the relevant providers stated that they had seen a waiting list decrease in size since summer 2021</p>												
Is sustainability of existing childcare providers a risk factor in the Poynton Village Schools Planning Area as of summer 2022. (with 'risk' being denoted as greater than 30% of childcare providers stating they had sustainability concerns in summer 2022).	Yes	<p>36% of early years childcare providers/settings situated in the Poynton Village Schools Planning Area stated that they were experiencing ongoing sustainability issues as a result of COVID-19 – and repeated themes were:</p> <ol style="list-style-type: none"> 1. Recruitment of staff creating sustainability challenges 2. Inability to physically expand in current space 												
Are there any evident plans by the Local Authority to develop new school places in the Poynton Village Schools Planning Area? – as of summer 2022?		No												

The **Poynton Village Schools Planning Area** is located in the north east area of the Cheshire East locality.

There are three new housing developments planned for construction and eventual occupation up to 2027, which will yield approximately 407 new dwellings within the Poynton Village locality. Source: Cheshire East Council 2022

Table 1 - resident number of children/young people and the potential additional population up to 2027 created by new housing developments Source: Office of National Statistics 2021

Relevant School Planning Area wards = Poynton East and Pott Shrigley Poynton West and Adlington	Number of resident children/young people in Schools Planning Area in 2020	The ONS 2021 forecast percentage increase in cohort population by 2027	Potential future additional population by 2027 for Schools Planning Area - by school cohort - when the new forthcoming 407 dwellings are factored-in – aligned to Cheshire East Council new yield formulas: For 0-4 years = 13 children per 100 dwelling For 5-11 years = 19 children per 100 dwelling For 12-18 years = 15 children per 100 dwelling		Estimated population at 2027 (ONS forecast + yield from new dwellings)	Population increase / decrease 2020 to 2027
0-2 years	409	No change	For:	+53	767	+30 +4.5%
3-4 years	328	-6.9%	0-4 years			
Total 0-4 years	737					
5-7 years	472	-5.8%	For:	+77	1,241	+50 +4.2%
8-11 years	719	No change	5-11 years			
Total 5-11 years	1,191					
12-18 years	1,211	+5%	For:	+61	1,333	+122 +10%
Total 0-18 years	3,136	<0.5%		+191	3,341	202 +6.4%

Supply and Provision dynamics

Providers located in the Poynton Village Schools Planning Area

The following **early years childcare settings/providers** are located in the Schools Planning Area

- First Steps Kindergarten Partnership
- Tree Tots Day Nursery Limited
- Children’s Choice Day Nursery Ltd
- The Hollies Pre-School
- Worth Pre-School
- Mini V Pre-School
- St Paul’s Pre-School
- Brook House Farm Pre-School
- Lostock Hall Primary School

These nine providers account for a combined total of 351 registered places.

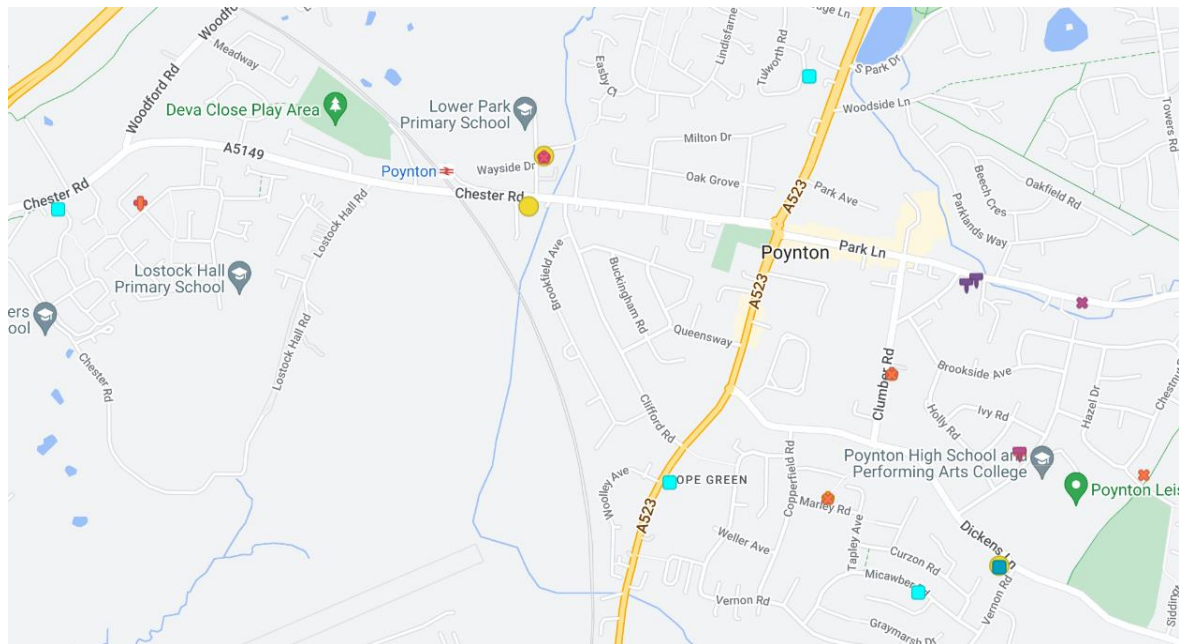
The following **out of school childcare providers** are located in the Schools Planning Area

- First Steps Kindergarten Partnership
- The Hollies Out of School Club
- Lostock Hall Primary School After School Club, Holiday Playscheme and Breakfast Club
- St. Paul's Catholic Primary School After School Club and Breakfast Club
- Vernon Primary School After School Club and Breakfast Club

These five providers account for a combined total of 251 registered places.

Additionally, five **registered childminders** are resident in the Schools Planning Area and they are accounting for a combined total of 33 registered places.

Image A below indicates the location and relative size of forthcoming new housing developments in relation to the current provision of early years and childcare situated in this geographical area



Key – childcare types and size / approved and under construction new housing developments and size

Academy Nursery		0-20 places		Denotes development	Development Size	Denotes development	Development Size
Day Nursery		21-30 places			0-99 new dwellings		200-499 new dwellings
Maintained or Independent School		31-40 places			100-199 new dwellings		500 new dwellings +
Out of School Club		41-50 places					
Pre-School Playgroup		51-75 places					
State Funded Nursery		76-100 places					
Childminder		101-200 places					
		0-5 places					
		6-10 places					
		11-15 places					

Feedback from a summer 2022 consultation with early years and childcare providers that are situated in the Schools Planning Area is outlined below on pages 5-12.

Occupancy Dynamics in summer 2022

Table 2 - the incidence of: (a) waiting lists and (b) vacant places at Poynton Village Schools Planning Area-based providers in summer 2022

Type of Provider	Percentage stating they had a waiting list in summer 2022	Percentage stating they had vacant places in summer 2022
Early Years Childcare Provider/Setting	38%	38%
Out of School Childcare Provider	n/a	33%
Registered Childminder	25%	25%

- 0 of all relevant providers stated that they had seen a waiting list decrease in size since summer 2021
- 100% of all relevant providers stated that they had seen a waiting increase in size since summer 2021
- For Poynton Village Schools Planning Area-based early years childcare providers/settings, the age group that accounted for the highest incidence of vacant places was 3 years

Ultimately, aligned to the period: May 2021 – May 2022:

- 13% of Poynton Village Schools Planning Area-based childcare providers stated: Our occupancy has *decreased*
- 60% of Poynton Village Schools Planning Area-based childcare providers stated: Our occupancy has *increased*

Fees

Table 3 - average fees charged by Poynton Village Schools Planning Area-based childcare providers

Type of Provider	Average hourly fee	Average sessional fee
Early Years Childcare Provider/Setting	£5.93	
Breakfast Club		£6.90
Registered Childminder	£5.00	

Hours

Table 4 - average opening and closing times for childcare providers located in the Poynton Village Planning Area

Type of Provider	Average opening/start time	Average close/finish time
Early Years Childcare Provider/Setting	07:48	16:31
After School Club	15:10	18:00
Registered Childminder	08:05	17:11

Demand

Table 5 presents:

- (a) an indication of the existing level of sufficiency in the Poynton Village Schools Planning Area-based aligned to the three types of formal childcare provision: 1/ early years childcare settings; 2/ registered childminders and; 3/ out of school childcare providers
- (b) an indication about the extent to which forthcoming new housing developments (see Table 1) will alter the sufficiency landscape once all planned developments and new houses are constructed and occupied

Table 5 - assessment of how new housing developments will change numbers of resident children and potential demand for childcare

Age Cohort	Existing number of childcare places in the Schools Planning Area in summer 2022		Population of cohort wards in locality in 2022	Childcare places available per child	Estimated population 2027	Estimated demand for places 2027
0-4 years	Number of places with: (a) Early years childcare providers	351	734	For early years childcare providers = 0.478	767	366 (+15)
	(b) Registered childminders	33		For registered childminders = 0.045		34 (+1)
	Total Reg. Supply	384				400 (+16)
5-11 years	Number of places with: (a) Out of school childcare providers (inc. actual school-based)	251	1,191	For out of school childcare providers = 0.21	1,241	260 (+9)
	(b) Registered childminders	33		For registered childminders = 0.028		35 (+2)
	Total Reg. Supply	284				295 (+11)

Table 5 indicates that 27 new childcare places may be required by 2027:

- 16 new early years childcare places for 0-4 years would be required to maintain the 2022 sufficiency ratio.
- 11 new out of school childcare places for 5-11 year olds would be required to maintain the 2022 sufficiency ratio.

However, it can be noted in Table 6 below that, as part of the response to the summer 2022 CSA structured interviews with childcare providers, three childcare providers/settings that are located in the Poynton Village Schools Planning Area stated an intention to develop new provision in the forthcoming two years - which was a combined total of 33 new places.

Table 6 - incidence of Poynton Village Schools Planning Area-based childcare providers having plans/intentions to increase their capacity over the forthcoming two years

Type of Provider	Percentage of providers with intention to increase capacity...	Combined number of additional places...
Early Years Childcare Provider/Setting	13%	8
Out of School Childcare Provider	33%	5
Registered Childminder	25%	20

Funded Childcare

Table 7 - Dynamics of provision in the Poynton Village Schools Planning Area in summer 2022 as outlined by *responding* settings/childminders

Type of Responding Provider	Number of free entitlement for 2 year olds offered in Schools Planning Area	Evident number of vacant places in summer 2022	Number of universal 15 hours free entitlement for 3&4 year olds offered in Planning Area	Evident number of vacant place in summer 2022	Number of 30 hours childcare offer places for 3&4 year olds offered in Planning Area	Evident number of vacant place in summer 2022
Early Years Childcare Provider/Settings	39	2	29	5	149	4
Registered Childminders	3	0	3	1	3	0

Table 8 - assessments of how much higher or lower each type of relevant provider envisaged the demand for 15 hours free entitlement for 3&4 year old places would be, in summer 2023

Type of Provider	% stating significantly higher	% stating higher – but not significantly	% stating About the Same	% stating lower – but not significantly	% stating significantly lower	% stating Don't Know
Early Years Childcare Provider/Settings	0	25%	75%	0	0	0
Registered Childminders	33%	33%	0	33%	0	0

Table 9 - assessments of how much higher or lower each type of relevant provider envisaged the demand for free entitlement for 2 year old places would be, in summer 2023

Type of Provider	% stating significantly higher	% stating higher – but not significantly	% stating About the Same	% stating lower – but not significantly	% stating significantly lower	% stating Don't Know
Early Years Childcare Provider/Settings	0	25%	75%	0	0	0
Registered Childminders	33%	0	33%	33%	0	0

Table 10 - assessments of how much higher or lower each type of relevant provider envisaged the demand for 30 hours childcare places would be, in summer 2023

Type of Provider	% stating significantly higher	% stating higher – but not significantly	% stating About the Same	% stating lower – but not significantly	% stating significantly lower	% stating Don't Know
Early Years Childcare Provider/Settings	0	38%	63%	0	0	0
Registered Childminders	33%	33%	0	33%	0	0

Workforce, Recruitment and Retention

Table 11 - fundamental workforce details among setting-based providers in the Poynton Village Schools Planning Area in summer 2022

Type of Provider	Average number of staff employed at settings in the Poynton Village Planning Area	Percentage of settings stating that they had staff leave in the past 12 months	Percentage of settings stating that they were currently experiencing problems with recruitment and/or retention	Percentage of settings stating that they had training needs or gaps
Early Years Childcare Provider/Setting	16	88%	75%	25%
Out of School Childcare Provider	5	0	33%	0

Repeated stated reasons for staff leaving settings *included*:

- Staff deciding to work in a different sector
- Wanted a role with more pay
- To go to work at a role closer to home

Stated posts/positions that evidently were aligned to recruitment or retention challenges/difficulties *included*:

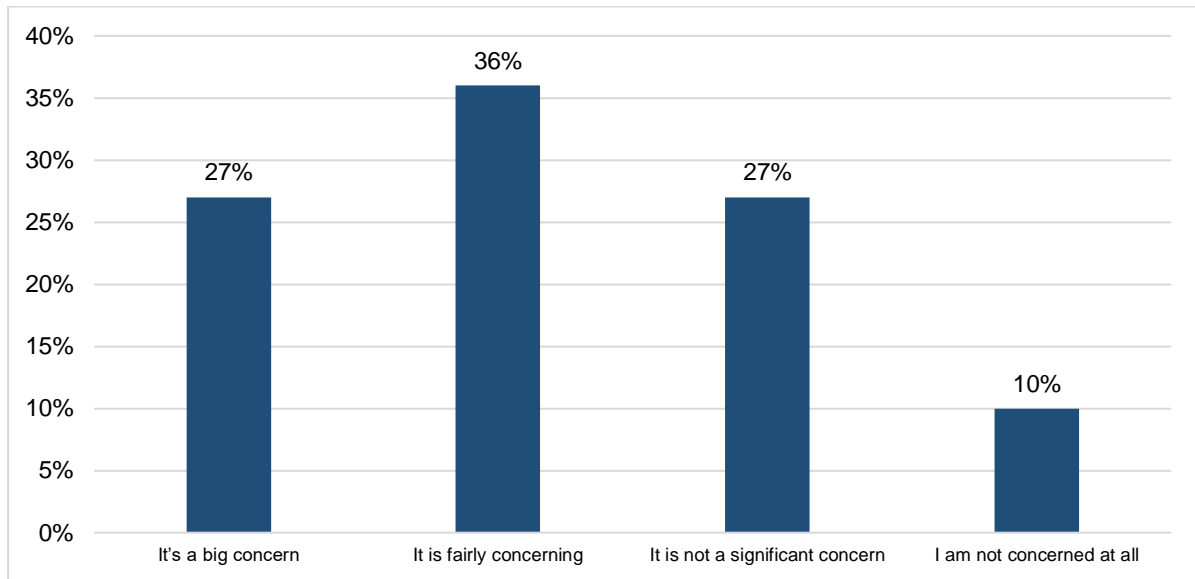
- Qualified to Level 3
- Nursery practitioner
- Playworker

The one repeated training gap/need was: Speech and Language themed.

Additionally, 50% of registered childminders stated that they had a training gap/need and these *included*:

- SEND themed training
- Safeguarding themed

Image B - level of concern that setting-based childcare providers had about the theme of workforce recruitment and retention, including for the forthcoming period: summer 2022 – summer 2023



Sustainability

36% of early years childcare providers/settings and out of school childcare providers situated in the Poynton Village Schools Planning Area stated that they were experiencing **ongoing** sustainability issues as a result of COVID-19 – and repeated themes were:

1. Recruitment of staff creating sustainability challenges
2. Inability to physically expand in current space
3. Concerns over turnover/finances

In comparison, 50% of registered childminders situated in the Poynton Village Schools Planning Area stated that they were experiencing ongoing sustainability issues as a result of COVID-19 – and repeated themes were:

1. Incidence of parents still working from home – post COVID-19
2. subsequent occupancy challenges
3. Concerns over turnover/finances

Image C - how parents/families were continuing to feel in terms of their child(ren) (re)attending childcare, according to Poynton Village Schools Planning Area-based childcare providers

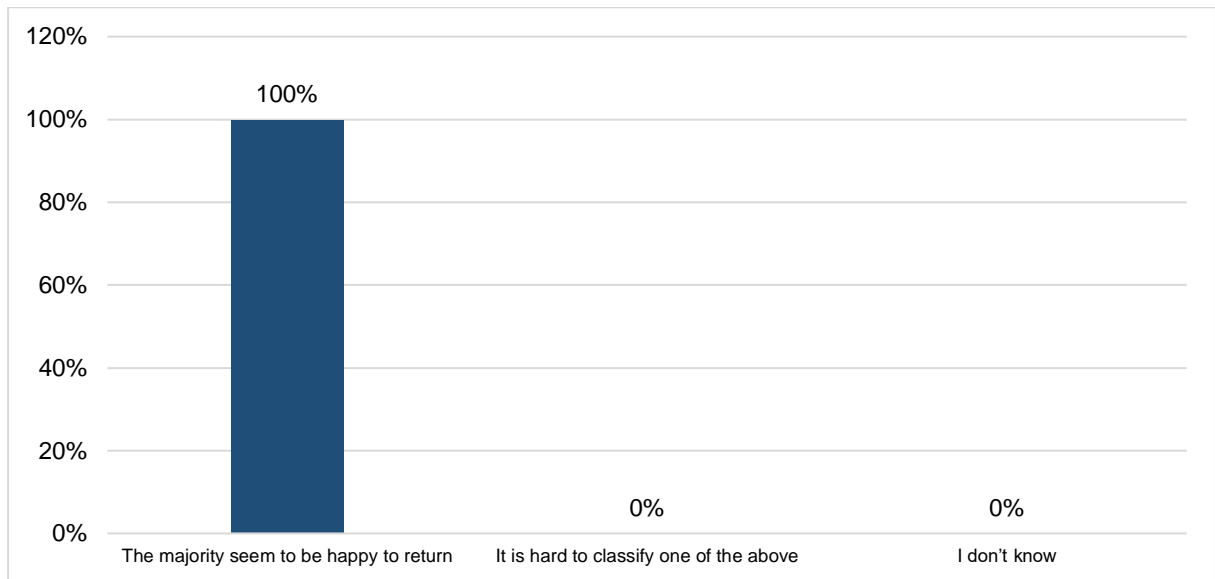
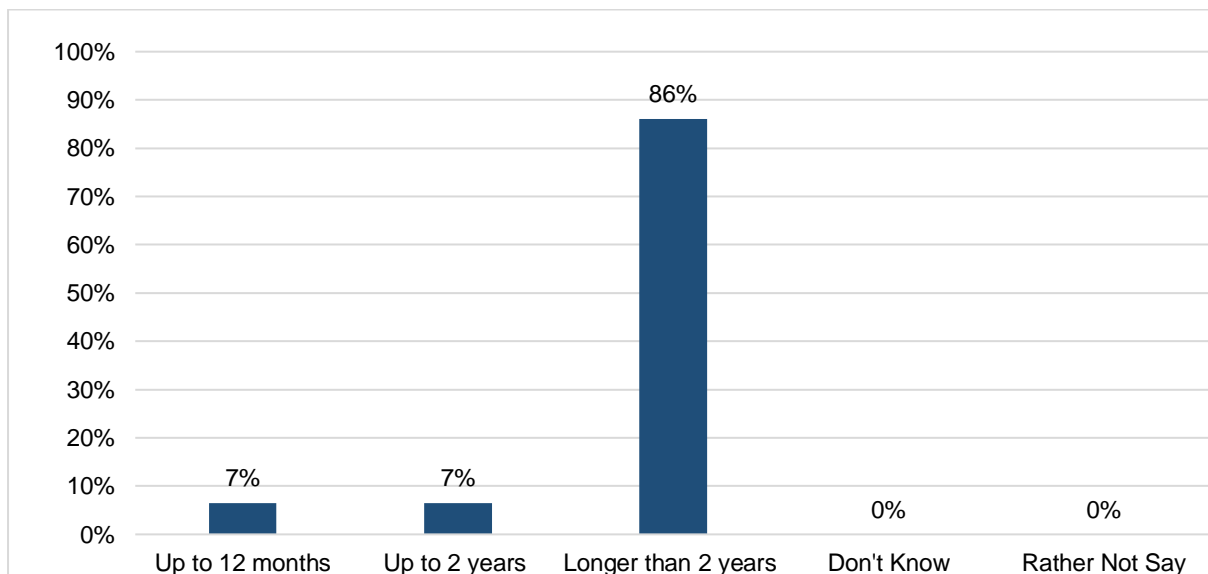


Image D - length of time childcare providers stated that they expected to be providing childcare for



SEND

72% of setting-based early years childcare and out of school childcare providers stated that they had at least one team member with a SEND-themed qualification.

Repeated examples of qualifications stated were:

- A trained SENCO
- Staff member(s) with Autism training/qualification

- General SEND training

Image E - Numbers of enquiries that responding childcare providers stated that they received in each calendar year from a carer of a child with SEND

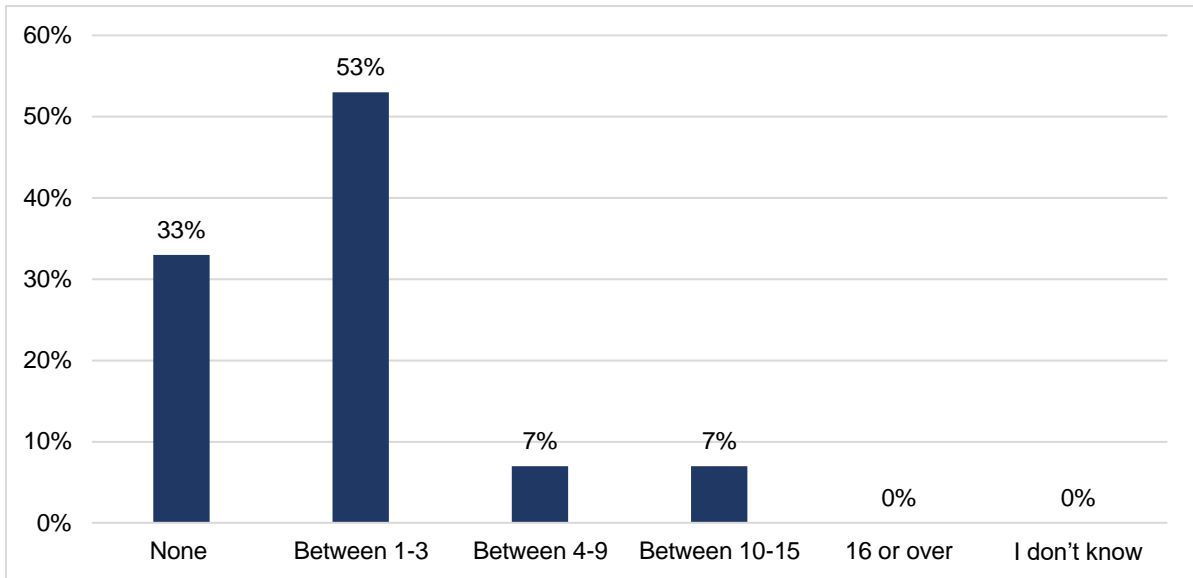
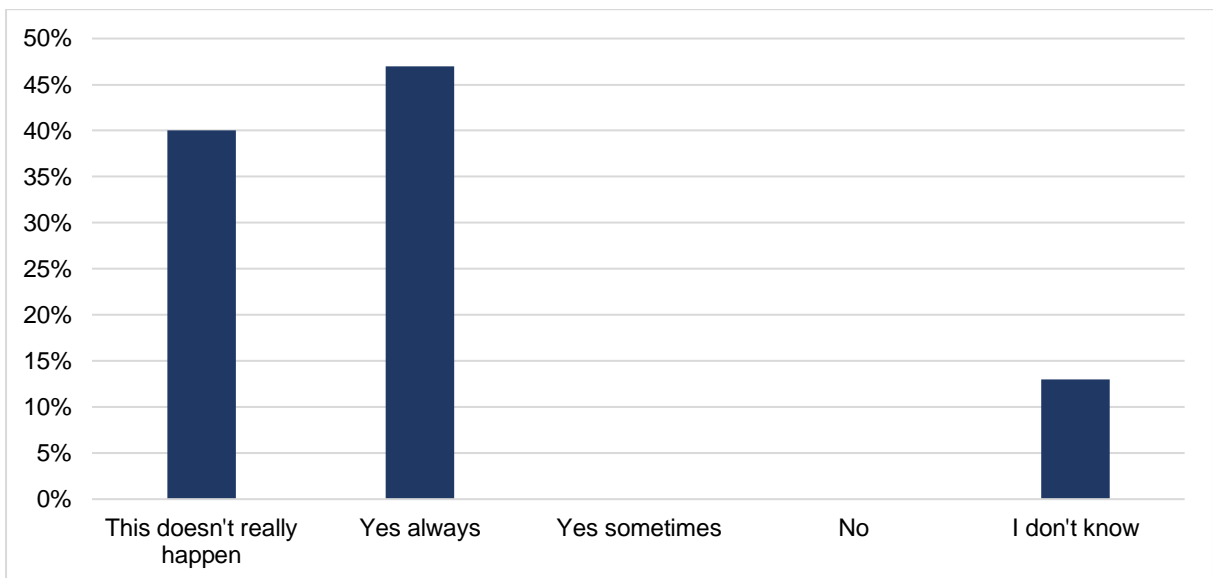


Image F - frequency with which childcare providers stated that they refer a family to another childcare provider if they cannot not take a SEND child for any reason



72% of Poynton Village Schools Planning Area-based early years childcare settings/providers and out of school childcare providers stated that they were still noticing some ongoing effects of COVID-19 on the development, behavior or demeanor of certain children.

Correspondingly, 50% of Poynton Village Planning Area-based registered childminders stated that they were still noticing some ongoing effects of COVID-19 on the development, behavior or demeanor of certain children.

Ultimately, all setting-based (early years and out of school) childcare providers were requested to state, on a scale of 1 – 10, how **confident** they thought they were as a whole setting in supporting children/young people with SEND:

The average rating provided by early years childcare providers/setting was 8.5/10 – and thus it can be assumed that approximately 85% of early years providers are accessible to children with SEND in the Poynton Village Schools Planning Area.

The average rating provided by out of school childcare providers/setting was 8.3/10 – and thus it can be assumed that approximately 83% of out of school providers are accessible to children with SEND in the Poynton Village Schools Planning Area.

Additionally, the average rating provided by registered childminders was 6.5/10 – and thus it can be assumed that approximately 65% of childminders are accessible to children with SEND in the Poynton Village Schools Planning Area.

Role of Cheshire East Council

Finally, all childcare providers were invited to state the types of further and continued support that they would appreciate from the local authority. The most frequent requests were:

1. Increase in the accessibility to online training
2. Facilitation of a forum / networking event(s) with other providers
3. Help with readiness and compliance for Ofsted inspections

Perspective of Parents and Carers resident in the Poynton Village Schools Planning Area

Background of respondents

7% of the respondents to the summer 2022 Cheshire East Council Childcare Parental Demand survey were resident in the Poynton Village Schools Planning Area.

All responding parents and carers across all of the Schools Planning Areas were invited to state what term best described their current circumstances aligned to their **employment status**. The most frequent stated circumstance of responding parents was in full-time employment/self-employment (30 hours + per week) (29%), followed closely in frequency by part-time employment/self-employment (less than 30 hours per week) (25%).

All responding parents and carers responding from the Poynton Village Schools Planning Area were invited to state their annual family income bracket (before tax).

Table 12 - Incidence of gross household income per year (before deductions/tax)

Annual household income	Percentage of relevant responding Poynton Village locality parents/carers	Most frequently stated type of formal childcare accessed during term-time
Up to £16,190	0	n/a
£16,190 - £29,999	2%	After School Club
£30,000 - £54,999	14%	Pre-School/Playgroup
£55,000 - £99,999	27%	After School Club
£100,000 or above	14%	Day Nursery
I don't know	0	n/a
I would rather not say	6%	Pre-School/Playgroup
Did not say	37%	After School Club

Feedback from carers of children and young people with SEND

Poynton Village responding parents, i.e. carers, who were resident in the Poynton Village Schools Planning Area stated that they were caring for/raising at least one child with SEND or a long-term illness.

Usage of Formal and Informal Childcare

Table 13 - Most frequent type(s) of formal childcare evidently accessed within the Poynton Village Schools Planning Area

Schools Planning Area	Most frequent type of formal childcare evidently accessed by responding parents	Second most frequent type of formal childcare evidently accessed by responding parents	Third most frequent type of formal childcare evidently accessed by responding parents
Poynton Village	Pre-School/ Playgroup (48%)	After School Club (42%)	Breakfast Club (29%)

The type of *informal* childcare responding parents/carers had evidently used for any of the children in their household at some point in 2022, was grandparents (43%) followed in frequency by just me and/or a partner (37%).

- 33% of responding parents from the Poynton Village Schools Planning Area stated that they were: **accessing formal childcare only**
- 7% of responding parents from the Poynton Village Schools Planning Area stated that they were: **accessing informal childcare only**
- 60% of responding parents from the Poynton Village Schools Planning Area stated that they were: **accessing formal and informal childcare**

Table 14 - Average number of hours (relevant) responding parents stated that they were accessing formal childcare for on a typical weekday in 2022 during term-time

Schools Planning Area	Average number of hours on a typical week day formal childcare was being accessed for – by relevant parents, during term time	Most frequent number of hours on a typical week day formal childcare was being accessed for – by relevant parents, during term time
Poynton Village	6 hours 40 minutes	8

Table 15 - Weekdays which responding parents were evidently most frequently accessing formal childcare during: (a) school term-times and; (b) school holiday-times

Schools Planning Area	Most frequent weekday – during term-times	Most frequent weekday – during holiday times
Poynton Village	Wednesday	Wednesday

Table 16 - Average monthly amounts that relevant responding parents spent on formal childcare during: (a) term-time and: (b) school holiday-times

Schools Planning Area	Average monthly expenditure on formal childcare – term-time	Average monthly expenditure on formal childcare – holiday-time
Poynton Village	£308.70	£420.19

All responding parents and carers were invited to state any types of *formal* childcare that they would like to access in the near future, which they were not accessing in summer 2022?:

Table 17 - Most frequent type(s) of formal childcare envisaged for future use

Schools Planning Area	Most frequent type of formal childcare evidently envisaged will be accessed in the future	Second most frequent type of formal childcare evidently envisaged will be accessed in the future	Third most frequent type of formal childcare evidently envisaged will be accessed in the future
Poynton Village	After School Club	Breakfast Club	Holiday Playscheme

The two repeated themes and assurances that such relevant parents/carers stated that they would look for if they were to consider accessing formal childcare at some point in the future were – in order of frequency:

1. For it to be close to my child(ren)’s school
2. For there to be social opportunities for my child(ren)

Funded Childcare

19% of responding Poynton Village Schools Planning Area-resident, parents/carers stated that they had a child aged 2 years. However, 0 such parents/carers subsequently stated that they were currently accessing the free entitlement for 2 year olds.

Additionally, 64% of responding parents/carers stated that they had a child aged 3 and/or 4 years and 22% of such parents/carers subsequently stated that they were currently accessing the universal 15 hours free entitlement for 3 and 4 year olds.

51% of such parents/carers subsequently stated that they were currently accessing the extended 30 hours childcare offer, with the majority of these parents/carers stating that it was either very easy to organise or fairly straightforward to organise.

However 35% of relevant parents state that it was not as easy as I would have liked or was complicated/stressful – with further clarification including:

“The amount of time updating quarterly, both the nursery and the online portal can be draining. I also did not know that Tax Free Childcare was ‘in addition’, so I have missed out on approximately 18 months of ‘reduced childcare’”.

“I didn't know that it has to be applied for in advance... it was so difficult when I moved house and needed to start ‘asap’”.

Additional feedback on 30 hours childcare included:

“It should cover holidays as well as term time, as not all parents can have the time off or afford the costs during the school holidays”.

“I feel this should include the cost of lunches too, but I know that is not up to the nursery or the Council”.

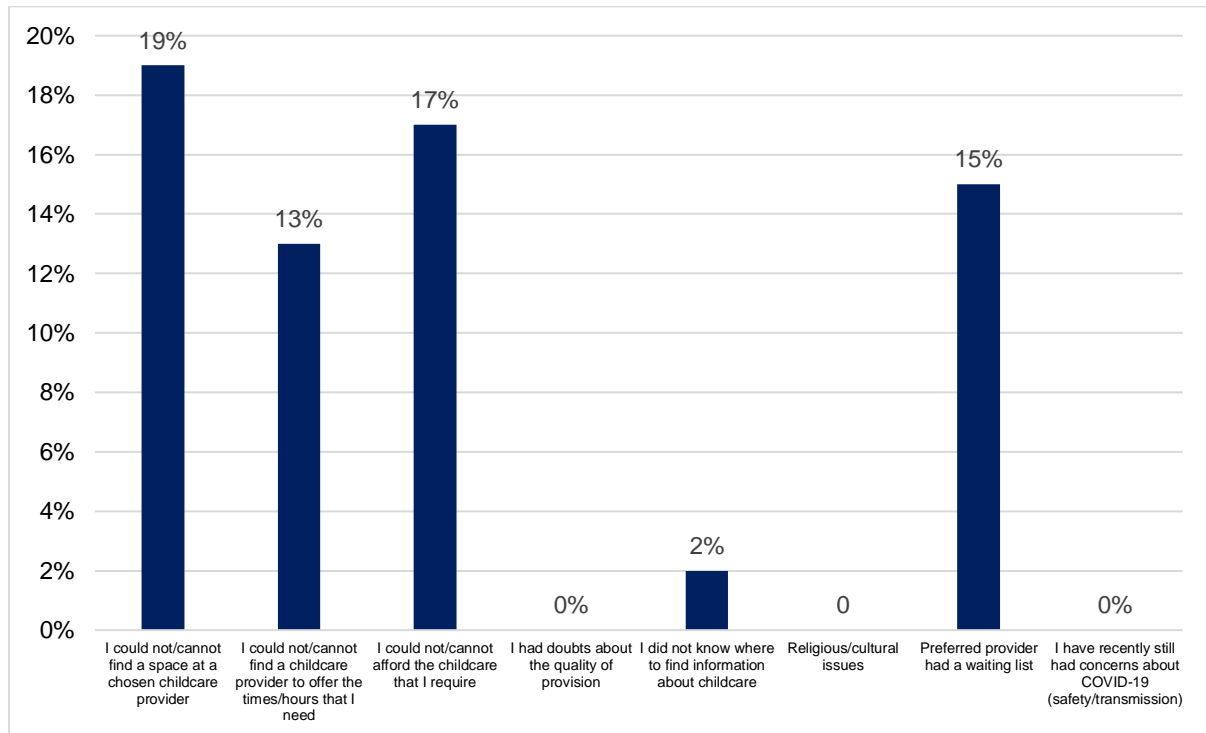
Childcare and COVID-19

All Poynton Village Schools Planning Area-resident parents of pre-school aged children were invited to state whether they had any concerns about their relevant child(ren)’s early development, including their early years education, as a direct result of the COVID-19 pandemic? 17% of relevant parents stated Yes and two themes that were repeatedly cited were *“issues with socialisation”* and *“emotional problems”*.

Barriers to accessing childcare

All Poynton Village Schools Planning Area-resident parents were invited to state whether – at some point in time – they had experienced specific barriers to accessing childcare:

Image H - Incidence of barriers to accessing childcare



Childcare and Cheshire East Council

All Poynton Village Schools Planning Area-resident parents were invited to state whether there was anything that Cheshire East Council should be doing in terms of supporting parents and carers with childcare, in 2022.

Feedback focused on accessibility and included:

More school and nursery places are needed. The Council have given planning permission for multiple housing developments in Poynton. The schools currently do not have the capacity for this. How is this going to be managed?

Access to before and after school childcare attached to all schools is needed...

I'd like to see more breakfast clubs and after school clubs... Really it should be mandatory for all schools to have this...

Finally, all parents were invited to state whether they were aware of the existence of Cheshire East Family Information Service. For those who responded to this question: 10% stated that they were – and 90% stated that they were not, or did not provide a specific response either way.