

## Nantwich Rural South

Future demand for early years childcare places and out of school childcare places will in all probability be met by existing provision over the five years - moving toward 2027.

## Summary Conclusion

Theme	Status	Supporting Evidence												
Is there an estimated additional forthcoming demand – up to 2027 – for 0-4 years early years childcare places in the Nantwich Rural South Schools Planning Area?	Maybe	Local Authority calculations indicate that 1 new early years childcare place for 0-4 years would be required to maintain the 2022 sufficiency ratio.												
Is there an estimated additional forthcoming demand – up to 2027 – for 0-4 years out of school childcare places in the Nantwich Rural South Schools Planning Area?	Maybe	Local Authority calculations indicate that 1 new out of school childcare place (including actual school-based) for 5-11 year olds would also be required to maintain the 2022 sufficiency ratio.												
Are there any childcare providers with an evident intention (in summer 2022) to expand located in the Nantwich Rural South Planning Area?	No	<table border="1"> <thead> <tr> <th>Type of Provider</th> <th>Percentage of providers with intention to increase capacity...</th> <th>Combined number of additional places...</th> </tr> </thead> <tbody> <tr> <td>Early Years Childcare Provider/Setting</td> <td>0</td> <td>n/a</td> </tr> <tr> <td>Out of School Childcare Provider</td> <td>0</td> <td>n/a</td> </tr> <tr> <td>Registered Childminder</td> <td>0</td> <td>n/a</td> </tr> </tbody> </table>	Type of Provider	Percentage of providers with intention to increase capacity...	Combined number of additional places...	Early Years Childcare Provider/Setting	0	n/a	Out of School Childcare Provider	0	n/a	Registered Childminder	0	n/a
Type of Provider	Percentage of providers with intention to increase capacity...	Combined number of additional places...												
Early Years Childcare Provider/Setting	0	n/a												
Out of School Childcare Provider	0	n/a												
Registered Childminder	0	n/a												
In terms of occupancy, what is there a greater incidence of? a) Waiting Lists b) Vacancies among childcare providers located in the Planning Area in 2022?	Waiting Lists/ Vacancies	<p><b>100% of all relevant providers stated that they had seen a waiting increase in size since summer 2021</b></p> <p>None of the relevant providers stated that they had seen a waiting list decrease in size since summer 2021</p>												
Is sustainability of existing childcare providers a risk factor in the Nantwich Rural South Schools Planning Area as of summer 2022. (with 'risk' being denoted as greater than 30% of childcare providers stating they had sustainability concerns in summer 2022).	Yes	<p>100% of early years childcare providers/settings situated in the <b>Nantwich Rural South</b> Schools Planning Area stated that they were experiencing <b>ongoing</b> sustainability issues as a result of COVID-19 – and repeated themes were:</p> <ol style="list-style-type: none"> <li>1. Recruitment of staff creating sustainability challenges</li> <li>2. Concerns about finances</li> </ol>												
Are there any evident plans by the Local Authority to develop new school places in the Nantwich Rural South Schools Planning Area – as of summer 2022?	No	No												

The **Nantwich Rural South Schools Planning Area** is located in the southern area of the Cheshire East locality.

There are four new housing developments planned for construction and eventual occupation up to 2027, which will yield approximately 204 new dwellings within the Nantwich Rural South locality. Source: Cheshire East Council 2022

Table 1 - resident number of children/young people and the potential additional population up to 2027 created by new housing developments Source: Office of National Statistics 2021

Relevant School Planning Area wards = Audlem Wrenbury Wynbunbury	Number of resident children/young people in Schools Planning Area in 2020	<i>The ONS 2021 forecast percentage increase in cohort population by 2027</i>	Potential future <u>additional</u> population by 2027 for Schools Planning Area - by school cohort - when the new forthcoming 204 dwellings are factored-in – aligned to Cheshire East Council new yield formulas:  For 0-4 years = 13 children per 100 dwelling For 5-11 years = 19 children per 100 dwelling For 12-18 years = 15 children per 100 dwelling		Estimated population at 2027 (ONS forecast + yield from new dwellings)	Population increase / decrease 2020 to 2027
0-2 years	380	<i>No change</i>	For:	+26	680	+6 (+0.9%)
3-4 years	294	<i>-6.9%</i>	0-4 years			
<b>Total 0-4 years</b>	<b>674</b>					
5-7 years	479	<i>-5.8%</i>	For:	+39	1,220	+11 (+0.9%)
8-11 years	730	<i>No change</i>	5-11 years			
<b>Total 5-11 years</b>	<b>1,209</b>					
12-18 years	<b>1,336</b>	<i>+5%</i>	For:	+31	1,434	+98 (+7.2%)
			12-18 years			
<b>Total 0-18 years</b>	<b>3,219</b>	<i>&lt;0.5%</i>		+96	3,334	+115 (+3.6%)

## Supply and Provision dynamics

### Providers located in the Nantwich Rural South Schools Planning Area

The following **early years childcare settings/providers** are located in the Schools Planning Area

- ABC Childcare Services (Audlem)
- Sandy Bears Nursery and Pre School Cholmondley
- Outdoor Fun Forest School Nursery
- Bridgemere CE Primary School
- Wrenbury Primary Nursery - Little Wrens

These five providers account for a combined total of 127 registered places.

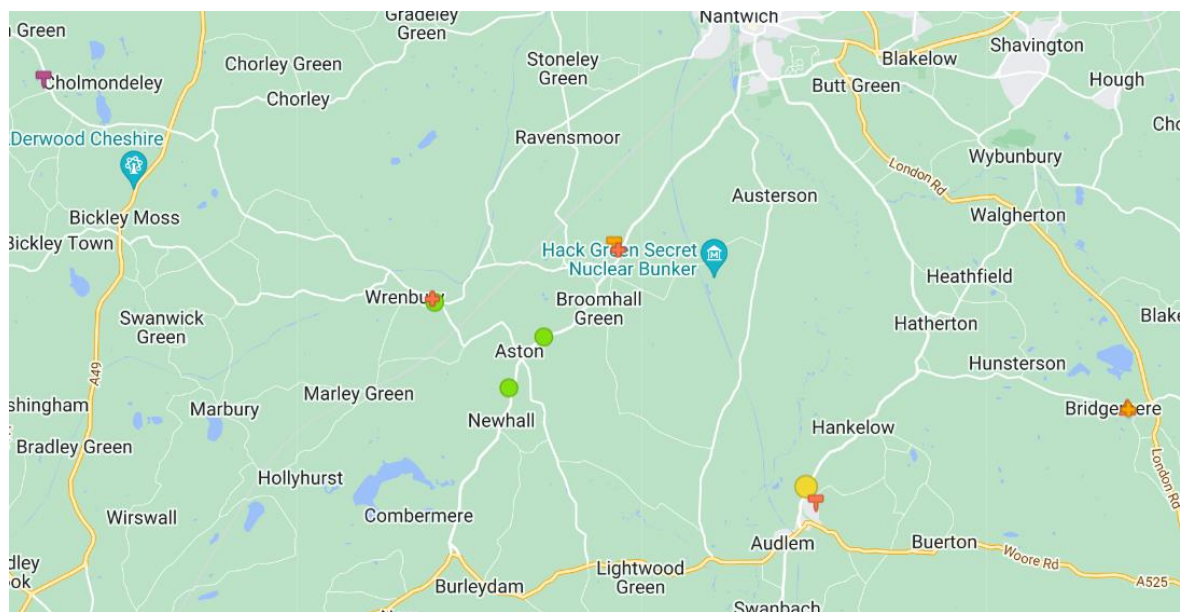
The following **out of school childcare providers** are located in the Schools Planning Area:

- Bridgemere CE Primary School After School and Breakfast Club
- Sound and District Primary School After School and Breakfast Club
- Wrenbury Primary School After School and Breakfast Club

These three providers accounts for a total of 160 registered places.

In summer 2022 there were 0 **registered childminders** resident in the Schools Planning Area.

Image A below indicates the location and relative size of forthcoming new housing developments in relation to the current provision of early years and childcare situated in this geographical area



Key – childcare types and size / approved and under construction new housing developments and size

Academy Nursery		0-20 places		Denotes development	Development Size	Denotes development	Development Size
Day Nursery		21-30 places			0-99 new dwellings		200-499 new dwellings
Maintained or Independent School		31-40 places			100-199 new dwellings		500 new dwellings +
Out of School Club		41-50 places					
Pre-School Playgroup		51-75 places					
State Funded Nursery		76-100 places					
Childminder		101-200 places					
		0-5 places					
		6-10 places					
		11-15 places					

Feedback from a summer 2022 consultation with early years and childcare providers that are situated in the Schools Planning Area is outlined below on pages 3-9.

## Occupancy Dynamics in summer 2022

Table 2 - the incidence of: (a) waiting lists and (b) vacant places at Nantwich Rural South Schools Planning Area-based early years childcare providers in summer 2022

Type of Provider	Percentage stating they had a waiting list in summer 2022	Percentage stating they had vacant places in summer 2022
Early Years Childcare Provider/Setting	50%	100%
Out of School Childcare Provider <sup>1</sup> see below	n/a	n/a

- 0 of all relevant providers stated that they had seen a waiting list decrease in size since summer 2021
- 100% of all relevant providers stated that they had seen a waiting increase in size since summer 2021
- For Nantwich Rural South Schools Planning Area-based early years childcare providers/settings, the age group that accounted for the highest incidence of vacant places was 3 years, followed in frequency by 4 years

Ultimately, aligned to the period: May 2021 – May 2022:

- 0% of Nantwich Rural South Schools Planning Area-based early years childcare providers stated: Our occupancy has *decreased*
- 100% of Nantwich Rural South Schools Planning Area-based early year4s childcare providers stated: Our occupancy has *increased*

## Fees

Table 3 - average fees charged by Nantwich Rural South Schools Planning Area-based childcare providers

Type of Provider	Average hourly fee
Early Years Childcare Provider/Setting	£5.04

## Hours

Table 4 - average opening and closing times for childcare providers located in the Nantwich Rural South Planning Area

Type of Provider	Average opening/start time	Average close/finish time
Early Years Childcare Provider/Setting	07:39	17:43

<sup>1</sup> The three out of school providers located in the SPA are all non-registered and school-based.

## Demand

Table 5 presents:

- an indication of the existing level of sufficiency in the Nantwich Rural South Schools Planning Area-based aligned to the three types of formal childcare provision:1/early years childcare settings; 2/registered childminders and; 3/out of school childcare providers
- an indication about the extent to which forthcoming new housing developments (see Table 1) will alter the sufficiency landscape once all planned developments and new houses are constructed and occupied

Table 5 - assessment of how ONS population forecast and yields from new housing developments may change numbers of resident children and potential demand for childcare

Age Cohort	Existing number of childcare places in the Schools Planning Area in summer 2022		Population of cohort wards in locality in 2022	Childcare places available per child	Estimated population 2027	Estimated demand for places 2027
0-4 years	Number of places with: (a) Early years childcare providers	127	674	For early years childcare providers = 0.19	680	128 (+2)
	(b) Registered childminders	0		For registered childminders = 0		n/a (0)
	<b>Total Reg. Supply</b>	<b>127</b>				<b>128 (+1)</b>
5-11 years	Number of places with: (a) Out of school childcare providers	160	1,209	For out of school childcare providers = 0.132	1,220	161 (+1)
	(b) Registered childminders	0		For registered childminders = 0		n/a (0)
	<b>Total Reg. Supply</b>	<b>160</b>				<b>161 (+1)</b>

Table 5 indicates that 2 new childcare places may be required by 2027:

- 1 new early years childcare places for 0-4 years would be required to maintain the 2022 sufficiency ratio.
- 1 new out of school childcare places for 5-11 year olds would be required to maintain the 2022 sufficiency ratio.

As part of the response to the summer 2022 CSA structured interviews with childcare providers, 0 early years childcare providers/settings that are located in the Nantwich Rural South Schools Planning Area stated an intention to develop new provision in the forthcoming two years.

## Funded Childcare

**Table 6 - Dynamics of provision in the Nantwich Rural South Schools Planning Area in summer 2022 as outlined by *responding* early years childcare settings**

Type of Responding Provider	Number of free entitlement for 2 year olds offered in Schools Planning Area	Evident number of vacant places in summer 2022	Number of universal 15 hours free entitlement for 3&4 year olds offered in Planning Area	Evident number of vacant place in summer 2022	Number of 30 hours childcare offer places for 3&4 year olds offered in Planning Area	Evident number of vacant place in summer 2022
Early Years Childcare Provider/Settings	6	0	23	0	36	0

**Table 7 - assessments of how much higher or lower early years childcare providers envisaged the demand for 15 hours free entitlement for 3&4 year old places would be, in summer 2023**

Type of Provider	% stating significantly higher	% stating higher – but not significantly	% stating About the Same	% stating lower – but not significantly	% stating significantly lower	% stating Don't Know
Early Years Childcare Provider/Settings	0	0	100%	0	0	0

**Table 8 - assessments of how much higher or lower early years childcare providers envisaged the demand for free entitlement for 2 year old places would be, in summer 2023**

Type of Provider	% stating significantly higher	% stating higher – but not significantly	% stating About the Same	% stating lower – but not significantly	% stating significantly lower	% stating Don't Know
Early Years Childcare Provider/Settings	0	0	100%	0	0	0

**Table 9 - assessments of how much higher or lower early years childcare providers envisaged the demand for 30 hours childcare places would be, in summer 2023**

Type of Provider	% stating significantly higher	% stating higher – but not significantly	% stating About the Same	% stating lower – but not significantly	% stating significantly lower	% stating Don't Know
Early Years Childcare Provider/Settings	0	0	100%	0	0	0

## Workforce, Recruitment and Retention

Table 10 - fundamental workforce details among setting-based early years childcare providers in the Nantwich Rural South Schools Planning Area in summer 2022

Type of Provider	Average number of staff employed at settings in the Nantwich Rural South Planning Area	Percentage of settings stating that they had staff leave in the past 12 months	Percentage of settings stating that they were currently experiencing problems with recruitment and/or retention	Percentage of settings stating that they had training needs or gaps
Early Years Childcare Provider/Setting	19	0	100%	50%

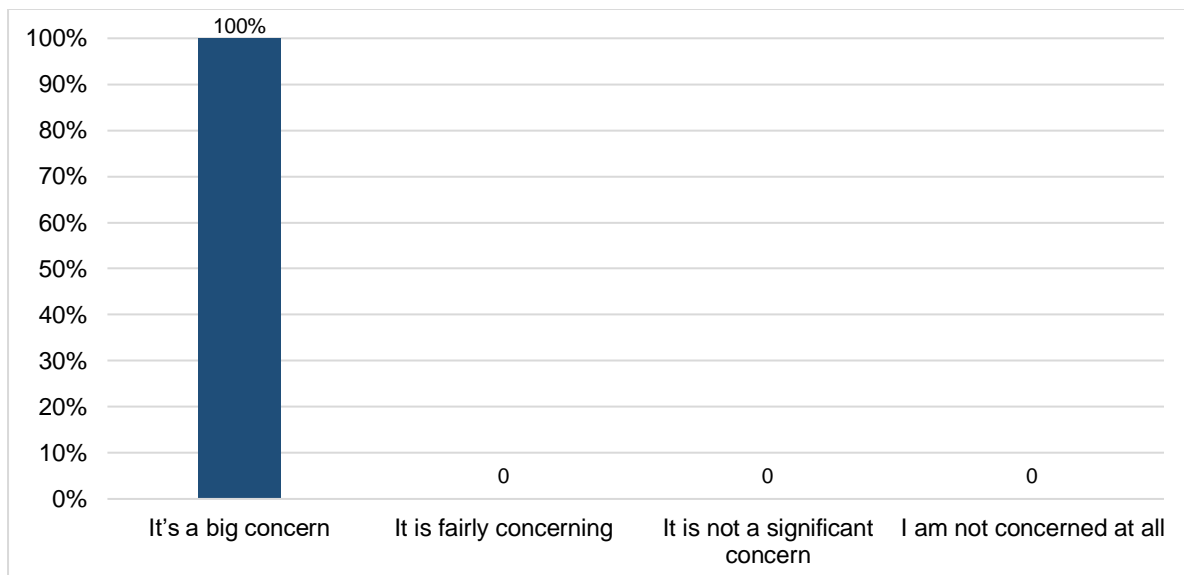
Stated posts/positions that evidently were aligned to recruitment or retention challenges/difficulties *included*:

- Qualified to Level 3

Stated training gaps/needs were:

- SEND themed

Image B - level of concern that early years childcare providers had about the theme of workforce recruitment and retention, including for the forthcoming period: summer 2022 – summer 2023



## Sustainability

100% of early years childcare providers/settings situated in the Nantwich Rural South Schools Planning Area stated that they were experiencing **ongoing** sustainability issues as a result of COVID-19 – and repeated themes were:

1. Recruitment of staff creating sustainability challenges
2. Concerns about finances

Image C - how parents/families were continuing to feel in terms of their child(ren) (re)attending childcare, according to Nantwich Rural South Schools Planning Area-based early years childcare providers

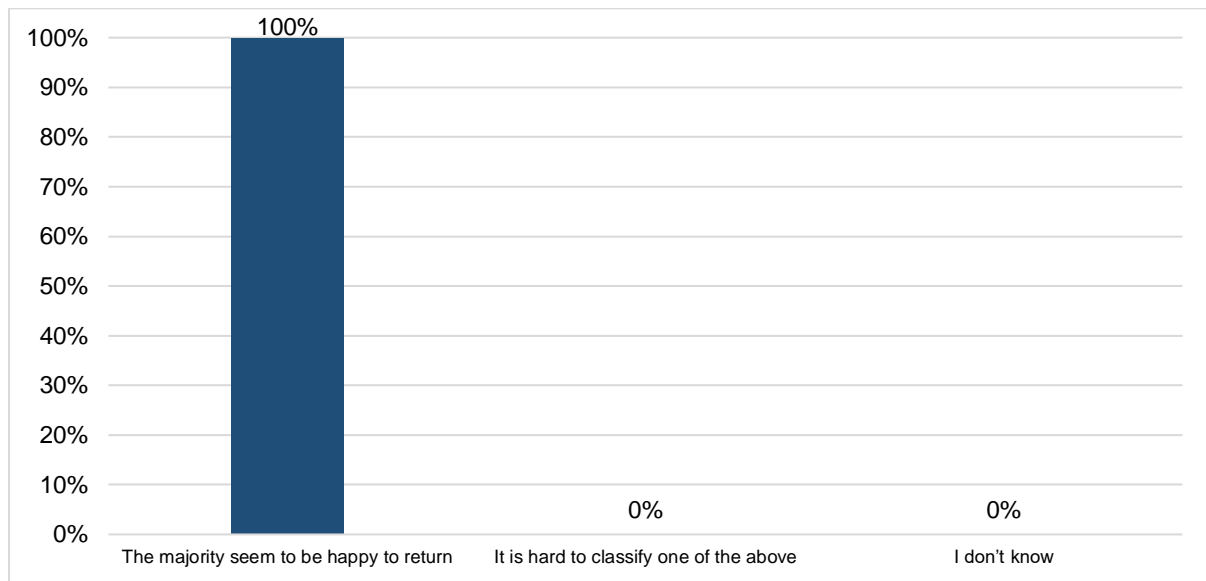
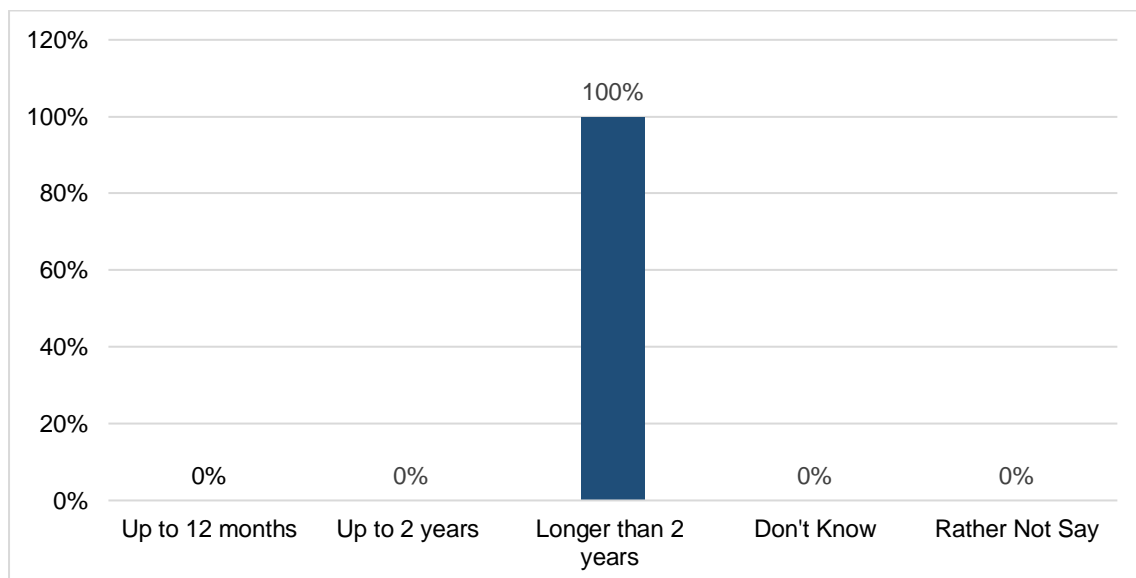


Image D - length of time childcare providers stated that they expected to be providing childcare for





## SEND

100% of setting-based early years childcare and out of school childcare providers stated that they had at least one team member with a SEND-themed qualification.

Repeated examples of qualifications stated were:

- A trained SENCO
- Staff member(s) with Level 3 SEND

Image E - Numbers of enquiries that responding early years childcare providers stated that they received in each calendar year from a carer of a child with SEND

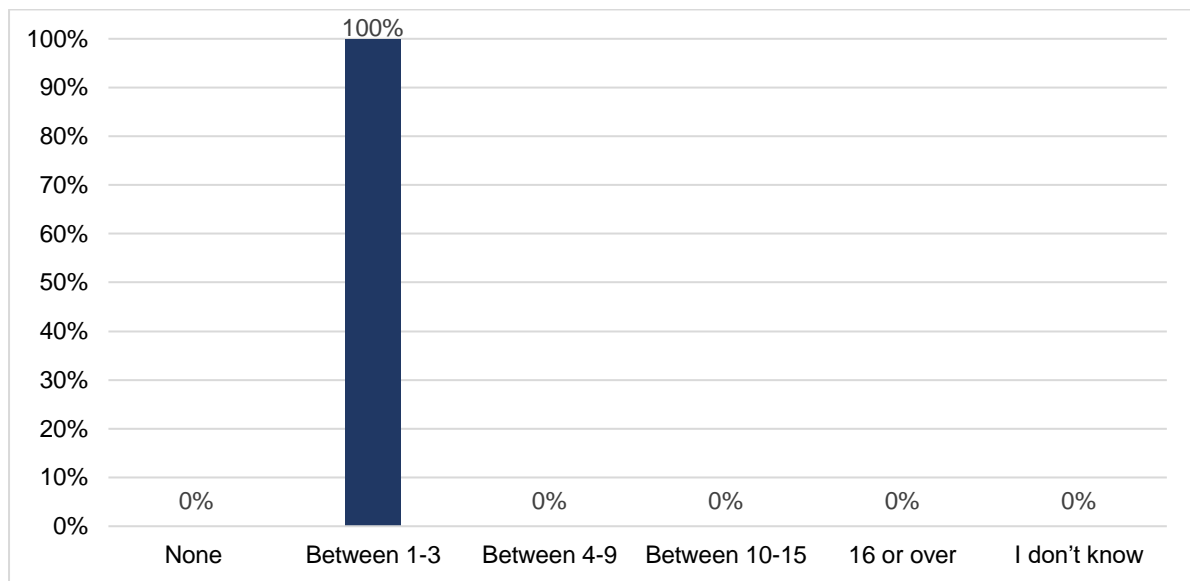
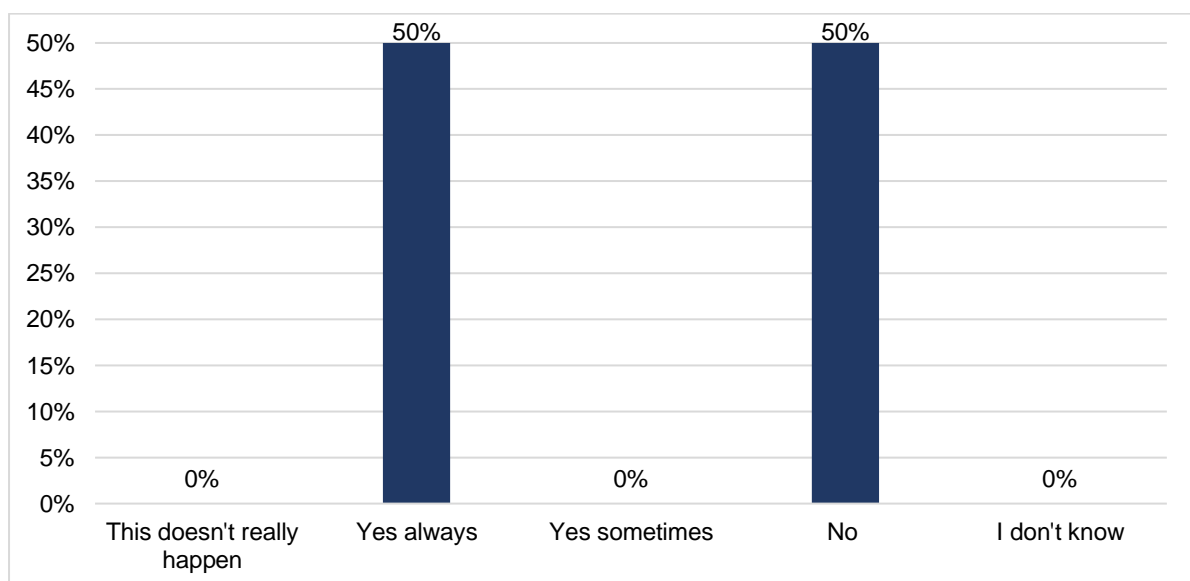


Image F - frequency with which early years childcare providers stated that they refer a family to another childcare provider if they cannot not take a SEND child for any reason



50% of Nantwich Rural South Schools Planning Area-based early years childcare settings/providers and out of school childcare providers stated that they were still noticing some ongoing effects of COVID-19 on the development, behavior or demeanor of certain children.

Ultimately, all setting-based early years childcare settings/providers were requested to state, on a scale of 1 – 10, how **confident** they thought they were as a whole setting in supporting children/young people with SEND. The average rating provided by early years childcare providers/setting was 8/10 – and thus it can be assumed that approximately 80% of early years providers are accessible to children with SEND in the Nantwich Rural South Schools Planning Area.

### Role of Cheshire East Council

Finally, all early years childcare settings/providers were invited to state the types of further and continued support that they would appreciate from the local authority. The one repeated request was for: help with readiness and compliance for Ofsted inspections.

## Perspective of Parents and Carers resident in the Nantwich Rural South Schools Planning Area

### Background of respondents

2% of the respondents to the summer 2022 Cheshire East Council Childcare Parental Demand survey were resident in the Nantwich Rural South Schools Planning Area.

All responding parents and carers across all of the Schools Planning Areas were invited to state what term best described their current circumstances aligned to their **employment status**. The most frequent stated circumstance of responding parents was in self-employment.

All responding parents and carers responding from the Nantwich Rural South Schools Planning Area were invited to state their annual family income bracket (before tax).

Table 11 - Incidence of gross household income per year (before deductions/tax)

Annual household income	Percentage of relevant responding Nantwich Rural South locality parents/carers	Most frequently stated type of formal childcare accessed during term-time
Up to £16,190	0	n/a
£16,190 - £29,999	50%	Registered Childminder
£30,000 - £54,999	0	n/a
£55,000 - £99,999	0	n/a
£100,000 or above	0	n/a
I don't know	0	n/a
I would rather not say	0	n/a
Did not say	50%	Day Nursery

### Feedback from carers of children and young people with SEND

0 responding parents, i.e. carers, who were resident in the Nantwich Rural South Schools Planning Area stated that they were caring for/raising a child with SEND or a long-term illness.

## Usage of Formal and Informal Childcare

Table 12 - Most frequent type(s) of formal childcare evidently accessed within the Nantwich Rural South Schools Planning Area

Schools Planning Area	Most frequent type of formal childcare evidently accessed by responding parents	Second most frequent type of formal childcare evidently accessed by responding parents
Nantwich Rural South	Registered Childminder (50%)	After School Club (50%)

- 50% of responding parents from the Nantwich Rural South Schools Planning Area stated that they were: **accessing formal childcare only**
- 50% of responding parents from the Nantwich Rural South Schools Planning Area stated that they were: **accessing informal childcare only**

Table 13 - Average number of hours (relevant) responding parents stated that they were accessing **formal** childcare for on a typical weekday in 2022 during term-time

Schools Planning Area	Average number of hours on a typical week day formal childcare was being accessed for – by relevant parents, during term time	Most frequent number of hours on a typical week day formal childcare was being accessed for – by relevant parents, during term time
Nantwich Rural South	3 hours 30 minutes	2

Table 14 - Weekdays which responding parents were evidently most frequently accessing formal childcare during: (a) school term-times and; (b) school holiday-times

Schools Planning Area	Most frequent weekday – during term-times	Most frequent weekday – during holiday times
Nantwich Rural South	Tuesday, Wednesday and Thursday – with an equal frequency	Tuesday, Wednesday and Thursday – with an equal frequency

Table 15 - Average monthly amounts that relevant responding parents spent on formal childcare during term-time

Schools Planning Area	Average monthly expenditure on formal childcare – term-time
Nantwich Rural South	£50

All responding parents and carers were invited to state any types of *formal* childcare that they would like to access in the near future, which they were not accessing in summer 2022?:

Table 16 - Most frequent type(s) of formal childcare envisaged for future use

Schools Planning Area	Most frequent type of formal childcare evidently envisaged will be accessed in the future	Second most frequent type of formal childcare evidently envisaged will be accessed in the future	Third most frequent type of formal childcare evidently envisaged will be accessed in the future
Nantwich Rural South	Pre-School/Playgroup	Breakfast Club	Holiday Playscheme

### Funded Childcare

0 of responding Nantwich Rural South Schools Planning Area-resident parents/carers stated that they had a child aged 2-4 years.

### Barriers to accessing childcare

Nantwich Rural South Schools Planning Area-resident parents were invited to state whether – at some point in time – they had experienced specific barriers to accessing childcare. One notable response from a parent was:

*“I couldn't easily find a childminder close to me to the south of Nantwich”.*

### Cheshire East FIS

Finally, all parents were invited to state whether they were aware of the existence of Cheshire East Family Information Service. Encouragingly, 50% stated that they were not, or did not provide a specific response either way.