

## Nantwich Rural North

Future demand for early years childcare places and out of school childcare places will in all probability be met by existing provision over the five years - moving toward 2027. However this sufficiency situation will require monitoring.

Existing providers may need to prepare for a small increase in demand.

## Summary Conclusion

Theme	Status	Supporting Evidence												
Is there an estimated additional forthcoming demand – up to 2027 – for 0-4 years early years childcare places in the Nantwich Rural North Schools Planning Area?	Yes	Local Authority calculations indicate that 2 new early years childcare places for 0-4 years would be required to maintain the 2022 sufficiency ratio.												
Is there an estimated additional forthcoming demand – up to 2027 – for 0-4 years out of school childcare places in the Nantwich Rural North Schools Planning Area?	Yes	Local Authority calculations indicate that 4 new out of school childcare places (including actual school-based) for 5-11 year olds would be required to maintain the 2022 sufficiency ratio.												
Are there any childcare providers with an evident intention (in summer 2022) to expand located in the Nantwich Rural North Planning Area?	Yes	<table border="1"> <thead> <tr> <th>Type of Provider</th> <th>Percentage of providers with intention to increase capacity...</th> <th>Combined number of additional places...</th> </tr> </thead> <tbody> <tr> <td>Early Years Childcare Provider/Setting</td> <td>40%</td> <td>17</td> </tr> <tr> <td>Out of School Childcare Provider</td> <td>0</td> <td>n/a</td> </tr> <tr> <td>Registered Childminder</td> <td>0</td> <td>n/a</td> </tr> </tbody> </table>	Type of Provider	Percentage of providers with intention to increase capacity...	Combined number of additional places...	Early Years Childcare Provider/Setting	40%	17	Out of School Childcare Provider	0	n/a	Registered Childminder	0	n/a
Type of Provider	Percentage of providers with intention to increase capacity...	Combined number of additional places...												
Early Years Childcare Provider/Setting	40%	17												
Out of School Childcare Provider	0	n/a												
Registered Childminder	0	n/a												
In terms of occupancy, what is there a greater incidence of? a) Waiting Lists b) Vacancies  among childcare providers located in the Nantwich Rural North Planning Area in summer 2022?	Waiting Lists/ Vacancies	<p><b>33% of all relevant providers stated that they had seen a waiting increase in size since summer 2021</b></p> <p>33% of all relevant providers stated that they had seen a waiting list decrease in size since summer 2021</p>												
Is sustainability of existing childcare providers a risk factor in the Middlewich Schools Planning Area as of summer 2022. (with 'risk' being denoted as greater than 30% of childcare providers stating they had sustainability concerns in summer 2022).	Yes	<p>40% of early years childcare providers/settings situated in the <b>Nantwich Rural North</b> Schools Planning Area stated that they were experiencing <b>ongoing</b> sustainability issues as a result of COVID-19 – and repeated themes were:</p> <ol style="list-style-type: none"> <li>1. Recruitment of staff creating sustainability challenges</li> <li>2. Inability to physically expand in current space</li> </ol>												
Are there any evident plans by the Local Authority to develop new school places in the Nantwich Rural North Schools Planning Area – as of summer 2022?	No	No												

The **Nantwich Rural Schools Planning Area** is located in the central south area of the Cheshire East locality.

There are seven new housing developments planned for construction and eventual occupation up to 2027, which will yield approximately 105 new dwellings within the Nantwich Rural North locality. Source: Cheshire East Council 2022

**Table 1 - resident number of children/young people and the potential additional population up to 2027 created by new housing developments** Source: Office of National Statistics 2021

Relevant School Planning Area wards = Bunbury	Number of resident children/young people in Schools Planning Area in 2020	<i>The ONS 2021 forecast percentage increase in cohort population by 2027</i>	Potential future <u>additional</u> population by 2027 for Schools Planning Area - by school cohort - when the new forthcoming 105 dwellings are factored-in – aligned to Cheshire East Council new yield formulas:  For 0-4 years = 13 children per 100 dwelling For 5-11 years = 19 children per 100 dwelling For 12-18 years = 15 children per 100 dwelling		Estimated population at 2027 (ONS forecast + yield from new dwellings)	Population increase / decrease 2020 to 2027
0-4 years	187	<i>No change</i>	For:	+14	314	+6 (+2%)
3-4 years	121	<i>-6.9%</i>	0-4 years			
<b>Total 0-4 years</b>	<b>308</b>					
5-7 years	209	<i>-5.8%</i>	For:	+20	466	+8 (+1.7%)
8-11 years	249	<i>No change</i>	5-11 years			
<b>Total 5-11 years</b>	<b>458</b>					
12-18 years	<b>529</b>	<i>+5%</i>	For:	+16	571	+42 (+8%)
			12-18 years			
<b>Total 0-18 years</b>	<b>1,295</b>	<i>&lt;0.5%</i>		+50	1,351	56 (+4.3%)

## Supply and Provision dynamics

### Providers located in the Nantwich Rural North Schools Planning Area

The following **early years childcare settings/providers** are located in the Schools Planning Area

- Early Birds Nursery
- Calveley Primary Academy
- St. Oswald’s Worleston CE Primary Academy
- Just Childcare Limited

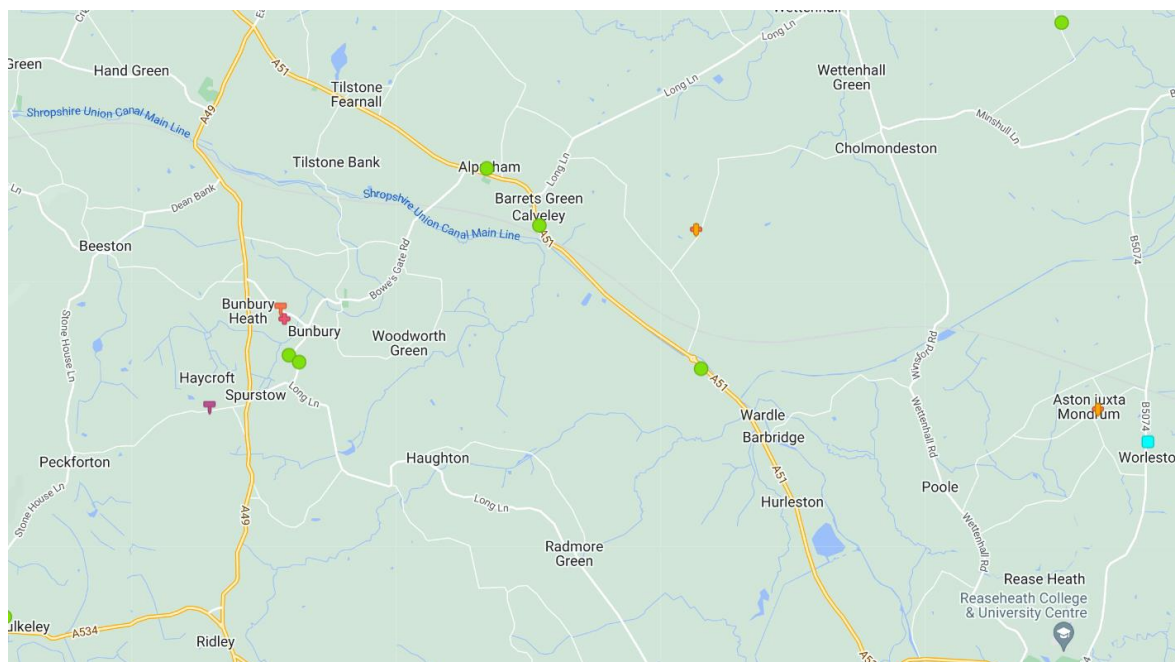
These four providers account for a combined total of 95 registered places.

The following **out of school childcare provider** is located in the Schools Planning Area:

- Bunbury Aldersey CofE Primary School After School Club and Breakfast Club
- Calveley Primary Academy After School Club, Breakfast Club and Holiday Playscheme
- St Oswald's Worleston CofE Primary School

These three providers accounts for a total of 244 registered places. Additionally, one **registered childminder** is evidently resident in the Schools Planning Area and that individual accounts for a total of 6 registered places.

Image A below indicates the location and relative size of forthcoming new housing developments in relation to the current provision of early years and childcare situated in this geographical area



Key – childcare types and size / approved and under construction new housing developments and size

Academy Nursery		0-20 places		Denotes development	Development Size	Denotes development	Development Size
Day Nursery		21-30 places			0-99 new dwellings		200-499 new dwellings
Maintained or Independent School		31-40 places			100-199 new dwellings		500 new dwellings +
Out of School Club		41-50 places					
Pre-School Playgroup		51-75 places					
State Funded Nursery		76-100 places					
Childminder		101-200 places					
		0-5 places					
		6-10 places					
		11-15 places					

Feedback from a summer 2022 consultation with early years and childcare providers that are situated in the Schools Planning Area is outlined below on pages 4-11.

## Occupancy Dynamics in summer 2022

Table 2 - the incidence of: (a) waiting lists and (b) vacant places at Nantwich Rural North Schools Planning Area-based providers in summer 2022

Type of Provider	Percentage stating they had a waiting list in summer 2022	Percentage stating they had vacant places in summer 2022
Early Years Childcare Provider/Setting	40%	40%
Out of School Childcare Provider	n/a	100%
Registered Childminder	100%	100%

- 33% of all relevant providers stated that they had seen a waiting list decrease in size since summer 2021
- 33% of all relevant providers also stated that they had seen a waiting increase in size since summer 2021
- For Nantwich Rural North Schools Planning Area-based early years childcare providers/settings, the age group that accounted for the highest incidence of vacant places was 3 years

Ultimately, aligned to the period: May 2021 – May 2022:

- 25% of Nantwich Rural North Schools Planning Area-based childcare providers stated: Our occupancy has *decreased*
- 62% Nantwich Rural North Schools Planning Area-based childcare providers stated: Our occupancy has *increased*

## Fees

Table 3 - average fees charged by types of registered Nantwich Rural North Schools Planning Area-based childcare providers

Type of Provider	Average hourly fee	Average sessional fee
Early Years Childcare Provider/Setting	£5.28	
For a Breakfast Club		£4.50
Registered Childminder	£5.00	

## Hours

Table 4 - average opening and closing times for types of registered childcare providers located in the Nantwich Rural North Schools Planning Area

Type of Provider	Average opening/start time	Average close/finish time
Early Years Childcare Provider/Setting	08:25	15:43
After School Club	15:20	18:00
Registered Childminder	08:00	17:30

## Demand

Table 5 presents:

- an indication of the existing level of sufficiency in the Nantwich Rural North Schools Planning Area-based aligned to the three types of formal childcare provision: 1/ early years childcare settings; 2/ registered childminders and; 3/ out of school childcare providers.
- an indication about the extent to which forthcoming new housing developments (see Table 1) will alter the sufficiency landscape once all planned developments and new houses are constructed and occupied

Table 5 - assessment of how new housing developments will change numbers of resident children and potential demand for childcare

Age Cohort	Existing number of childcare places in the Schools Planning Area in summer 2022		Population of cohort wards in locality in 2022	Childcare places available per child	Estimated population 2027	Estimated demand for places 2027
0-4 years	Number of places with: (a) Early years childcare providers	95	308	For early years childcare providers = 0.31	314	97 (+2)
	(b) Registered childminders	6		For registered childminders = 0.019		6 (0)
	<b>Total Reg. Supply</b>	<b>101</b>				<b>103 (+2)</b>
5-11 years	Number of places with: (a) Out of school childcare providers (inc. actual school-based)	244	458	For out of school childcare providers = 0.533	466	248 (+4)
	(b) Registered childminders	6		For registered childminders = 0.013		6 (0)
	<b>Total Reg. Supply</b>	<b>250</b>				<b>254 (+4)</b>

Table 5 indicates that 6 new childcare places may be required by 2027:

- 2 new early years childcare places for 0-4 years would be required to maintain the 2022 sufficiency ratio.
- 4 new out of school childcare places for 5-11 year olds would be required to maintain the 2022 sufficiency ratio.

However, it can be noted in Table 6 below that, as part of the response to the summer 2022 CSA structured interviews with childcare providers, 40% of early years childcare providers/settings that are located in the Nantwich Rural North Schools Planning Area stated an intention to develop new provision in the forthcoming two years - which was a combined total of 17 new places.

Table 6 - incidence of Nantwich Rural North Schools Planning Area-based childcare providers having plans/intentions to increase their capacity over the forthcoming two years

Type of Provider	Percentage of providers with intention to increase capacity...	Combined number of additional places...
Early Years Childcare Provider/Setting	40%	17
Out of School Childcare Provider	0	n/a
Registered Childminder	0	n/a

## Funded Childcare

Table 7 - Dynamics of provision in the Nantwich Rural North Schools Planning Area in summer 2022 as outlined by responding settings/childminders

Type of Responding Provider	Number of free entitlement for 2 year olds offered in Schools Planning Area	Evident number of vacant places in summer 2022	Number of universal 15 hours free entitlement for 3&4 year olds offered in Planning Area	Evident number of vacant place in summer 2022	Number of 30 hours childcare offer places for 3&4 year olds offered in Planning Area	Evident number of vacant place in summer 2022
Early Years Childcare Provider/Settings	5	0	89	5	36	2
Registered Childminders	1	0	1	0	1	1

Table 8 - assessments of how much higher or lower each type of relevant provider envisaged the demand for 15 hours free entitlement for 3&4 year old places would be, in summer 2023

Type of Provider	% stating significantly higher	% stating higher – but not significantly	% stating About the Same	% stating lower – but not significantly	% stating significantly lower	% stating Don't Know
Early Years Childcare Provider/Settings	0	20%	80%	0	0	0
Registered Childminders	0	0	0	0	0	100%

**Table 9 - assessments of how much higher or lower each type of relevant provider envisaged the demand for free entitlement for 2 year old places would be, in summer 2023**

Type of Provider	% stating significantly higher	% stating higher – but not significantly	% stating About the Same	% stating lower – but not significantly	% stating significantly lower	% stating Don't Know
Early Years Childcare Provider/Settings	0	33%	67%	0	0	0
Registered Childminders	0	0	0	0	0	100%

**Table 10 - assessments of how much higher or lower each type of relevant provider envisaged the demand for 30 hours childcare places would be, in summer 2023**

Type of Provider	% stating significantly higher	% stating higher – but not significantly	% stating About the Same	% stating lower – but not significantly	% stating significantly lower	% stating Don't Know
Early Years Childcare Provider/Settings	0	20%	80%	0	0	0
Registered Childminders	0	0	0	0	0	100%

## Workforce, Recruitment and Retention

**Table 11 - fundamental workforce details among setting-based providers in the Nantwich Rural North Schools Planning Area in summer 2022**

Type of Provider	Average number of staff employed at settings in the Nantwich Rural North Planning Area	Percentage of settings stating that they had staff leave in the past 12 months	Percentage of settings stating that they were currently experiencing problems with recruitment and/or retention	Percentage of settings stating that they had training needs or gaps
Early Years Childcare Provider/Setting	6	40%	40%	0
Out of School Childcare Provider	2	0	0	0

Repeated stated reasons for staff leaving settings *included*:

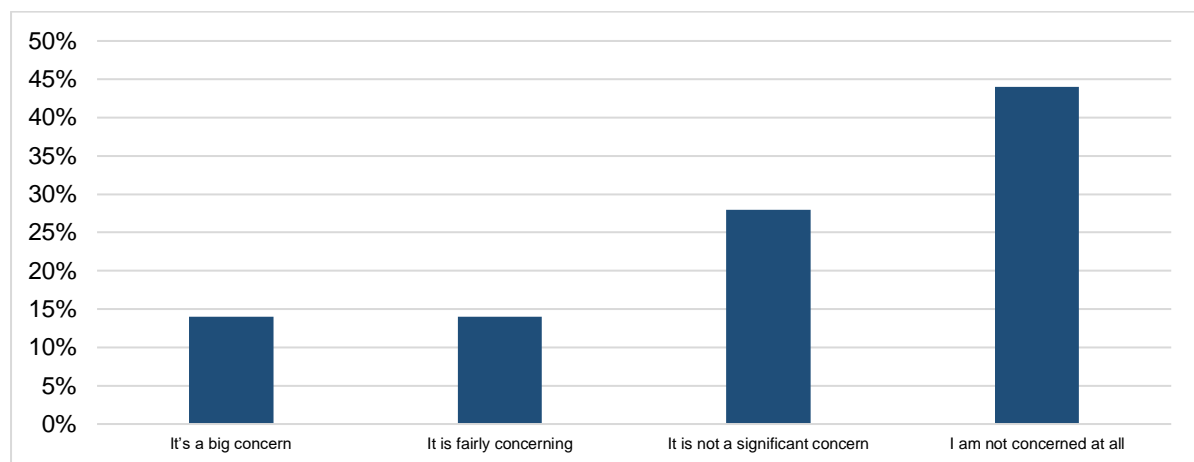
- To go to work in the retail sector
- To go to work in the hospitality sector

Stated posts/positions that evidently were aligned to recruitment or retention challenges/difficulties *included*:

- Bank nursery staff
- Apprenticeships

0 registered childminders stated that they currently had a training gap/need.

Image B - level of concern that setting-based childcare providers had about the theme of workforce recruitment and retention, including for the forthcoming period: summer 2022 – summer 2023



## Sustainability

40% of early years childcare providers/settings situated in the Nantwich Rural North Schools Planning Area stated that they were experiencing **ongoing** sustainability issues as a result of COVID-19 – and repeated themes were:

1. Recruitment of staff creating sustainability challenges
2. Inability to physically expand in current space

0 of out of school childcare providers situated in the Nantwich Rural North Schools Planning Area stated that they were experiencing ongoing sustainability issues as a result of COVID-19.

The one responding registered childminders situated in the Nantwich Rural North Schools Planning Area stated that they were experiencing ongoing sustainability issues as a result of COVID-19 – and this was aligned to local parents not (in their opinion) being well enough informed about the availability of funded childcare.



Image C - how parents/families were continuing to feel in terms of their child(ren) (re)attending childcare, according to Nantwich Rural North Schools Planning Area-based childcare providers

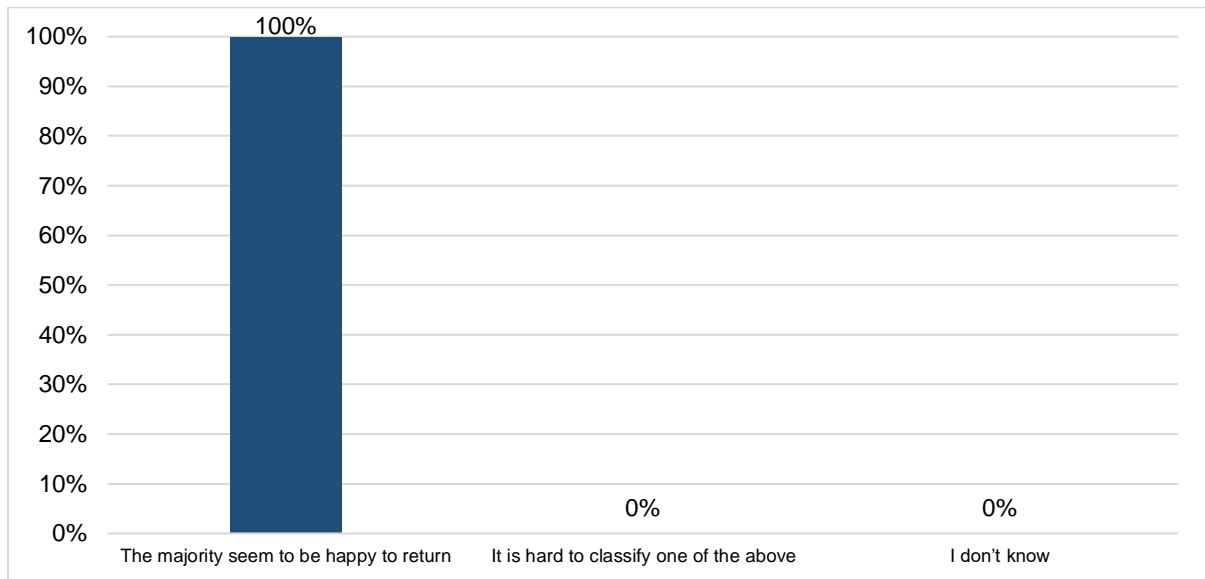
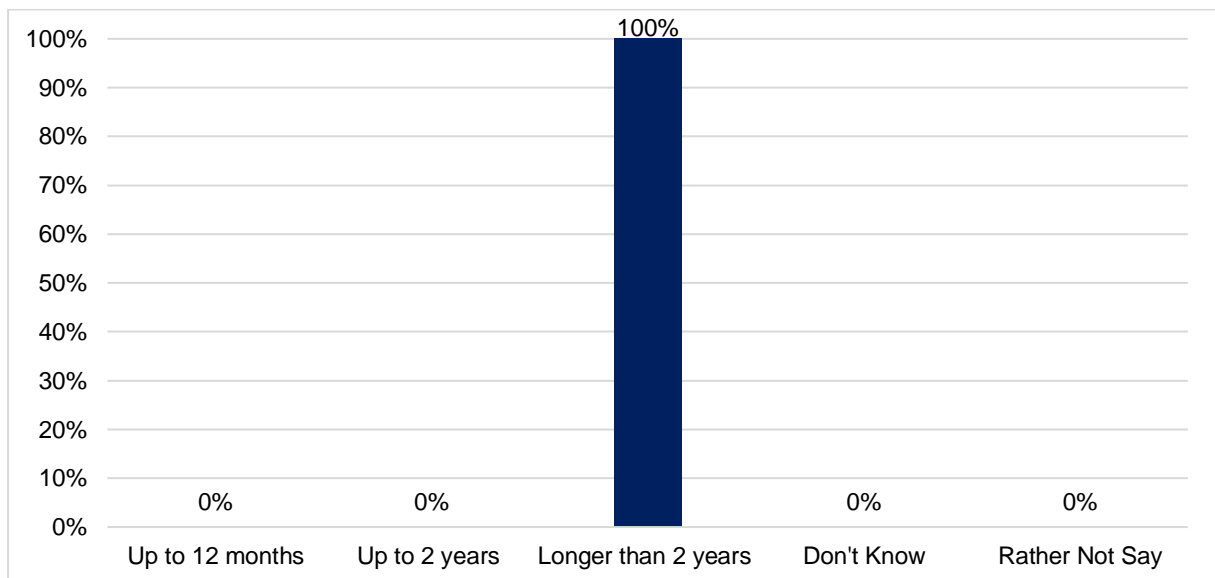


Image D - length of time childcare providers stated that they expected to be providing childcare for



## SEND

57% of setting-based early years childcare and out of school childcare providers stated that they had at least one team member with a SEND-themed qualification.

Repeated examples of qualifications stated were:

- A trained SENCO
- Staff member(s) with speech and language training

Image E - Numbers of enquiries that responding childcare providers stated that they received in each calendar year from a carer of a child with SEND

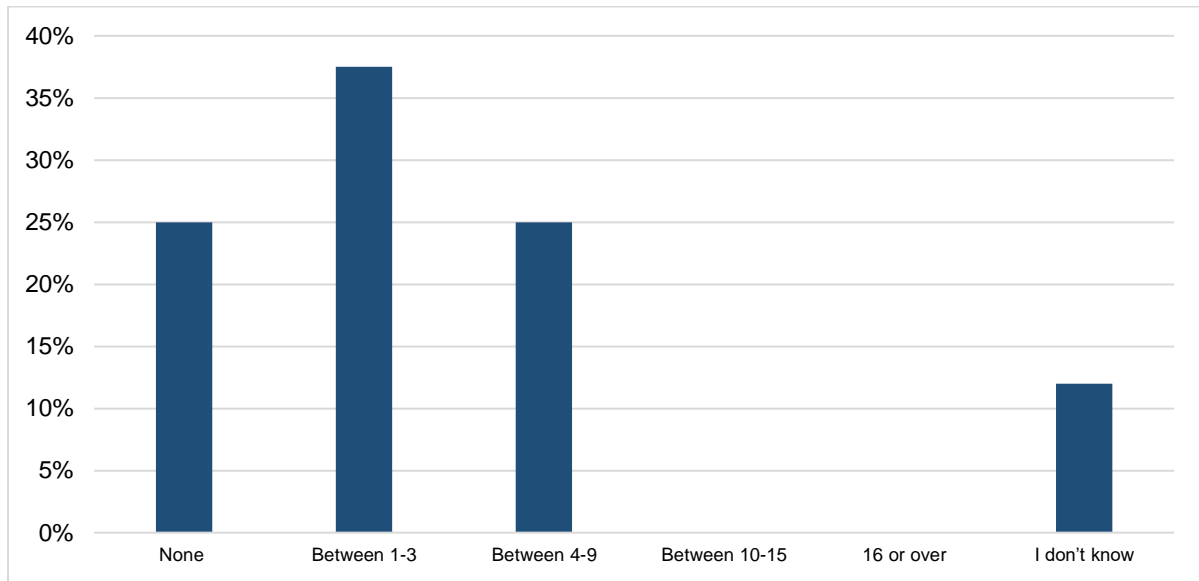
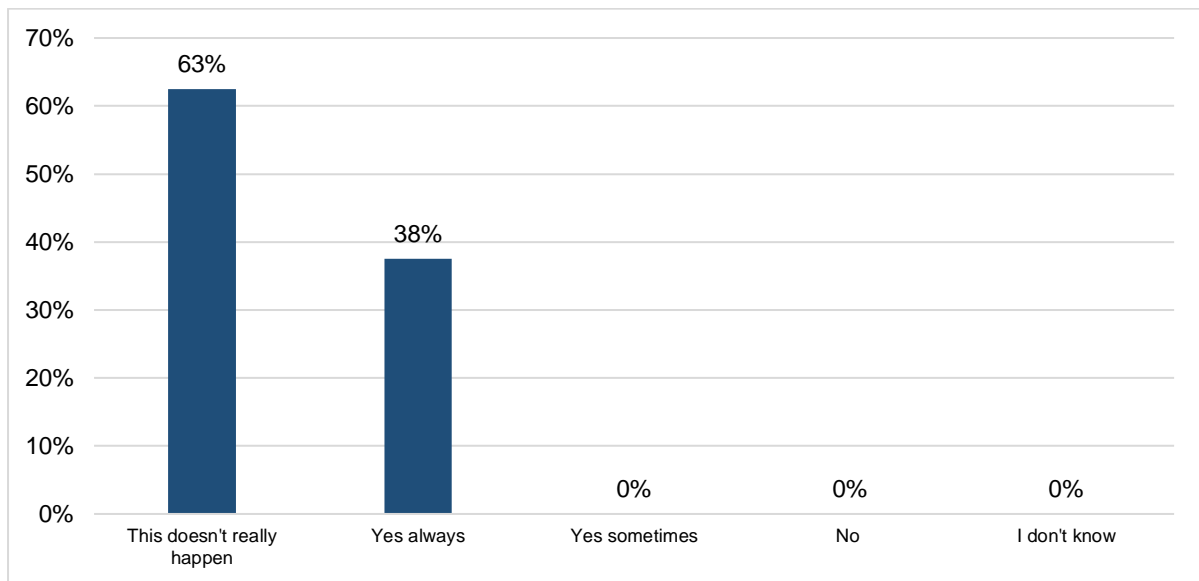


Image F - frequency with which childcare providers stated that they refer a family to another childcare provider if they cannot not take a SEND child for any reason



38% of Nantwich Rural North Schools Planning Area-based early years childcare settings/providers and out of school childcare providers stated that they were still noticing some ongoing effects of COVID-19 on the development, behavior or demeanor of certain children.

Correspondingly, the one responding Nantwich Rural North Planning Area-based registered childminder stated that they were not noticing some ongoing effects of COVID-19 on the development, behavior or demeanor of certain children.

Ultimately, all setting-based (early years and out of school) childcare providers were requested to state, on a scale of 1 – 10, how **confident** they thought they were as a whole setting in supporting children/young people with SEND:

The average rating provided by early years childcare providers/setting was 9/10 – and thus it can be assumed that approximately 90% of early years providers are accessible to children with SEND in the Nantwich Rural North Schools Planning Area.

The average rating provided by out of school childcare providers/setting was also 9/10 – and thus it can be assumed that approximately 90% of out of school providers are accessible to children with SEND in the Nantwich Rural North Schools Planning Area.

Additionally, the average rating provided by the registered childminders was 8/10.

### Role of Cheshire East Council

Finally, all childcare providers were invited to state the types of further and continued support that they would appreciate from the local authority. The sole repeated request was: Continued information on the availability of grants (funding).

## Perspective of Parents and Carers resident in the Nantwich Rural North Schools Planning Area

### Background of respondents

2% of the respondents to the summer 2022 Cheshire East Council Childcare Parental Demand survey were resident in the Nantwich Rural North Schools Planning Area.

All responding parents and carers across all of the Schools Planning Areas were invited to state what term best described their current circumstances aligned to their **employment status**. The most frequent stated circumstance of responding parents was in full-time employment/self-employment (30 hours + per week) (50%).

All responding parents and carers responding from the Nantwich Rural North Schools Planning Area were invited to state their annual family income bracket (before tax).

Table 12 - Incidence of gross household income per year (before deductions/tax)

Annual household income	Percentage of relevant responding Nantwich Rural North locality parents/carers	Most frequently stated type of formal childcare accessed during term-time
Up to £16,190	0	n/a
£16,190 - £29,999	0	n/a
£30,000 - £54,999	20%	Registered Childminder
£55,000 - £99,999	60%	Registered Childminder
£100,000 or above	0	n/a
I don't know	0	n/a
I would rather not say	20%	Holiday Playscheme
Did not say	0	n/a

### Feedback from carers of children and young people with SEND

One responding parents, i.e. carers, who was resident in the Nantwich Rural North Schools Planning Area stated that they were caring for/raising at least one child with SEND, which was a Speech, Language and Communication Difficulty. This carer was accessing a holiday playscheme in summer 2022 on an ad-hoc basis. The carer stated that she had encountered challenges whereby staff at some formal childcare settings were not appropriately trained/qualified to support children with SEND.

## Usage of Formal and Informal Childcare

Table 4 - Most frequent type(s) of formal childcare evidently accessed within the Nantwich Rural North Schools Planning Area

Schools Planning Area	Most frequent type of formal childcare evidently accessed by responding parents	Second most frequent type of formal childcare evidently accessed by responding parents	Third most frequent type of formal childcare evidently accessed by responding parents
Nantwich Rural North	Registered Childminder (60%)	Day Nursery (40%)	Holiday Playscheme (30%)

The type of *informal* childcare responding parents/carers had evidently used for any of the children in their household at some point in 2022, was grandparents (100%).

- 80% of responding parents from the Nantwich Rural North Schools Planning Area stated that they were: **accessing formal childcare only**
- 0 of responding parents from the Nantwich Rural North Schools Planning Area stated that they were: **accessing informal childcare only**
- 20% of responding parents from the Nantwich Rural North Schools Planning Area stated that they were: **accessing formal and informal childcare**

Table 5 - Average number of hours (relevant) responding parents stated that they were accessing **formal** childcare for on a typical weekday in 2022 during term-time

Schools Planning Area	Average number of hours on a typical week day formal childcare was being accessed for – by relevant parents, during term time	Most frequent number of hours on a typical week day formal childcare was being accessed for – by relevant parents, during term time
Nantwich Rural North	8 hours	10

Table 6 - Weekdays which responding parents were evidently most frequently accessing formal childcare during: (a) school term-times and; (b) school holiday-times

Schools Planning Area	Most frequent weekday – during term-times	Most frequent weekday – during holiday times
Nantwich Rural North	Monday	Ad hoc basis

Table 7 - Average monthly amounts that relevant responding parents spent on formal childcare during: (a) term-time and: (b) school holiday-times

Schools Planning Area	Average monthly expenditure on formal childcare – term-time	Average monthly expenditure on formal childcare – holiday-time
Nantwich Rural North	£251.83	£300.00

All responding parents and carers were invited to state any types of *formal* childcare that they would like to access in the near future, which they were not accessing in summer 2022? The most frequent type of response was that a parent/carers (60%) wished to (continue to in one case) access a holiday playscheme.

### Funded Childcare

0 of responding Nantwich Rural North Schools Planning Area-resident, parents/carers stated that they had a child aged 2 years.

Three parents had a 3 and/or 4 year old. One parent was currently accessing the universal 15 hours free entitlement for 3 and 4 year olds and was currently accessing the extended 30 hours childcare offer, which they had evidently found “*straightforward to access*”.

### Barriers to accessing childcare

Nantwich Rural North Schools Planning Area-resident parents were invited to state whether – at some point in time – they had experienced specific barriers to accessing childcare. The one repeated type of barrier stated related to quality, with two parents/carers stating that they had experienced doubts as to whether staff at a setting/a childminder was adequately training to support children with additional needs.

### Cheshire East FIS

Finally, all parents were invited to state whether they were aware of the existence of Cheshire East Family Information Service. 80% stated that they were not, or did not provide a specific response either way.