

Macclesfield South

Future demand for early years childcare places may not be met fully by recently opened, planned and intended expansions, plus the uptake of existing vacant places. Provision will need to be planned for an increase in demand for both out of school places and early years childcare places.

Summary Conclusion

Theme	Status	Supporting Evidence												
Is there an estimated additional forthcoming demand – up to 2027 – for 0-4 years early years childcare places in the Macclesfield South Schools Planning Area?	Yes	Local Authority calculations indicate that 97 new early years childcare places for 0-4 years would be required to maintain the 2022 sufficiency ratio.												
Is there an estimated additional forthcoming demand – up to 2027 – for 0-4 years out of school childcare places in the Macclesfield South Schools Planning Area?	Yes	Local Authority calculations indicate that 94 new out of school childcare places (including actual school-based) for 5-11 year olds would be required to maintain the 2022 sufficiency ratio.												
Are there any childcare providers with an evident intention (in summer 2022) to expand located in the Macclesfield South Schools Planning Area?	Yes	<table border="1"> <thead> <tr> <th>Type of Provider</th> <th>Percentage of providers with intention to increase capacity...</th> <th>Combined number of additional places...</th> </tr> </thead> <tbody> <tr> <td>Early Years Childcare Provider/Setting</td> <td>15%</td> <td>27</td> </tr> <tr> <td>Out of School Childcare Provider</td> <td>0</td> <td>n/a</td> </tr> <tr> <td>Registered Childminder</td> <td>0</td> <td>n/a</td> </tr> </tbody> </table>	Type of Provider	Percentage of providers with intention to increase capacity...	Combined number of additional places...	Early Years Childcare Provider/Setting	15%	27	Out of School Childcare Provider	0	n/a	Registered Childminder	0	n/a
Type of Provider	Percentage of providers with intention to increase capacity...	Combined number of additional places...												
Early Years Childcare Provider/Setting	15%	27												
Out of School Childcare Provider	0	n/a												
Registered Childminder	0	n/a												
In terms of occupancy, what is there a greater incidence of? a) Waiting Lists b) Vacancies among childcare providers located in the Planning Area in 2022?	Waiting Lists/ Vacancies	83% of all relevant providers stated that they had seen a waiting increase in size since summer 2021 None of the relevant providers stated that they had seen a waiting list decrease in size since summer 2021												
Is sustainability of existing childcare providers a risk factor in the Macclesfield Rural Schools Planning Area as of summer 2022. (with 'risk' being denoted as greater than 30% of childcare providers stating they had sustainability concerns in summer 2022).	Yes	54% of early years childcare providers/settings situated in the Macclesfield Rural Schools Planning Area stated that they were experiencing ongoing sustainability issues as a result of COVID-19 – and repeated themes were: <ol style="list-style-type: none"> 1. Recruitment of staff creating sustainability challenges 2. Reluctance of some staff members to be enthused to work at a childcare setting 												
Are there any evident plans by the Local Authority to develop new school places in the Macclesfield South Schools Planning Area – as of summer 2022?	No													

The **Macclesfield South Schools Planning Area** is located in the north east area of the Cheshire East locality.

There are eight new housing developments planned for construction and eventual occupation up to 2027, which will yield approximately 1,889 new dwellings within the Macclesfield South locality. Source: Cheshire East Council 2022

Table 1 - resident number of children/young people and the potential additional population up to 2027 created by new housing developments Source: Office of National Statistics 2021

Relevant School Planning Area wards = Macclesfield South Macclesfield Central Macclesfield West and Ivy	Number of resident children/young people in Schools Planning Area in 2020	The ONS 2021 forecast percentage increase in cohort population by 2027	Potential future additional population by 2027 for Schools Planning Area - by school cohort - when the new forthcoming 1,889 dwellings are factored-in – aligned to Cheshire East Council new yield formulas: For 0-4 years = 13 children per 100 dwelling For 5-11 years = 19 children per 100 dwelling For 12-18 years = 15 children per 100 dwelling		Estimated population at 2027 (ONS forecast + yield from new dwellings)	Population increase / decrease 2020 to 2027
0-2 years	856	No change	For:	+245	1,677	+202 (+13.7%)
3-4 years	619	-6.9%	0-4 years			
Total 0-4 years	1,475					
5-7 years	928	-5.8%	For:	+359	2,376	+305 (+14.7%)
8-11 years	1,143	No change	5-11 years			
Total 5-11 years	2,071					
12-18 years	1,796	+5%	For:	+269	2,154	+358 (+19.9%)
			12-18 years			
Total 0-18 years	5,342	<0.5%		+873	6,207	865 (+16.2%)

Supply and Provision dynamics

Providers located in the Macclesfield South Schools Planning Area

The following **early years childcare settings/providers** are located in the Schools Planning Area

- Tiny Adventures Limited (Park Lane) Nursery
- Busy Bees Macclesfield
- Nina's Nursery (Macclesfield) Limited
- Macclesfield Day Nursery Limited
- First Steps Nursery
- Tiny Adventures Limited (Lyme Green)
- Kids Planet Day Nurseries Limited
- Parkroyal Pre-School
- St John's Pre-School - Macclesfield

- Sutton St James Pre-School
- Ivy Bank Primary School
- Broken Cross Primary Academy and Nursery
- Ash Grove Academy
- Christ the King Catholic And Church Of England Primary School

These fourteen providers account for a combined total of 643 registered places.

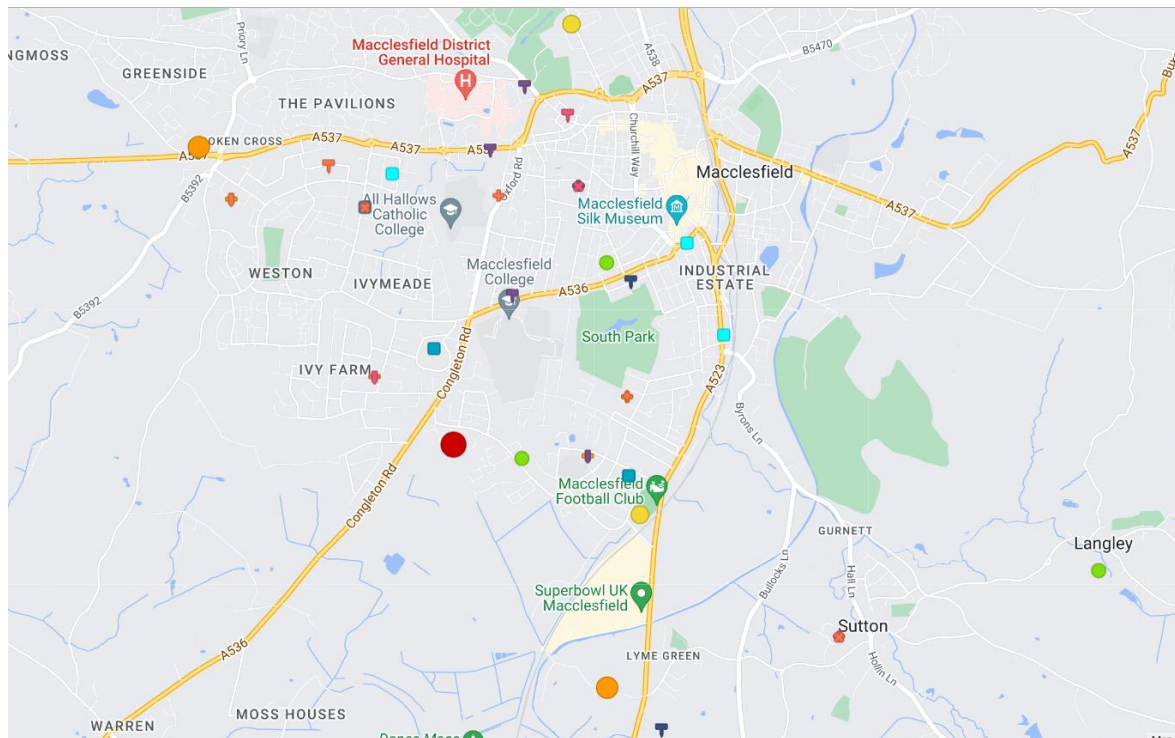
The following **out of school childcare providers** are located in the Schools Planning Area

- Parkroyal Community School After School Club, Breakfast Club and Holiday Playscheme
- Goslings Out of School Club (Hollinhey)
- Goslings Out of School Club (Gawsworth)
- Footprints Day Nurseries After School Club
- Ash Grove Academy After School Club and Breakfast Club
- Broken Cross Primary Academy After School and Breakfast Club
- Christ the King Catholic and CofE Primary School After School and Breakfast Club
- Ivy Bank Primary School After School and Breakfast Club
- St John the Evangelist CofE Primary School Macclesfield After School and Breakfast Club

These nine providers account for a combined total of 574 registered places.

Additionally, eight **registered childminders** are resident in the Schools Planning Area and they are accounting for a combined total of 65 registered places.

Image A below indicates the location and relative size of forthcoming new housing developments in relation to the current provision of early years and childcare situated in this geographical area



Key – childcare types and size / approved and under construction new housing developments and size

Academy Nursery		0-20 places		Denotes development	Development Size	Denotes development	Development Size
Day Nursery		21-30 places			0-99 new dwellings		200-499 new dwellings
Maintained or Independent School		31-40 places			100-199 new dwellings		500 new dwellings +
Out of School Club		41-50 places					
Pre-School Playgroup		51-75 places					
State Funded Nursery		76-100 places					
Childminder		101-200 places					
		0-5 places					
		6-10 places					
		11-15 places					

Feedback from a summer 2022 consultation with early years and childcare providers that are situated in the Schools Planning Area is outlined below on pages 4-11.

Occupancy Dynamics in summer 2022

Table 2 - the incidence of: (a) waiting lists and (b) vacant places at Macclesfield South Schools Planning Area-based providers in summer 2022

Type of Provider	Percentage stating they had a waiting list in summer 2022	Percentage stating they had vacant places in summer 2022
Early Years Childcare Provider/Setting	38%	15%
Out of School Childcare Provider	n/a	50%
Registered Childminder	13%	38%

- 0 relevant providers stated that they had seen a waiting list decrease in size since summer 2021
- 83% of all relevant providers stated that they had seen a waiting increase in size since summer 2021
- For Macclesfield South Schools Planning Area-based early years childcare providers/settings, the age group that accounted for the highest incidence of vacant places was 3 years, followed in frequency by 2 years

Ultimately, aligned to the period: May 2021 – May 2022:

- 18% of Macclesfield South Schools Planning Area-based childcare providers stated: Our occupancy has *decreased*
- 27% of Macclesfield South Schools Planning Area-based childcare providers stated: Our occupancy has *increased*

Fees

Table 3 - average fees charged by Macclesfield South Schools Planning Area-based childcare providers

Type of Provider	Average hourly fee	Average sessional fee
Early Years Childcare Provider/Setting	£5.60	
Breakfast Club		£4.63
Registered Childminder	£4.99	

Hours

Table 4 - average opening and closing times for childcare providers located in the Macclesfield South Planning Area

Type of Provider	Average opening/start time	Average close/finish time
Early Years Childcare Provider/Setting	08:09	16:17
After School Club	15:22	18:00
Registered Childminder	07:39	17:34

Demand

Table 5 presents:

- (a) an indication of the existing level of sufficiency in the Macclesfield South Schools Planning Area-based aligned to the three types of formal childcare provision: 1/ early years childcare settings; 2/ registered childminders and; 3/ out of school childcare providers.
- (b) an indication about the extent to which forthcoming new housing developments (see Table 1) will alter the sufficiency landscape once all planned developments and new houses are constructed and occupied.

Table 5 - assessment of how new housing developments will change numbers of resident children and potential demand for childcare

Age Cohort	Existing number of childcare places in the Schools Planning Area in summer 2022		Population of cohort wards in locality in 2022	Childcare places available per child	Estimated population 2027	Estimated demand for places 2027
0-4 years	Number of places with: (a) Early years childcare providers	643	1,475	For early years childcare providers = 0.435	1,677	731 (+88)
	(b) Registered childminders	65		For registered childminders = 0.044		74 (+9)
	Total Reg. Supply	708				805 (+97)
5-11 years	Number of places with: (a) Out of school childcare providers	574	2,071	For out of school childcare providers = 0.277	2,376	658 (+84)
	(b) Registered childminders	65		For registered childminders = 0.031		75 (+10)
	Total Reg. Supply	639				733 (+94)

Table 5 indicates that 191 new childcare places may be required by 2027:

- 97 new early years childcare places for 0-4 years would be required to maintain the 2022 sufficiency ratio.
- 94 new out of school childcare places for 5-11 year olds would be required to maintain the 2022 sufficiency ratio.

However, it can be noted in Table 6 below that, as part of the response to the summer 2022 CSA structured interviews with childcare providers, 15% of early years childcare providers/settings that are located in the Macclesfield South Schools Planning Area stated an intention to develop new provision in the forthcoming two years - which was a combined

total of 27 new places.

Table 6 - incidence of Macclesfield South Schools Planning Area-based childcare providers having plans/intentions to increase their capacity over the forthcoming two years

Type of Provider	Percentage of providers with intention to increase capacity...	Combined number of additional places...
Early Years Childcare Provider/Setting	15%	27
Out of School Childcare Provider	0	0
Registered Childminder	0	0

Funded Childcare

Table 7 - Dynamics of provision in the Macclesfield South Schools Planning Area in summer 2022 as outlined by *responding* settings/childminders

Type of Responding Provider	Number of free entitlement for 2 year olds offered in Schools Planning Area	Evident number of vacant places in summer 2022	Number of universal 15 hours free entitlement for 3&4 year olds offered in Planning Area	Evident number of vacant place in summer 2022	Number of 30 hours childcare offer places for 3&4 year olds offered in Planning Area	Evident number of vacant place in summer 2022
Early Years Childcare Provider/Settings	116	1	188	7	196	6
Registered Childminders	15	1	9	1	14	1

Table 8 - assessments of how much higher or lower each type of relevant provider envisaged the demand for 15 hours free entitlement for 3&4 year old places would be, in summer 2023

Type of Provider	% stating significantly higher	% stating higher – but not significantly	% stating About the Same	% stating lower – but not significantly	% stating significantly lower	% stating Don't Know
Early Years Childcare Provider/Settings	8%	8%	85%	0	0	0
Registered Childminders	0	0	75%	0	25%	0

Table 9 - assessments of how much higher or lower each type of relevant provider envisaged the demand for free entitlement for 2 year old places would be, in summer 2023

Type of Provider	% stating significantly higher	% stating higher – but not significantly	% stating About the Same	% stating lower – but not significantly	% stating significantly lower	% stating Don't Know
Early Years Childcare Provider/Settings	0	42%	58%	0	0	0
Registered Childminders	0	14%	71%	0	14%	0

Table 10 - assessments of how much higher or lower each type of relevant provider envisaged the demand for 30 hours childcare places would be, in summer 2023

Type of Provider	% stating significantly higher	% stating higher – but not significantly	% stating About the Same	% stating lower – but not significantly	% stating significantly lower	% stating Don't Know
Early Years Childcare Provider/Settings	0	8%	92%	0	0	0
Registered Childminders	0	0	75%	0	25%	0

Workforce, Recruitment and Retention

Table 11 - fundamental workforce details among setting-based providers in the Macclesfield South Schools Planning Area in summer 2022

Type of Provider	Average number of staff employed at settings in the Macclesfield South Planning Area	Percentage of settings stating that they had staff leave in the past 12 months	Percentage of settings stating that they were currently experiencing problems with recruitment and/or retention	Percentage of settings stating that they had training needs or gaps
Early Years Childcare Provider/Setting	15	62%	31%	15%
Out of School Childcare Provider	8	0	50%	0

Repeated stated reasons for staff leaving settings *included*:

- To go to work at a role closer to home
- Staff deciding to work in a different sector
- Wanted a role with more pay

Stated posts/positions that evidently were aligned to recruitment or retention challenges/difficulties *included*:

- Qualified to Level 3
- General childcare qualification
- Nursery Practitioner

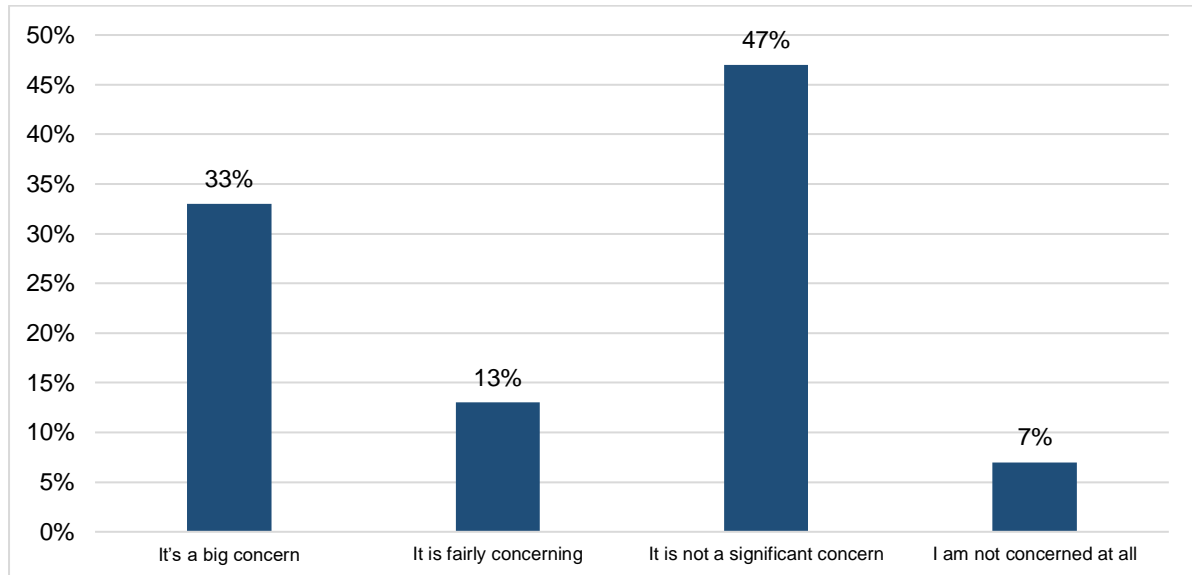
Stated training gaps/needs were:

- Behaviour Management

Additionally, 38% of registered childminders stated that they had a training gap/need and these *included*:

- Play themed training
- Training that focuses on the 2 year olds cohort and their needs

Image B - level of concern that setting-based childcare providers had about the theme of workforce recruitment and retention, including for the forthcoming period: summer 2022 – summer 2023



Sustainability

54% of early years childcare providers/settings situated in the Macclesfield South Schools Planning Area stated that they were experiencing **ongoing** sustainability issues as a result of COVID-19 – and repeated themes were:

1. Recruitment of staff creating sustainability challenges
2. Reluctance of some staff members to be enthused to work at a childcare setting

0 of out of school childcare providers situated in the Macclesfield South Schools Planning Area stated that they were experiencing ongoing sustainability issues as a result of COVID-19.

25% of registered childminders situated in the Macclesfield South Schools Planning Area stated that they were experiencing ongoing sustainability issues as a result of COVID-19 – and repeated themes were:

1. Financial impact of COVID-19 (aligned to)
2. subsequent occupancy challenges

Image C - how parents/families were continuing to feel in terms of their child(ren) (re)attending childcare, according to Macclesfield South Schools Planning Area-based childcare providers

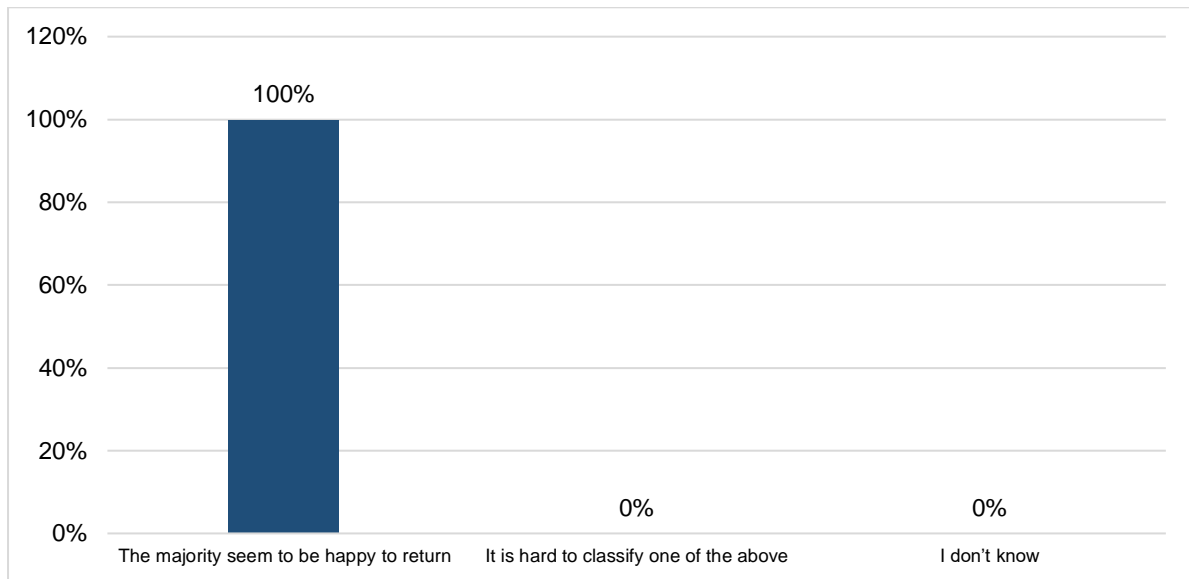
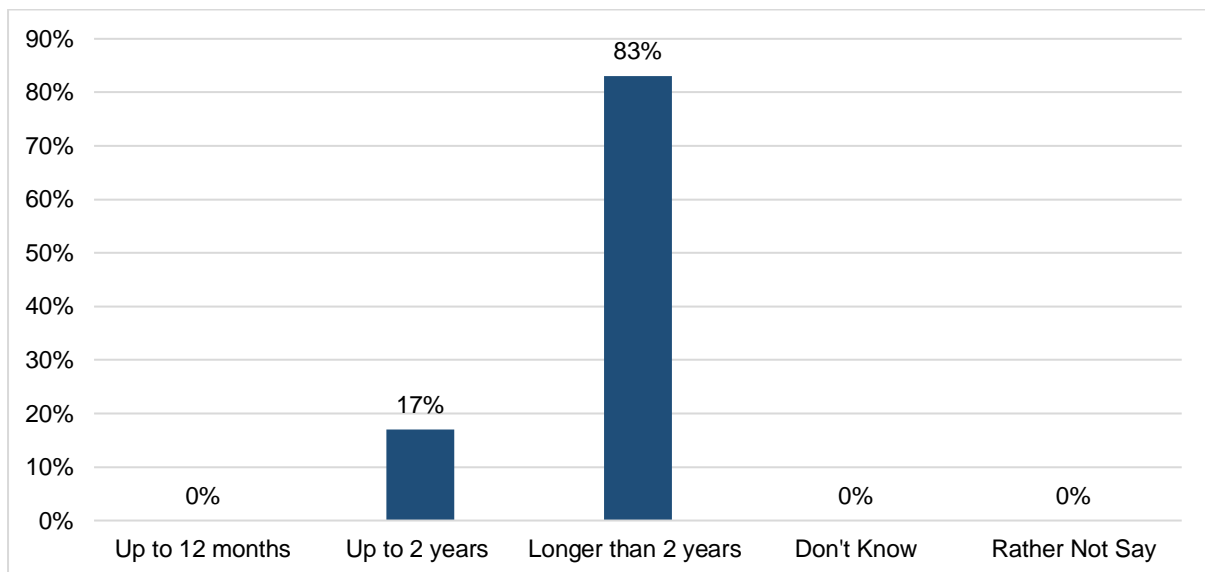


Image D - length of time childcare providers stated that they expected to be providing childcare for



SEND

80% of setting-based early years childcare and out of school childcare providers stated that they had at least one team member with a SEND-themed qualification.

Repeated examples of qualifications stated were:

- A trained SENCO
- Staff member(s) with general SEND training/qualification

Image E - Numbers of enquiries that responding childcare providers stated that they received in each calendar year from a carer of a child with SEND

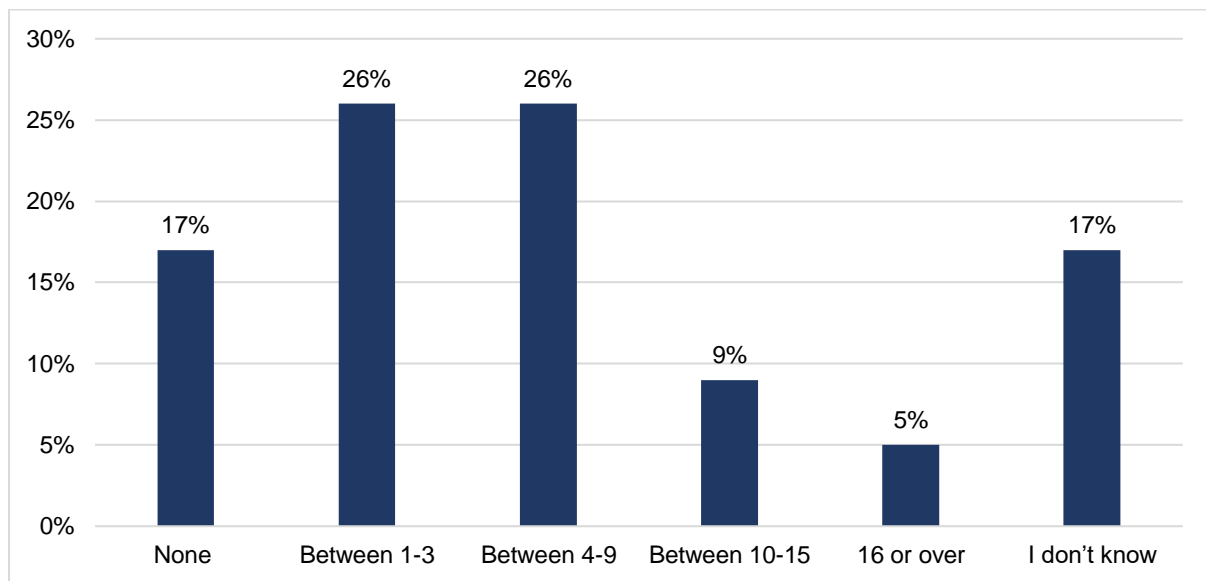
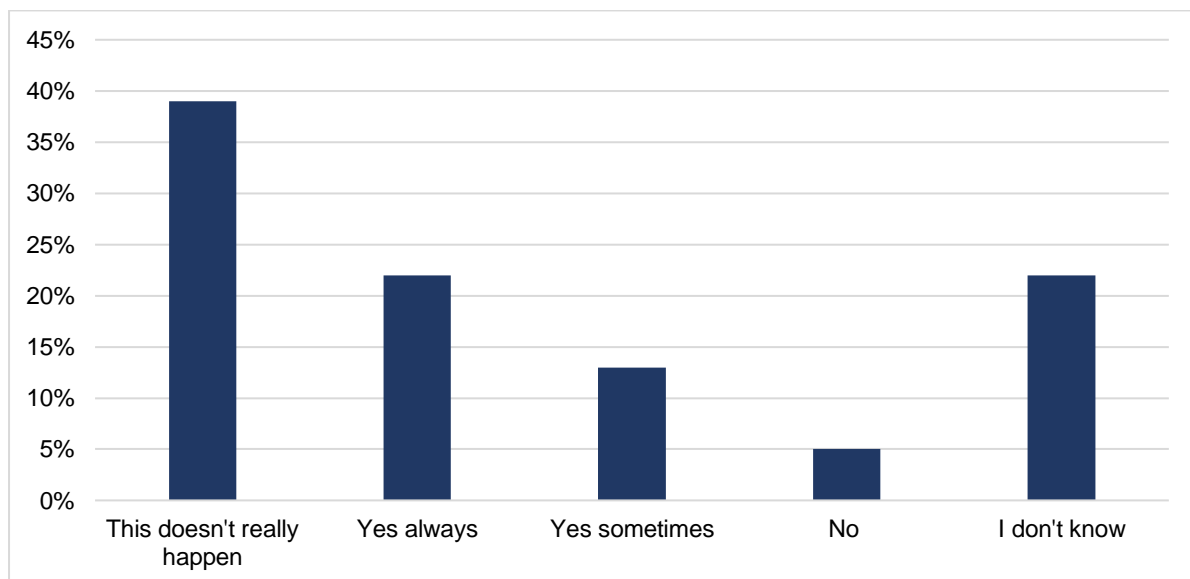


Image F - frequency with which childcare providers stated that they refer a family to another childcare provider if they cannot not take a SEND child for any reason



56% of Macclesfield South Schools Planning Area-based early years childcare settings/providers and out of school childcare providers stated that they were still noticing some ongoing effects of COVID-19 on the development, behavior or demeanor of certain children.

Correspondingly, 38% of Macclesfield South Planning Area-based registered childminders stated that they were still noticing some ongoing effects of COVID-19 on the development, behavior or demeanor of certain children.

Ultimately, all setting-based (early years and out of school) childcare providers were requested to state, on a scale of 1 – 10, how **confident** they thought they were as a whole setting in supporting children/young people with SEND:

The average rating provided by early years childcare providers/setting was 7.6/10 – and thus it can be assumed that approximately 76% of early years providers are accessible to children with SEND in the Macclesfield South Schools Planning Area.

The average rating provided by out of school childcare providers/setting was 7/10 – and thus it can be assumed that approximately 70% of out of school providers are accessible to children with SEND in the Macclesfield South Schools Planning Area.

Additionally, the average rating provided by registered childminders was 7.25/10 – and thus it can be assumed that approximately 72% of childminders are accessible to children with SEND in the Macclesfield South Schools Planning Area.

Role of Cheshire East Council

Finally, all childcare providers were invited to state the types of further and continued support that they would appreciate from the local authority. The most frequent requests were:

1. Support to ensure training can be facilitated in the evenings and at weekends
2. (More) provision of free or affordable training
3. Networking themed support for childminders to help address feelings of isolation

Perspective of Parents and Carers resident in the Macclesfield South Schools Planning Area

Background of respondents

3% of the respondents to the summer 2022 Cheshire East Council Childcare Parental Demand survey were resident in the Macclesfield South Schools Planning Area.

All responding parents and carers across all of the Schools Planning Areas were invited to state what term best described their current circumstances aligned to their **employment status**. The most frequent stated circumstance of responding parents was in full-time employment/self-employment (30 hours + per week) (53%), followed in frequency by part-time employment/self-employment (less than 30 hours per week) (20%).

All responding parents and carers responding from the Macclesfield South Schools Planning Area were invited to state their annual family income bracket (before tax).

Table 12 - Incidence of gross household income per year (before deductions/tax)

Annual household income	Percentage of relevant responding Macclesfield South locality parents/carers	Most frequently stated type of formal childcare accessed during term-time
Up to £16,190	6%	Pre-School/Playgroup
£16,190 - £29,999	20%	After School Club
£30,000 - £54,999	20%	Pre-School/Playgroup
£55,000 - £99,999	6%	After School Club
£100,000 or above	0	n/a
I don't know	6%	n/a
I would rather not say	6%	n/a
Did not say	33%	Pre-School/Playgroup

Feedback from carers of children and young people with SEND

20% of responding parents, i.e. carers, who were resident in the Macclesfield South Schools Planning Area stated that they were caring for/raising at least one child with SEND or a long-term illness.

The most frequent SEND type stated was Speech, Language and Communication Needs followed in frequency by Autistic Spectrum Condition.

These relevant respondents were invited to describe any particular issue(s) they have experienced as a carer of a child with SEND in accessing childcare – and the most frequent was: Staff are not appropriately trained/qualified to support children with SEND.

Usage of Formal and Informal Childcare

Table 13 - Most frequent type(s) of formal childcare evidently accessed within the Macclesfield South Schools Planning Area

Schools Planning Area	Most frequent type of formal childcare evidently accessed by responding parents	Second most frequent type of formal childcare evidently accessed by responding parents	Third most frequent type of formal childcare evidently accessed by responding parents
Macclesfield South	Pre-School/ Playgroup (30%)	Day Nursery (26%)	After School Club (26%)

The type of *informal* childcare responding parents/carers had evidently used for any of the children in their household at some point in 2022, was grandparents (60%) followed in frequency by just me and/or a partner (33%).

- 7% of responding parents from the Macclesfield South Schools Planning Area stated that they were: **accessing formal childcare only**
- 14% of responding parents from the Macclesfield South Schools Planning Area stated that they were: **accessing informal childcare only**
- 79% of responding parents from the Macclesfield South Schools Planning Area stated that they were: **accessing formal and informal childcare**

Table 14 - Average number of hours (relevant) responding parents stated that they were accessing formal childcare for on a typical weekday in 2022 during term-time

Schools Planning Area	Average number of hours on a typical week day formal childcare was being accessed for – by relevant parents, during term time	Most frequent number of hours on a typical week day formal childcare was being accessed for – by relevant parents, during term time
Macclesfield South	7 hours 5 minutes	8

Table 15 - Weekdays which responding parents were evidently most frequently accessing formal childcare during: (a) school term-times and; (b) school holiday-times

Schools Planning Area	Most frequent weekday – during term-times	Most frequent weekday – during holiday times
Macclesfield South	Thursday	Thursday

Table 16 - Average monthly amounts that relevant responding parents spent on formal childcare during: (a) term-time and: (b) school holiday-times

Schools Planning Area	Average monthly expenditure on formal childcare – term-time	Average monthly expenditure on formal childcare – holiday-time
Macclesfield South	£340	£292.50

All responding parents and carers were invited to state any types of *formal* childcare that they would like to access in the near future, which they were not accessing in summer 2022?:

Table 17 - Most frequent type(s) of formal childcare envisaged for future use

Schools Planning Area	Most frequent type of formal childcare evidently envisaged will be accessed in the future	Second most frequent type of formal childcare evidently envisaged will be accessed in the future	Third most frequent type of formal childcare evidently envisaged will be accessed in the future
Macclesfield South	After School Club	Holiday Playscheme	Breakfast Club

The three most frequent themes and assurances that such relevant parents/carers stated that they would look for if they were to consider accessing formal childcare at some point in the future were – in order of frequency:

1. For it to be close to my home
2. For it to be close to my child(ren)’s school
3. Social opportunities for my child(ren)

Funded Childcare

20% of responding Macclesfield South Schools Planning Area-resident, parents/carers stated that they had a child aged 2 years. One such parents/carers subsequently stated that they were currently accessing the free entitlement for 2 year olds.

Additionally, 53% of responding parents/carers stated that they had a child aged 3 and/or 4 years. Although 0 such parents/carers subsequently stated that they were currently accessing the universal 15 hours free entitlement for 3 and 4 year olds, 27% did subsequently stated that they were currently accessing the extended 30 hours childcare offer, with all of these parents/carers stating that it was either very easy to organise or fairly straightforward to organise – with just one exception, a parent that stated: it was not as easy as I would have liked. This parents elaborated:

“I found the fees very confusing. It wasn’t clear what we would need to pay once the 30 hours were taken into account. [In my opinion] it wasn’t made clear the limitations of the 30 hours free”.

Another relevant parents stated:

“Ideally, it could be used over ‘shorter days’ so you could get two free long days rather than split over the week”.

Childcare and COVID-19

All Macclesfield South Schools Planning Area-resident parents of pre-school aged children were invited to state whether they had any concerns about their relevant child(ren)’s early development, including their early years education, as a direct result of the COVID-19 pandemic? (Only) 12% of relevant parents stated Yes and the most frequent type of concerns related to setbacks in social skills, and speech and language delays.

Barriers to accessing childcare

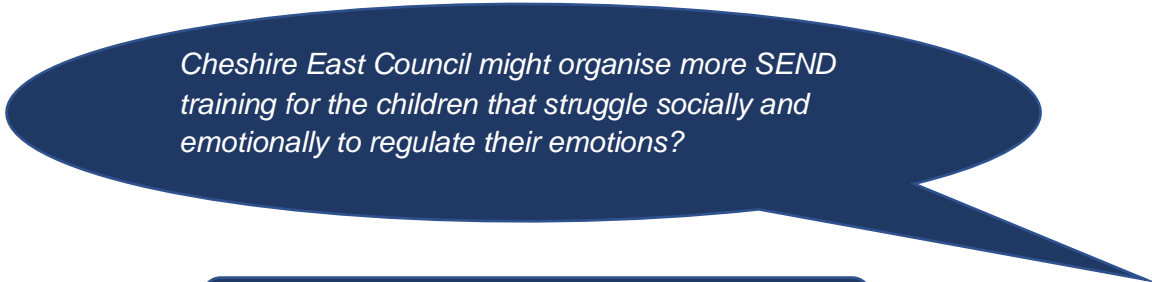
All Macclesfield South Schools Planning Area-resident parents were invited to state whether – at some point in time – they had accessed specific barriers to accessing childcare.

Two barrier types were repeated:

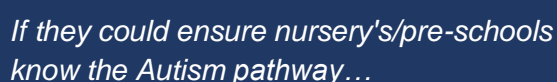
1. I could not/cannot afford the childcare that I require (27%)
2. I had doubts about the quality of provision (20%)

Childcare and Cheshire East Council

All Macclesfield South Schools Planning Area-resident parents were invited to state whether there was anything that Cheshire East Council should be doing in terms of supporting parents and carers with childcare, in 2022. Feedback from individual parents/carers - which repeatedly focused on the theme of SEND - included:



Cheshire East Council might organise more SEND training for the children that struggle socially and emotionally to regulate their emotions?



If they could ensure nursery's/pre-schools know the Autism pathway...

Finally, all parents were invited to state whether they were aware of the existence of Cheshire East Family Information Service. For those who responded to this question: 40% stated that they were – and 60% stated that they were not, or did not provide a specific response either way.