

Macclesfield Rural

Future demand for early years childcare places and out of school childcare places will in all probability be met by existing provision over the five years - moving toward 2027.

Summary Conclusion

Theme	Status	Supporting Evidence												
Is there an estimated additional forthcoming demand – up to 2027 – for 0-4 years early years childcare places in the Macclesfield Rural Schools Planning Area?	No	Local Authority calculations indicate that 4 fewer early years childcare places for 0-4 years would be required to maintain the 2022 sufficiency ratio.												
Is there an estimated additional forthcoming demand – up to 2027 – for 0-4 years out of school childcare places in the Macclesfield Rural Schools Planning Area?	No	Local Authority calculations indicate that 3 fewer out of school childcare places (including actual school-based) for 5-11 year olds would be required to maintain the 2022 sufficiency ratio.												
Are there any childcare providers with an evident intention (in summer 2022) to expand located in the Macclesfield Rural Schools Planning Area?	No	<table border="1"> <thead> <tr> <th>Type of Provider</th> <th>Percentage of providers with intention to increase capacity...</th> <th>Combined number of additional places...</th> </tr> </thead> <tbody> <tr> <td>Early Years Childcare Provider/Setting</td> <td>0</td> <td>n/a</td> </tr> <tr> <td>Out of School Childcare Provider</td> <td>0</td> <td>n/a</td> </tr> <tr> <td>Registered Childminder</td> <td>0</td> <td>n/a</td> </tr> </tbody> </table>	Type of Provider	Percentage of providers with intention to increase capacity...	Combined number of additional places...	Early Years Childcare Provider/Setting	0	n/a	Out of School Childcare Provider	0	n/a	Registered Childminder	0	n/a
Type of Provider	Percentage of providers with intention to increase capacity...	Combined number of additional places...												
Early Years Childcare Provider/Setting	0	n/a												
Out of School Childcare Provider	0	n/a												
Registered Childminder	0	n/a												
In terms of occupancy, what is there a greater incidence of? a) Waiting Lists b) Vacancies among childcare providers located in the Planning Area in 2022?	Waiting Lists/ Vacancies	100% of all relevant providers stated that they had seen a waiting increase in size since summer 2021 None of the relevant providers stated that they had seen a waiting list decrease in size since summer 2021												
Is sustainability of existing childcare providers a risk factor in the Macclesfield Rural Schools Planning Area as of summer 2022. (with 'risk' being denoted as greater than 30% of childcare providers stating they had sustainability concerns in summer 2022).	Yes	40% of early years childcare providers/settings situated in the Macclesfield Rural Schools Planning Area stated that they were experiencing ongoing sustainability issues as a result of COVID-19 – and repeated themes were: <ol style="list-style-type: none"> 1. Recruitment of staff creating sustainability challenges 2. Inability to physically expand in current space 												
Are there any evident plans by the Local Authority to develop new school places in the Macclesfield Rural Schools Planning Area – as of summer 2022?	No													

The **Macclesfield Rural Schools Planning Area** is located in the north east area of the Cheshire East locality.

There are 0 new housing developments planned for construction and eventual occupation up to 2027. Source: Cheshire East Council 2022

Table 1 - resident number of children/young people and the potential additional population up to 2027 Source: Office of National Statistics 2021

Relevant School Planning Area wards = Prestbury	Number of resident children/young people in Schools Planning Area in 2020	The ONS 2021 forecast percentage increase in cohort population by 2027	Potential future additional population by 2027 for Schools Planning Area - by school cohort - when the 0 dwellings are factored-in – aligned to Cheshire East Council new yield formulas: For 0-4 years = 13 children per 100 dwelling For 5-11 years = 19 children per 100 dwelling For 12-18 years = 15 children per 100 dwelling		Estimated population at 2027 (ONS forecast + yield from new dwellings)	Population increase / decrease 2020 to 2027
0-2 years	81	No change	For:	+0	128	-4 (-3%)
3-4 years	51	-6.9%	0-4 years			
Total 0-4 years	132					
5-7 years	120	-5.8%	For:	+0	299	-7 (+2.2%)
8-11 years	186	No change	5-11 years			
Total 5-11 years	306					
12-18 years	360	+5%	For:	+0	378	+18 (+5%)
			12-18 years			
Total 0-18 years	798	<0.5%		+0	805	+7 (+1%)

Supply and Provision dynamics

Providers located in the Macclesfield Rural Schools Planning Area

The following **early years childcare settings/providers** are located in the Schools Planning Area

- Pollyannas Day Nursery
- Bright Horizons Family Solutions Limited (Macclesfield)
- Prestbury Ce Primary School
- Mottram St Andrew Primary Academy

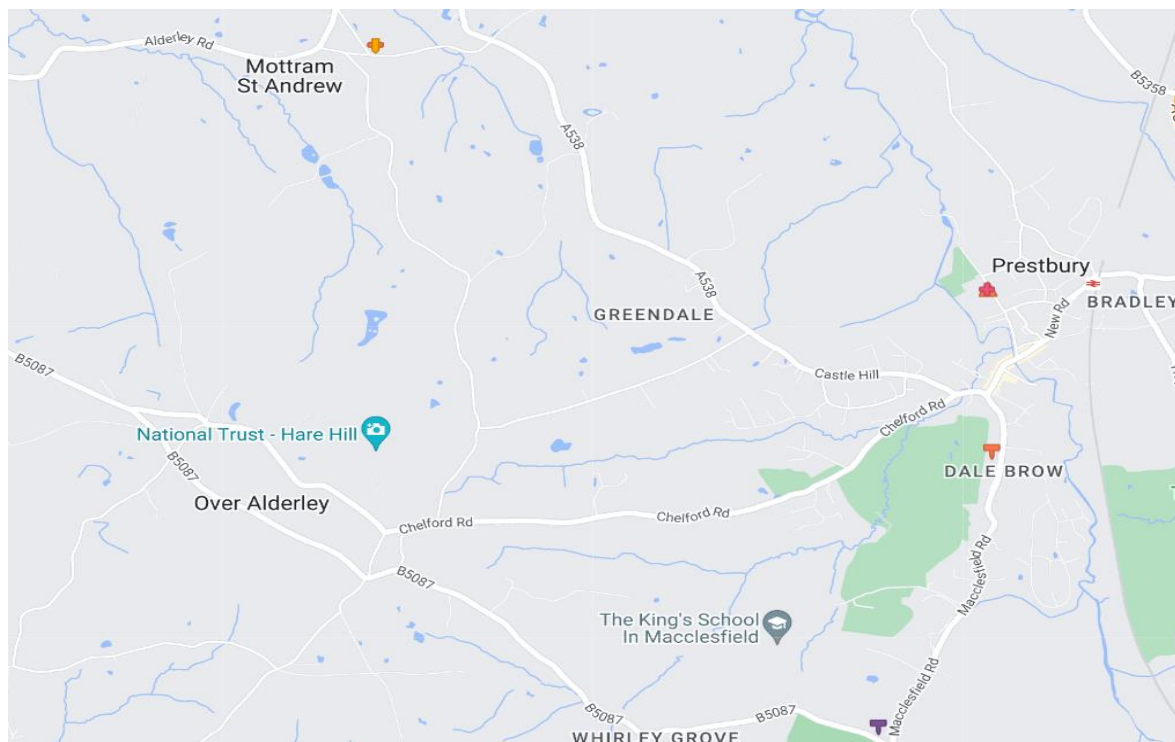
These four providers account for a combined total of 134 registered places.

The following two **out of school childcare providers** are located in the Schools Planning Area

- School of Play MCR Ltd
- Mottram St Andrew Primary Academy

These providers accounts for a total of 96 registered places. 0 **registered childminders** are resident in the Schools Planning Area.

Image A below indicates the location and relative size of forthcoming new housing developments in relation to the current provision of early years and childcare situated in this geographical area



Key – childcare types and size / approved and under construction new housing developments and size

Academy Nursery		0-20 places		Denotes development	Development Size	Denotes development	Development Size
Day Nursery		21-30 places			0-99 new dwellings		200-499 new dwellings
Maintained or Independent School		31-40 places			100-199 new dwellings		500 new dwellings +
Out of School Club		41-50 places					
Pre-School Playgroup		51-75 places					
State Funded Nursery		76-100 places					
Childminder		101-200 places					
		0-5 places					
		6-10 places					
		11-15 places					

Feedback from a summer 2022 consultation with early years and childcare providers that are situated in the Schools Planning Area is outlined below on pages 4-10.

Occupancy Dynamics in summer 2022

Table 2 - the incidence of: (a) waiting lists and (b) vacant places at Macclesfield Rural Schools Planning Area-based providers in summer 2022

Type of Provider	Percentage stating they had a waiting list in summer 2022	Percentage stating they had vacant places in summer 2022
Early Years Childcare Provider/Setting	50%	25%
Out of School Childcare Provider	n/a	100%

- 0 of all relevant providers stated that they had seen a waiting list decrease in size since summer 2021
- 100% of all 2/2 relevant providers stated that they had seen a waiting increase in size since summer 2021
- For Macclesfield Rural Schools Planning Area-based early years childcare providers/settings, the age group that accounted for the highest incidence of vacant places was 0-12 months, followed in frequency by 4 years

Ultimately, aligned to the period: May 2021 – May 2022:

- 0 Macclesfield Rural Schools Planning Area-based childcare providers stated: Our occupancy has *decreased*
- 67% of Macclesfield Rural Schools Planning Area-based childcare providers stated: Our occupancy has *increased*

Fees

Table 3 - average fees charged by Macclesfield Rural Schools Planning Area-based childcare providers

Type of Provider	Average hourly fee	Average sessional fee
Early Years Childcare Provider/Setting	£5.40	
Breakfast Club		£7.75

Hours

Table 4 - average opening and closing times for childcare providers located in the Macclesfield Rural Planning Area

Type of Provider	Average opening/start time	Average close/finish time
Early Years Childcare Provider/Setting	07:51	16:37
After School Club	15:15	18:00

Demand

Table 5 presents an indication of the existing level of sufficiency in the Macclesfield Rural Schools Planning Area-based aligned to the three types of formal childcare provision: 1/early years childcare settings; 2/registered childminders and; 3/out of school childcare providers.

Table 5 - assessment of changing numbers of resident children and potential demand for childcare

Age Cohort	Existing number of childcare places in the Schools Planning Area in summer 2022		Population of cohort wards in locality in 2022	Childcare places available per child	Estimated population 2027	Estimated demand for places 2027
0-4 years	Number of places with: (a) Early years childcare providers	134	132	For early years childcare providers = 1.015	128	130 (-4)
	(b) Registered childminders	0		For registered childminders = 0		n/a (0)
	Total Reg. Supply	134				130 (-4)
5-11 years	Number of places with: (a) Out of school childcare providers (inc. actual school-based)	96	306	For out of school childcare providers = 0.313	299	93 (-3)
	(b) Registered childminders	0		For registered childminders = 0		n/a (0)
	Total Reg. Supply	96				93 (-3)

Table 5 indicates that 7 fewer childcare places may be required by 2027:

- 4 fewer early years childcare places for 0-4 years would be required to maintain the 2022 sufficiency ratio.
- 3 fewer out of school childcare places for (including actual school-based) 5-11 year olds would be required to maintain the 2022 sufficiency ratio.

The early years childcare providers/settings that are located in the Macclesfield Rural Schools Planning Area did not indicate an intention to develop new provision in the forthcoming two years.

Funded Childcare

Table 7 - Dynamics of provision in the Macclesfield Rural Schools Planning Area in summer 2022 as outlined by *responding* settings

Type of Responding Provider	Number of free entitlement for 2 year olds offered in Schools Planning Area	Evident number of vacant places in summer 2022	Number of universal 15 hours free entitlement for 3&4 year olds offered in Planning Area	Evident number of vacant place in summer 2022	Number of 30 hours childcare offer places for 3&4 year olds offered in Planning Area	Evident number of vacant place in summer 2022
Early Years Childcare Provider/Settings	5	0	34	0	112	0

Table 8 - assessments of how much higher or lower each type of relevant provider envisaged the demand for 15 hours free entitlement for 3&4 year old places would be, in summer 2023

Type of Provider	% stating significantly higher	% stating higher – but not significantly	% stating About the Same	% stating lower – but not significantly	% stating significantly lower	% stating Don't Know
Early Years Childcare Provider/Settings	0	25%	50%	25%	0	0

Table 9 - assessments of how much higher or lower each type of relevant provider envisaged the demand for free entitlement for 2 year old places would be, in summer 2023

Type of Provider	% stating significantly higher	% stating higher – but not significantly	% stating About the Same	% stating lower – but not significantly	% stating significantly lower	% stating Don't Know
Early Years Childcare Provider/Settings	0	50%	0	50%	0	0

Table 10 - assessments of how much higher or lower each type of relevant provider envisaged the demand for 30 hours childcare places would be, in summer 2023

Type of Provider	% stating significantly higher	% stating higher – but not significantly	% stating About the Same	% stating lower – but not significantly	% stating significantly lower	% stating Don't Know
Early Years Childcare Provider/Settings	25%	25%	50%	0	0	0

Workforce, Recruitment and Retention

Table 11 - fundamental workforce details among setting-based providers in the Macclesfield Rural Schools Planning Area in summer 2022

Type of Provider	Average number of staff employed at settings in the Macclesfield Rural Planning Area	Percentage of settings stating that they had staff leave in the past 12 months	Percentage of settings stating that they were currently experiencing problems with recruitment and/or retention	Percentage of settings stating that they had training needs or gaps
Early Years Childcare Provider/Setting	9	25%	25%	0
Out of School Childcare Provider	6	0	100%	0

Repeated stated reasons for staff leaving settings *included*:

- To go to work in the care sector
- Wanted a role with more hours

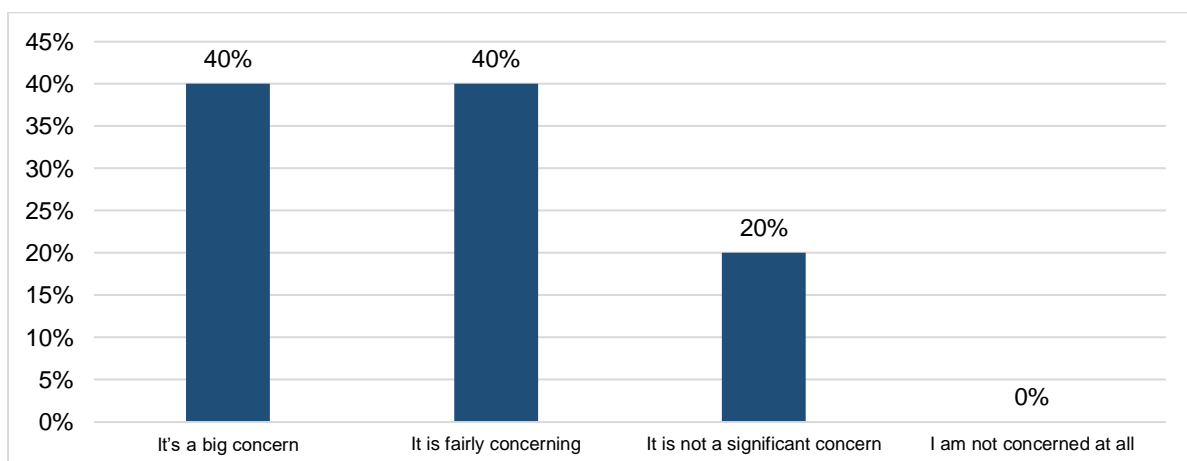
Stated posts/positions that evidently were aligned to recruitment or retention challenges/difficulties *included*:

- General nursery professionals positions
- Playworker

Stated training gaps/needs were:

- SEND-themed training

Image B - level of concern that setting-based childcare providers had about the theme of workforce recruitment and retention, including for the forthcoming period: summer 2022 – summer 2023



Sustainability

40% of setting-based childcare providers/settings situated in the Macclesfield South Schools Planning Area stated that they were experiencing **ongoing** sustainability issues as a result of COVID-19 – and repeated themes were:

1. Recruitment of staff creating sustainability challenges
2. Inability to physically expand in current space

Image C - how parents/families were continuing to feel in terms of their child(ren) (re)attending childcare, according to Macclesfield Rural Schools Planning Area-based childcare providers

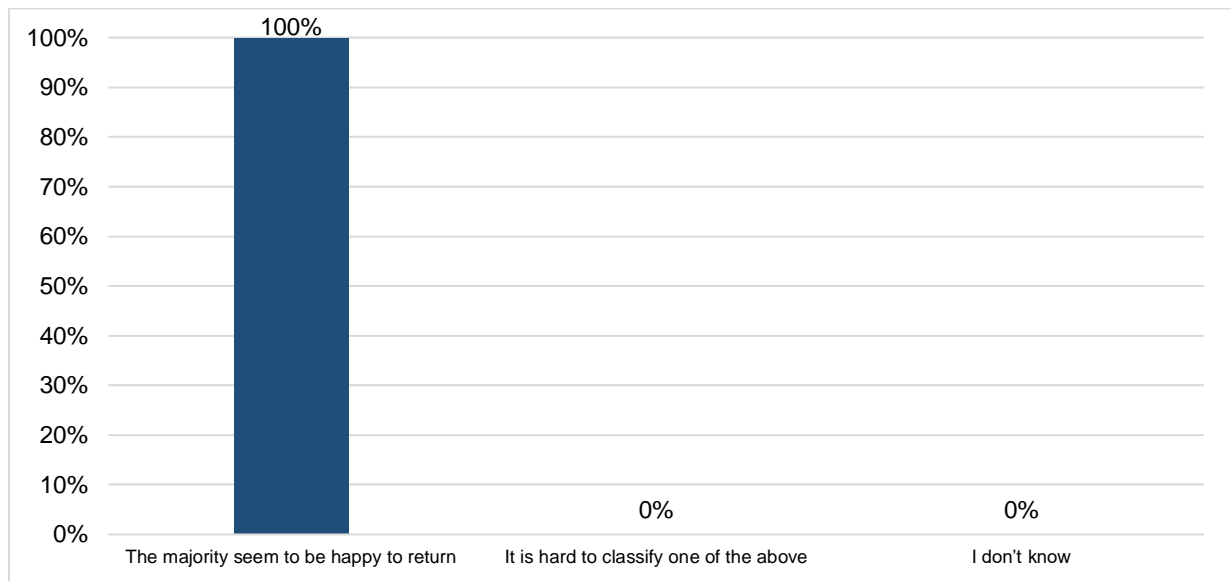
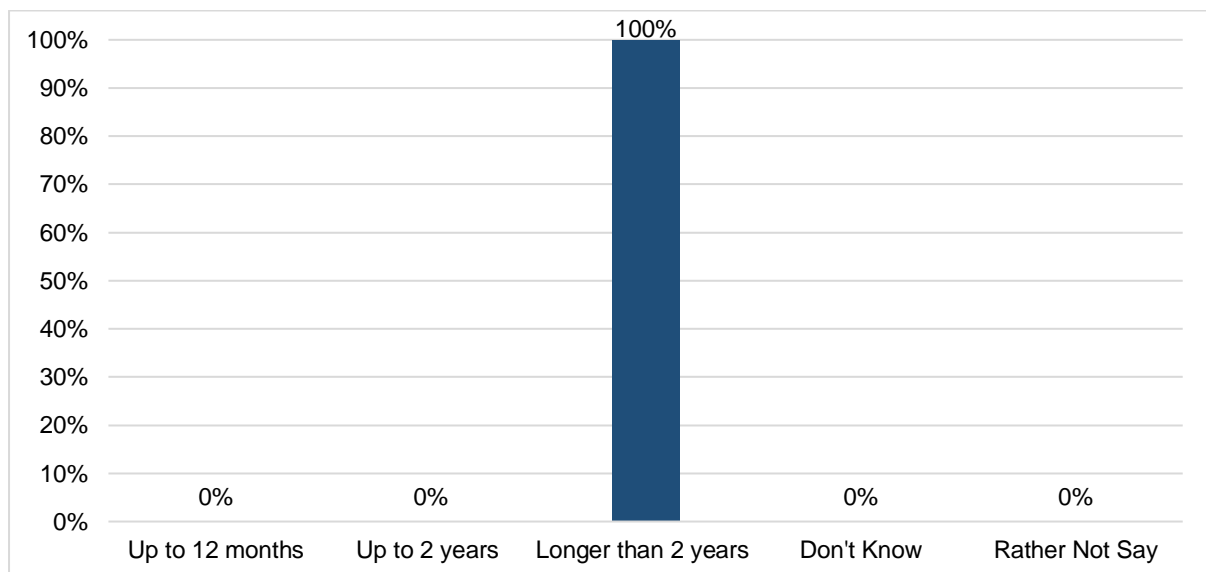


Image D - length of time childcare providers stated that they expected to be providing childcare for



SEND

66% of setting-based early years childcare and out of school childcare providers stated that they had at least one team member with a SEND-themed qualification.

Repeated examples of qualifications stated were:

- A trained SENCO
- Staff member(s) with Autism training/qualification

Image E - Numbers of enquiries that responding childcare providers stated that they received in each calendar year from a carer of a child with SEND

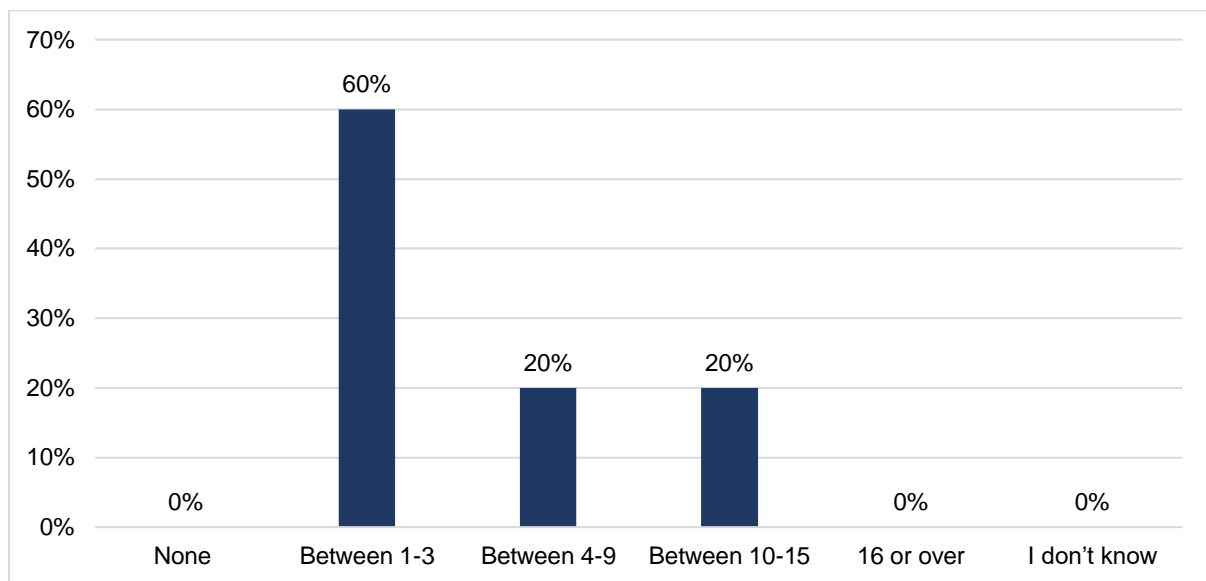
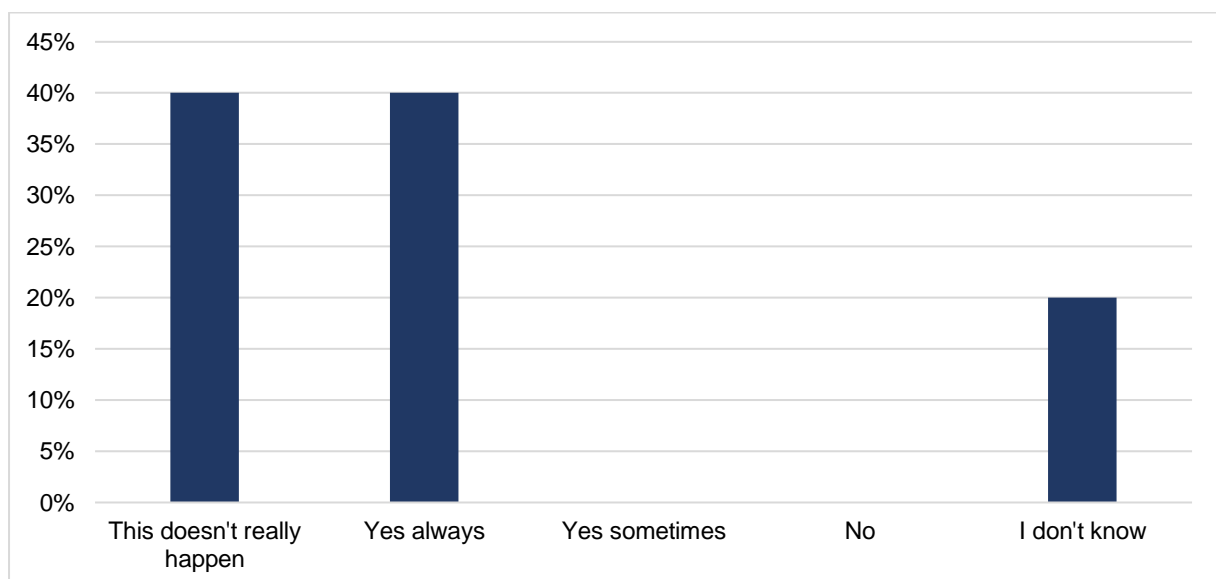


Image F - frequency with which childcare providers stated that they refer a family to another childcare provider if they cannot not take a SEND child for any reason



80% of Macclesfield Rural Schools Planning Area-based early years childcare settings/providers and out of school childcare providers stated that they were still noticing some ongoing effects of COVID-19 on the development, behavior or demeanor of certain children.

Ultimately, all setting-based (early years and out of school) childcare providers were requested to state, on a scale of 1 – 10, how **confident** they thought they were as a whole setting in supporting children/young people with SEND:

The average rating provided by early years childcare providers/setting was 8/10 – and thus it can be assumed that approximately 80% of early years providers are accessible to children with SEND in the Macclesfield Rural Schools Planning Area.

The average rating provided by out of school childcare providers/setting was 9/10 – and thus it can be assumed that approximately 90% of out of school providers are accessible to children with SEND in the Macclesfield Rural Schools Planning Area.

Role of Cheshire East Council

Finally, all childcare providers were invited to state the types of further and continued support that they would appreciate from the local authority. The most frequent requests were:

1. Support with sourcing training on SEND
2. Faster (face-to-face) SEND referral visits / observations / assessments
3. Support with sourcing training which is now (like pre-COVID) face-to-face

Perspective of Parents and Carers resident in the Macclesfield Rural Schools Planning Area

Background of respondents

1% of the respondents to the summer 2022 Cheshire East Council Childcare Parental Demand survey were resident in the Macclesfield Rural Schools Planning Area.

All responding parents and carers across all of the Schools Planning Areas were invited to state what term best described their current circumstances aligned to their **employment status**. The most frequent stated circumstance of responding parents was in full-time employment/self-employment (30 hours + per week) (33%), and with an equal frequency: I am a full-time parent/carers and not working or studying (also 33%).

All responding parents and carers responding from the Macclesfield Rural Schools Planning Area were invited to state their annual family income bracket (before tax).

Table 12 - Incidence of gross household income per year (before deductions/tax)

Annual household income	Percentage of relevant responding Macclesfield Rural locality parents/carers	Most frequently stated type of formal childcare accessed during term-time
Up to £16,190	0	n/a
£16,190 - £29,999	33%	Day Nursery
£30,000 - £54,999	33%	After School Club
£55,000 - £99,999	0	n/a
£100,000 or above	33%	After School Club
I don't know	0	n/a
I would rather not say	0	n/a
Did not say	0	n/a

Feedback from carers of children and young people with SEND

0 responding parents, i.e. carers, who were resident in the Macclesfield Rural Schools Planning Area stated that they were caring for/raising at least one child with SEND or a long-term illness.

Usage of Formal and Informal Childcare

Table 13 - Most frequent type(s) of formal childcare evidently accessed within the Macclesfield Rural Schools Planning Area

Schools Planning Area	Most frequent type of formal childcare evidently accessed by responding parents	Second most frequent type of formal childcare evidently accessed by responding parents	Third most frequent type of formal childcare evidently accessed by responding parents
Macclesfield Rural	After School Club (70%)	Day Nursery (67%)	Holiday Playscheme (30%)

The type of *informal* childcare responding parents/carers had evidently used for any of the children in their household at some point in 2022, was just me and/or a partner (70%) followed in frequency by grandparents (67%).

- 33% of responding parents from the Macclesfield Rural Schools Planning Area stated that they were: **accessing formal childcare only**
- 0 responding parents from the Macclesfield Rural Schools Planning Area stated that they were: **accessing informal childcare only**
- 67% of responding parents from the Macclesfield Rural Schools Planning Area stated that they were: **accessing formal and informal childcare**

Table 14 - Average number of hours (relevant) responding parents stated that they were accessing formal childcare for on a typical weekday in 2022 during term-time

Schools Planning Area	Average number of hours on a typical week day formal childcare was being accessed for – by relevant parents, during term time	Most frequent number of hours on a typical week day formal childcare was being accessed for – by relevant parents, during term time
Macclesfield Rural	5	5

Table 15 - Weekdays which responding parents were evidently most frequently accessing formal childcare during: (a) school term-times and; (b) school holiday-times

Schools Planning Area	Most frequent weekday – during term-times	Most frequent weekday – during holiday times
Macclesfield South	Tuesday	Monday, Tuesday and Wednesday with an equal frequency

Table 16 - Average monthly amounts that relevant responding parents spent on formal childcare during: (a) term-time and: (b) school holiday-times

Schools Planning Area	Average monthly expenditure on formal childcare – term-time	Average monthly expenditure on formal childcare – holiday-time
Macclesfield Rural	£348.75	£360.00

All responding parents and carers were invited to state any types of *formal* childcare that they would like to access in the near future, which they were not accessing in summer 2022?:

Table 17 - Most frequent type(s) of formal childcare envisaged for future use

Schools Planning Area	Most frequent type of formal childcare evidently envisaged will be accessed in the future	Second most frequent type of formal childcare evidently envisaged will be accessed in the future	Third most frequent type of formal childcare evidently envisaged will be accessed in the future
Macclesfield Rural	Day Nursery	Nursery Class	Childminder

Funded Childcare

0 responding Macclesfield Rural Schools Planning Area-resident, parents/carers stated that they had a child aged 2 years.

However, 75% of responding parents/carers stated that they had a child aged 3 and/or 4 years. 0 such parents/carers subsequently stated that they were currently accessing the universal 15 hours free entitlement for 3 and 4 year olds, and 50% of such parents/carers stated that they were currently accessing the extended 30 hours childcare offer - and these parents stated that this has had been very easy to access. Another parent who had a 4 year old outlined their belief that:

“We’re not entitled to free childcare due to our earnings level, which is unfair as two couples who earn ‘99k’ are, but one parent over ‘100k’ is not eligible”.

Childcare and COVID-19

All Macclesfield Rural Schools Planning Area-resident parents of pre-school aged children were invited to state whether they had any concerns about their relevant child(ren)’s early development, including their early years education, as a direct result of the COVID-19 pandemic?

67% of relevant parents stated Yes and the most frequent type of concern was aligned to speech and language delays.

Barriers to accessing childcare

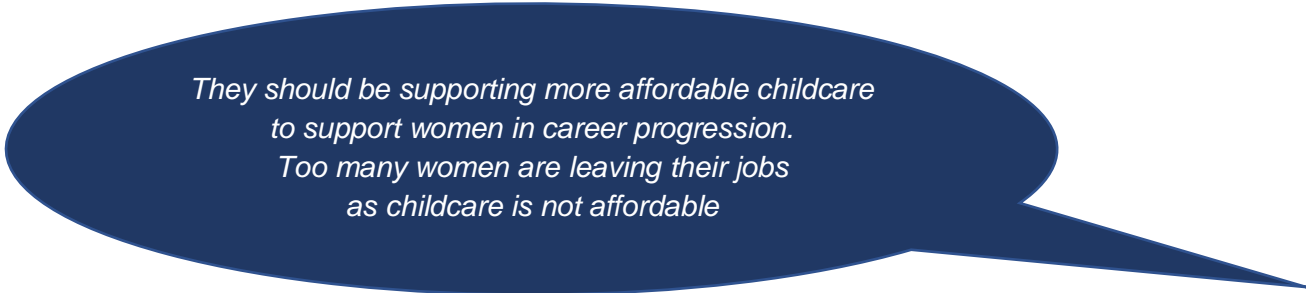
All Macclesfield Rural Schools Planning Area-resident parents were invited to state whether – at some point in time – they had accessed specific barriers to accessing childcare:

Two barrier types were repeated by 75% of responding parents:

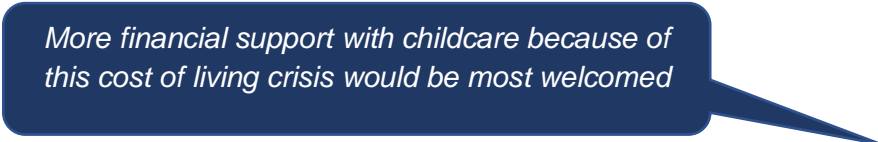
1. I could not/cannot afford the childcare that I require
2. I had doubts about the quality of provision

Childcare and Cheshire East Council

All Macclesfield Rural Schools Planning Area-resident parents were invited to state whether there was anything that Cheshire East Council should be doing in terms of supporting parents and carers with childcare, in 2022. The most frequent type of feedback aligned to national themes – and included:



They should be supporting more affordable childcare to support women in career progression. Too many women are leaving their jobs as childcare is not affordable



More financial support with childcare because of this cost of living crisis would be most welcomed

Finally, all parents were invited to state whether they were aware of the existence of Cheshire East Family Information Service. For those who responded to this question: 100% stated that they were not.