

Knutsford Village

Future demand for early years childcare places and out of school childcare places will in all probability be met by existing provision over the five years - moving toward 2027. However this sufficiency situation will require monitoring.

Existing providers may need to prepare for an increase in demand.

Summary Conclusion

Theme	Status	Supporting Evidence												
Is there an estimated additional forthcoming demand – up to 2027 – for 0-4 years early years childcare places in the Knutsford Village Schools Planning Area?	Yes	Local Authority calculations indicate that 3 new early years childcare place for 0-4 years would be required to maintain the 2022 sufficiency ratio.												
Is there an estimated additional forthcoming demand – up to 2027 – for 0-4 years out of school childcare places in the Knutsford Village Schools Planning Area?	Yes	Local Authority calculations indicate that 10 new out of school childcare place (including actual school-based) for 5-11 year olds would be required to maintain the 2022 sufficiency ratio.												
Are there any childcare providers with an evident intention (in summer 2022) to expand located in the Knutsford Village Planning Area?	No	<table border="1"> <thead> <tr> <th>Type of Provider</th> <th>Percentage of providers with intention to increase capacity ...</th> <th>Combined number of places...</th> </tr> </thead> <tbody> <tr> <td>Early Years Childcare Provider/Setting</td> <td>0</td> <td>n/a</td> </tr> <tr> <td>Out of School Childcare Provider</td> <td>0</td> <td>n/a</td> </tr> <tr> <td>Registered Childminder</td> <td>0</td> <td>n/a</td> </tr> </tbody> </table>	Type of Provider	Percentage of providers with intention to increase capacity ...	Combined number of places...	Early Years Childcare Provider/Setting	0	n/a	Out of School Childcare Provider	0	n/a	Registered Childminder	0	n/a
Type of Provider	Percentage of providers with intention to increase capacity ...	Combined number of places...												
Early Years Childcare Provider/Setting	0	n/a												
Out of School Childcare Provider	0	n/a												
Registered Childminder	0	n/a												
In terms of occupancy, what is there a greater incidence of? a) Waiting Lists b) Vacancies among childcare providers located in the Knutsford Village Planning Area in summer 2022?	Waiting Lists/ Vacancies	<p>25% of all relevant providers stated that they had seen a waiting increase in size since summer 2021</p> <p>None of the relevant providers stated that they had seen a waiting list decrease in size since summer 2021</p>												
Is sustainability of existing childcare providers a risk factor in the Knutsford Village Schools Planning Area as of summer 2022. (with 'risk' being denoted as greater than 30% of childcare providers stating they had sustainability concerns in summer 2022).	Yes	<p>44% of early years childcare providers/settings situated in the Knutsford Village Schools Planning Area stated that they were experiencing ongoing sustainability issues as a result of COVID-19 – and repeated themes were:</p> <ol style="list-style-type: none"> 1. Recruitment of staff creating sustainability challenges 2. Inability to physically expand in current space 												
Are there any evident plans by the Local Authority to develop new school places in the Knutsford Village Schools Planning Area – as of summer 2022?	Yes	For Adelaide Heath Academy to expand to offer a further 20 places will be offered to children who have SEMH needs by summer term 2023.												

The **Knutsford Village Schools Planning Area** is located in the north west area of the Cheshire East locality.

There are two new housing developments planned for construction and eventual occupation up to 2027, which will yield approximately 250 new dwellings within the Knutsford Village locality. Source: Cheshire East Council 2022

Table 1 - resident number of children/young people and the potential additional population up to 2027 created by new housing developments Source: Office of National Statistics 2021

Relevant School Planning Area wards = Knutsford ward Mobberley ward	Number of resident children/young people in Schools Planning Area in 2020	The ONS 2021 forecast percentage increase in cohort population by 2027	Potential future additional population by 2027 for Schools Planning Area - by school cohort - when the new forthcoming 250 dwellings are factored-in – aligned to Cheshire East Council new yield formulas: For 0-4 years = 13 children per 100 dwelling For 5-11 years = 19 children per 100 dwelling For 12-18 years = 15 children per 100 dwelling		Estimated population at 2027 (ONS forecast + yield from new dwellings)	Population increase / decrease 2020 to 2027
0-2 years	364	No change	For:	+32	779	+4 (+0.5%)
3-4 years	411	-6.9%	0-4 years			
Total 0-4 years	775					
5-7 years	600	-5.8%	For:	+48	1,459	+13 (+0.9%)
8-11 years	846	No change	5-11 years			
Total 5-11 years	1,446					
12-18 years	1,421	+5%	For:	+38	1,530	+109 (+7.7%)
			12-18 years			
Total 0-18 years	3,642	<0.5%		+118	3,768	+126 (+3.4%)

Supply and Provision dynamics

Providers located in the Knutsford Village Schools Planning Area

The following **early years childcare settings/providers** are located in the Schools Planning Area

- Knutsford Day Nursery Limited
- Mere Nature Kindergarten
- Poppies Day Nursery and Nursery School
- Kids Allowed Knutsford
- Yorston Lodge School
- Mobberley Pre-School Playgroup
- St. Vincents Pre-School
- Egerton Pre-School
- Manor Park Primary Academy and Nursery

- Bexten Primary School

These ten providers account for a combined total of 575 registered places.

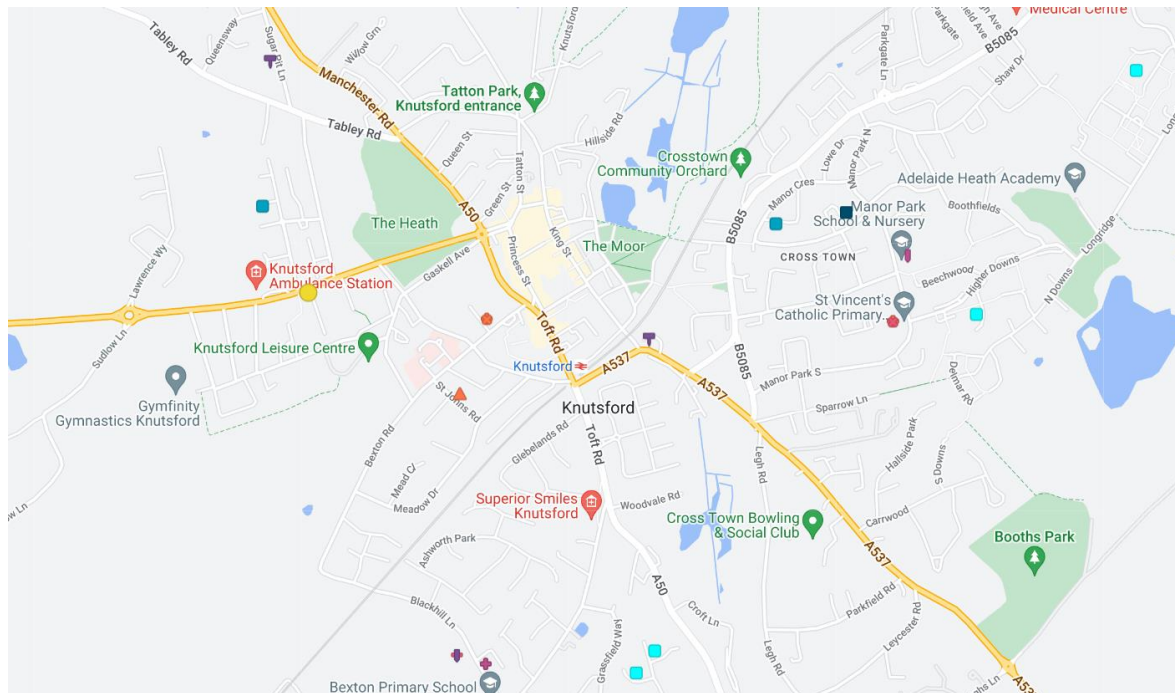
The following **out of school childcare providers** are located in the Schools Planning Area

- St. Vincents Pre-School Playgroup After School Club
- Bexton Primary School After School Club, Before School Club and Holiday Playscheme
- Egerton Primary School After School Club and Before School Club
- Mobberley CofE Primary School After School Club and Before School Club
- St. Vincent's Catholic Primary School Holiday Playscheme

These five providers account for a combined total of 381 registered places.

Additionally, nine **registered childminders** are resident in the Schools Planning Area and they are accounting for a combined total of 76 registered places.

Image A below indicates the location and relative size of forthcoming new housing developments in relation to the current provision of early years and childcare situated in this geographical area



Key – childcare types and size / approved and under construction new housing developments and size

Academy Nursery		0-20 places		Denotes development	Development Size	Denotes development	Development Size
Day Nursery		21-30 places			0-99 new dwellings		200-499 new dwellings
Maintained or Independent School		31-40 places			100-199 new dwellings		500 new dwellings +
Out of School Club		41-50 places					
Pre-School Playgroup		51-75 places					
State Funded Nursery		76-100 places					
Childminder		101-200 places					
		0-5 places					
		6-10 places					
		11-15 places					

Feedback from a summer 2022 consultation with early years and childcare providers that are situated in the Schools Planning Area is outlined below on pages 5-12.

Occupancy Dynamics in summer 2022

Table 2 - the incidence of: (a) waiting lists and (b) vacant places at Knutsford Village Schools Planning Area-based providers in summer 2022

Type of Provider	Percentage stating they had a waiting list in summer 2022	Percentage stating they had vacant places in summer 2022
Early Years Childcare Provider/Setting	11%	(also) 11%
Out of School Childcare Provider	n/a	50%
Registered Childminder	50%	67%

- 0 of all relevant providers stated that they had seen a waiting list decrease in size since summer 2021
- 25% of all relevant providers stated that they had seen a waiting increase in size since summer 2021
- For Knutsford Village Schools Planning Area-based early years childcare providers/settings, the age group that accounted for the highest incidence of vacant places was 0-12 months

Ultimately, aligned to the period: May 2021 – May 2022:

- 25% of Knutsford Village Schools Planning Area-based childcare providers stated: Our occupancy has *decreased*
- 56% of Knutsford Village Schools Planning Area-based childcare providers stated: Our occupancy has *increased*

Fees

Table 3 - average fees charged by Knutsford Village Schools Planning Area-based childcare providers

Type of Provider	Average hourly fee	Average sessional fee
Early Years Childcare Provider/Setting	£5.85	
Out of School Childcare Provider		£7.75
Registered Childminder	£5.21	

Hours

Table 4 - average opening and closing times for childcare providers located in the Knutsford Village Planning Area

Type of Provider	Average opening/start time	Average close/finish time
Early Years Childcare Provider/Setting	08:04	16:55
After School Club	15:08	18:00
Registered Childminder	07:27	17:56

Demand

Table 5 presents:

- (a) an indication of the existing level of sufficiency in the Knutsford Village Schools Planning Area-based aligned to the three types of formal childcare provision: 1/ early years childcare settings; 2/ registered childminders and; 3/ out of school childcare providers
- (b) an indication about the extent to which forthcoming new housing developments (see Table 1) will alter the sufficiency landscape once all planned developments and new houses are constructed and occupied

Table 5 - assessment of how new housing developments will change numbers of resident children and potential demand for childcare

Age Cohort	Existing number of childcare places in the Schools Planning Area in summer 2022		Population of cohort wards in locality in 2022	Childcare places available per child	Estimated population 2027	Estimated demand for places 2027
0-4 years	Number of places with: (a) Early years childcare providers	575	775	For early years childcare providers = 0.742	779	578 (+3)
	(b) Registered childminders	76		For registered childminders = 0.098		76 (0)
	Total Reg. Supply	651				654 (+3)
5-11 years	Number of places with: (a) Out of school childcare providers (inc. actual school-based)	381	1,446	For out of school childcare providers = 0.263	1,479	390 (+9)
	(b) Registered childminders	76		For registered childminders = 0.052		77 (+1)
	Total Reg. Supply	457				467 (+10)

Table 5 indicates that 13 new childcare places may be required by 2027:

- 3 new early years childcare places for 0-4 years would be required to maintain the 2022 sufficiency ratio.
- 10 new out of school childcare places for 5-11 year olds would be required to maintain the 2022 sufficiency ratio.

It can be noted as part of the response to the summer 2022 CSA structured interviews with childcare providers, that 0 childcare providers/settings that are located in the Knutsford Village Schools Planning Area stated an intention to develop new provision in the forthcoming two years.

Funded Childcare

Table 6 - Dynamics of provision in the Knutsford Village Schools Planning Area in summer 2022 as outlined by *responding* settings/childminders

Type of Responding Provider	Number of free entitlement for 2 year olds offered in Schools Planning Area	Evident number of vacant places in summer 2022	Number of universal 15 hours free entitlement for 3&4 year olds offered in Planning Area	Evident number of vacant place in summer 2022	Number of 30 hours childcare offer places for 3&4 year olds offered in Planning Area	Evident number of vacant place in summer 2022
Early Years Childcare Provider/Settings	80	6	183	10	128	1
Registered Childminders	6	2	6	2	7	1

Table 7 - assessments of how much higher or lower each type of relevant provider envisaged the demand for 15 hours free entitlement for 3&4 year old places would be, in summer 2023

Type of Provider	% stating significantly higher	% stating higher – but not significantly	% stating About the Same	% stating lower – but not significantly	% stating significantly lower	% stating Don't Know
Early Years Childcare Provider/Settings	0	33%	44%	0	0	22%
Registered Childminders	0	17%	33%	0	50%	0

Table 8 - assessments of how much higher or lower each type of relevant provider envisaged the demand for free entitlement for 2 year old places would be, in summer 2023

Type of Provider	% stating significantly higher	% stating higher – but not significantly	% stating About the Same	% stating lower – but not significantly	% stating significantly lower	% stating Don't Know
Early Years Childcare Provider/Settings	0	25%	38%	0	0%	38%
Registered Childminders	0	0	50%	0	50%	0

Table 9 - assessments of how much higher or lower each type of relevant provider envisaged the demand for 30 hours childcare places would be, in summer 2023

Type of Provider	% stating significantly higher	% stating higher – but not significantly	% stating About the Same	% stating lower – but not significantly	% stating significantly lower	% stating Don't Know
Early Years Childcare Provider/Settings	0	33%	44%	0	0%	22%
Registered Childminders	0	17%	33%	0	50%	0

Workforce, Recruitment and Retention

Table 10 - fundamental workforce details among setting-based providers in the Knutsford Village Schools Planning Area in summer 2022

Type of Provider	Average number of staff employed at settings in the Knutsford Village Planning Area	Percentage of settings stating that they had staff leave in the past 12 months	Percentage of settings stating that they were currently experiencing problems with recruitment and/or retention	Percentage of settings stating that they had training needs or gaps
Early Years Childcare Provider/Setting	15	44%	56%	22%
Out of School Childcare Provider	8	0	0	0

Repeated stated reasons for staff leaving settings *included*:

- Staff deciding to work in a different sector
- Decided that they wanted job closer to home
- Wanted a role with less hours

Stated posts/positions that evidently were aligned to recruitment or retention challenges/difficulties *included*:

- Qualified to Level 3
- Qualified Teacher

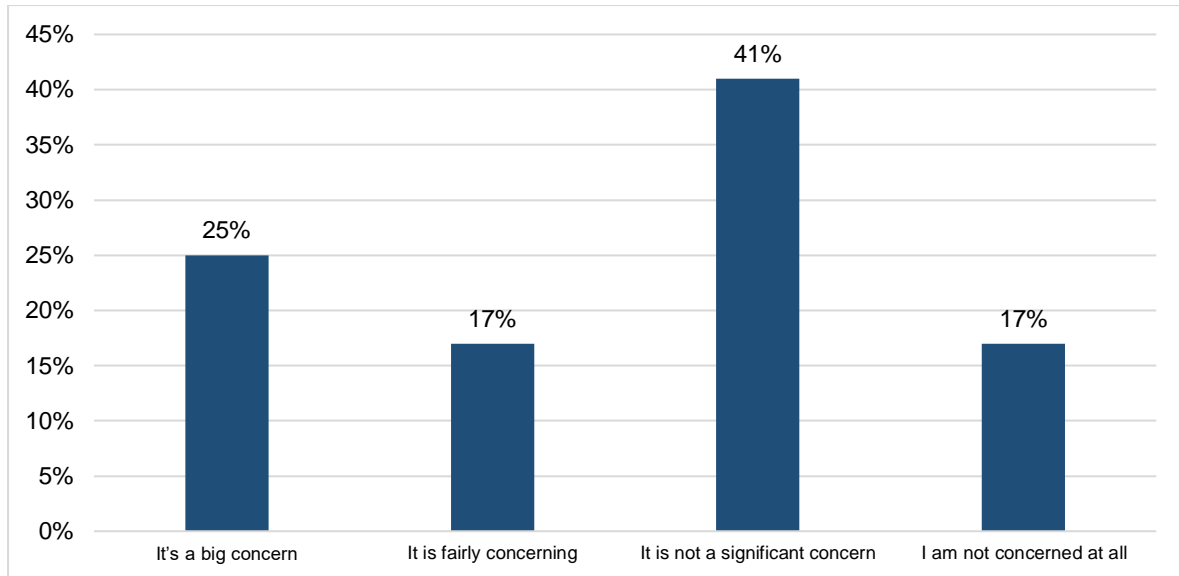
Stated training gaps/needs were:

- Safeguarding themed training

Additionally, 33% of registered childminders stated that they had a training gap/need and these *included*:

- (Also) safeguarding themed training
- Training that was accessible outside of 8am – 6pm weekdays

Image B - level of concern that setting-based childcare providers had about the theme of workforce recruitment and retention, including for the forthcoming period: summer 2022 – summer 2023



Sustainability

44% of early years childcare providers/settings situated in the Knutsford Village Schools Planning Area stated that they were experiencing **ongoing** sustainability issues as a result of COVID-19 – and repeated themes were:

1. Recruitment of staff creating sustainability challenges
2. Inability to physically expand in current space
3. Occupancy shortfalls

33% of out of school childcare providers situated in the Knutsford Village Schools Planning Area stated that they were experiencing ongoing sustainability issues as a result of COVID-19.

83% of registered childminders situated in the Knutsford Village Schools Planning Area stated that they were experiencing ongoing sustainability issues as a result of COVID-19 – and repeated themes were:

1. Concerns over finances...
2. Subsequent occupancy challenges

Image C - how parents/families were continuing to feel in terms of their child(ren) (re)attending childcare, according to Knutsford Village Schools Planning Area-based childcare providers

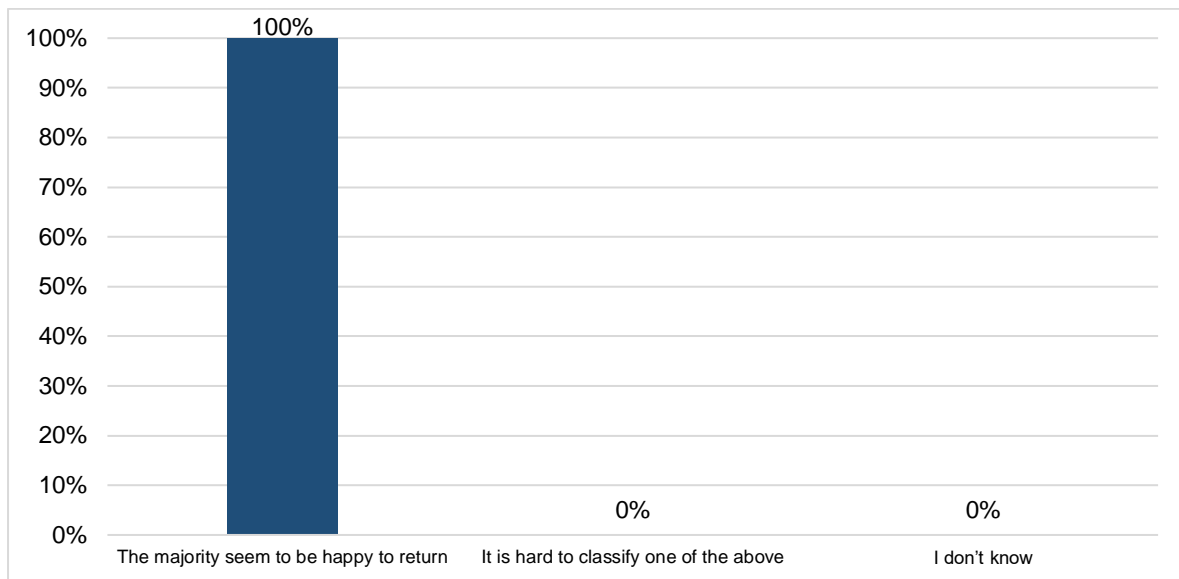
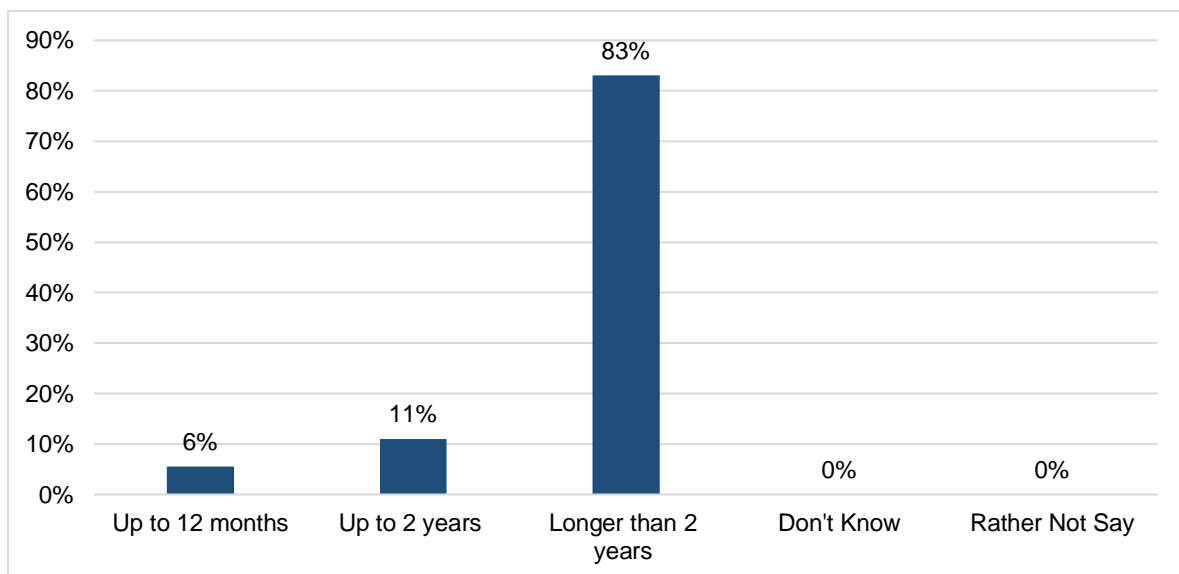


Image D - length of time childcare providers stated that they expected to be providing childcare for



SEND

42% of setting-based early years childcare and out of school childcare providers stated that they had at least one team member with a SEND-themed qualification.

Repeated examples of qualifications stated were:

- A trained SENCO
- Staff member(s) with Autism training/qualification
- SEMH-themed qualifications

Image E - Numbers of enquiries that responding childcare providers stated that they received in each calendar year from a carer of a child with SEND

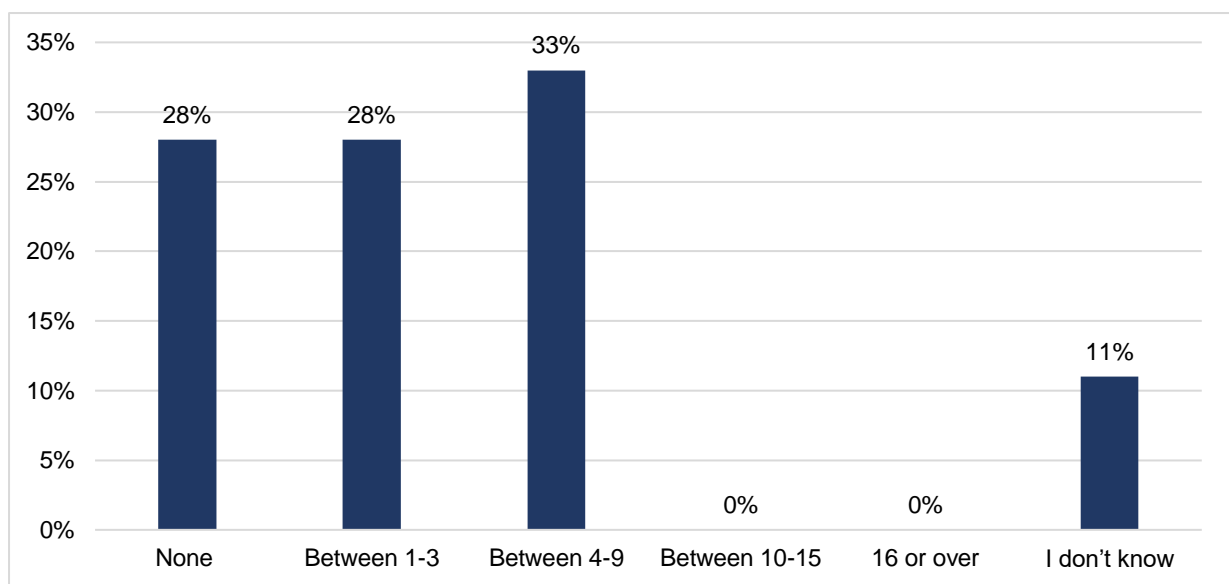
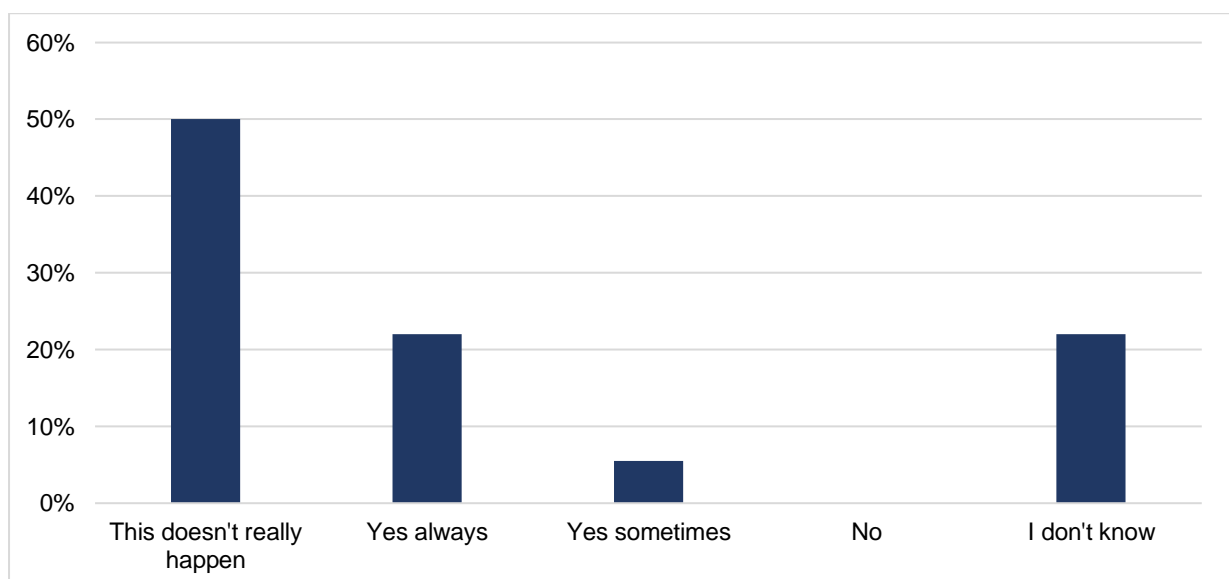


Image F - frequency with which childcare providers stated that they refer a family to another childcare provider if they cannot not take a SEND child for any reason



67% of Knutsford Village Schools Planning Area-based early years childcare settings/providers and out of school childcare providers stated that they were still noticing some ongoing effects of COVID-19 on the development, behavior or demeanor of certain children.

Correspondingly, 67% of Knutsford Village Planning Area-based registered childminders also stated that they were still noticing some ongoing effects of COVID-19 on the development, behavior or demeanor of certain children.

Ultimately, all setting-based (early years and out of school) childcare providers were requested to state, on a scale of 1 – 10, how **confident** they thought they were as a whole setting in supporting children/young people with SEND:

The average rating provided by early years childcare providers/setting was 7.7/10 – and thus it can be assumed that approximately 77% of early years providers are accessible to children with SEND in the Knutsford Village Schools Planning Area.

The average rating provided by out of school childcare providers/setting was 9/10 – and thus it can be assumed that approximately 90% of out of school providers are accessible to children with SEND in the Knutsford Village Schools Planning Area.

Additionally, the average rating provided by registered childminders was 7.5/10 – and thus it can be assumed that approximately 75% of childminders are accessible to children with SEND in the Knutsford Village Schools Planning Area.

Role of Cheshire East Council

Finally, all childcare providers were invited to state the types of further and continued support that they would appreciate from the local authority. The most frequent requests were:

1. Support with meeting the needs of SEND children
2. Safeguarding courses and support
3. Continued updates on the new Early Years Foundation Stage
4. Continuation of “*very good*” training and information (courses, bulletins, newsletter and website).

Perspective of Parents and Carers resident in the Knutsford Village Schools Planning Area

Background of respondents

2% of the respondents to the summer 2022 Cheshire East Council Childcare Parental Demand survey were resident in the Knutsford Village Schools Planning Area.

All responding parents and carers across all of the Schools Planning Areas were invited to state what term best described their current circumstances aligned to their **employment status**. The most frequent stated circumstance of responding parents was in full-time employment/self-employment (30 hours + per week) (45%), followed in frequency by: full-time parent/carer and am not working or studying (18%).

All responding parents and carers responding from the Knutsford Village Schools Planning Area were invited to state their annual family income bracket (before tax).

Table 11 - Incidence of gross household income per year (before deductions/tax)

Annual household income	Percentage of relevant responding Knutsford Village locality parents/carers	Most frequently stated type of formal childcare accessed during term-time
Up to £16,190	9%	After School Club
£16,190 - £29,999	9%	n/a
£30,000 - £54,999	18%	After School Club
£55,000 - £99,999	28%	Pre-School/Playgroup
£100,000 or above	0	n/a
I don't know	9%	After School Club
I would rather not say	18%	Out of School Childcare
Did not say	9%	n/a

Feedback from carers of children and young people with SEND

0 responding parents, i.e. carers, who were resident in the Knutsford Village Schools Planning Area stated that they were caring for/raising at least one child with SEND or a long-term illness.

Usage of Formal and Informal Childcare

Table 12 - Most frequent type(s) of formal childcare evidently accessed within the Knutsford Village Schools Planning Area

Schools Planning Area	Most frequent type of formal childcare evidently accessed by responding parents	Second most frequent type of formal childcare evidently accessed by responding parents	Third most frequent type of formal childcare evidently accessed by responding parents
Knutsford Village	After School Club (36%)	Day Nursery (18%)	Pre-School/Playgroup (18%)

The type of *informal* childcare responding parents/carers had evidently used for any of the children in their household at some point in 2022, was just me and/or a partner (63%) followed in frequency by grandparents (54%).

- 18% of responding parents from the Knutsford Village Schools Planning Area stated that they were: **accessing formal childcare only**
- 36% of responding parents from the Knutsford Village Schools Planning Area stated that they were: **accessing informal childcare only**
- 46% of responding parents from the Knutsford Village Schools Planning Area stated that they were: **accessing formal and informal childcare**

Table 13 - Average number of hours (relevant) responding parents stated that they were accessing **formal** childcare for on a typical weekday in 2022 during term-time

Schools Planning Area	Average number of hours on a typical week day formal childcare was being accessed for – by relevant parents, during term time	Most frequent number of hours on a typical week day formal childcare was being accessed for – by relevant parents, during term time
Knutsford Village	5 hours 30 minutes	1

Table 14 - Weekdays which responding parents were evidently most frequently accessing formal childcare during: (a) school term-times and; (b) school holiday-times

Schools Planning Area	Most frequent weekday – during term-times	Most frequent weekday – during holiday times
Knutsford Village	Monday	Ad hoc days

Table 15 - Average monthly amounts that relevant responding parents spent on formal childcare during: (a) term-time and: (b) school holiday-times

Schools Planning Area	Average monthly expenditure on formal childcare – term-time	Average monthly expenditure on formal childcare – holiday-time
Knutsford Village	£163	£650

All responding parents and carers were invited to state any types of *formal* childcare that they would like to access in the near future, which they were not accessing in summer 2022?:

Table 16 - Most frequent type(s) of formal childcare envisaged for future use

Schools Planning Area	Most frequent type of formal childcare evidently envisaged will be accessed in the future	Second most frequent type of formal childcare evidently envisaged will be accessed in the future
Knutsford Village	Holiday Playscheme	After School Club

The three most frequent themes and assurances that such relevant parents/carers stated that they would look for if they were to consider accessing formal childcare at some point in the future were – in order of frequency:

1. For it to be close to my home
2. For it to be affordable
3. Good quality

Funded Childcare

0 responding Knutsford Village Schools Planning Area-resident, parents/carers stated that they had a child aged 2 years.

18% of responding parents/carers stated that they had a child aged 3 and/or 4 years. 0 such parents/carers subsequently stated that they were currently accessing the universal 15 hours free entitlement for 3 and 4 year olds and 50% of such parents/carers stated that they were currently accessing the extended 30 hours childcare offer.

Childcare and COVID-19

All Knutsford Village Schools Planning Area-resident parents of pre-school aged children were invited to state whether they had any concerns about their relevant child(ren)'s early development, including their early years education, as a direct result of the COVID-19 pandemic? – however 0 stated that they did continue to have such worries.

Barriers to accessing childcare

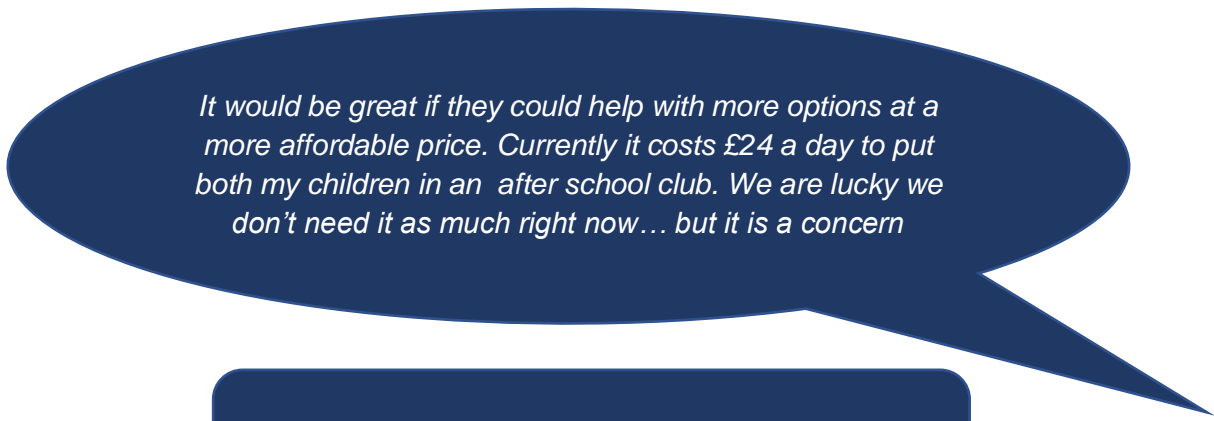
All Knutsford Village Schools Planning Area-resident parents were invited to state whether – at some point in time – they had experienced specific barriers to accessing childcare:

Three barrier types were repeated by 20% of responding parents:

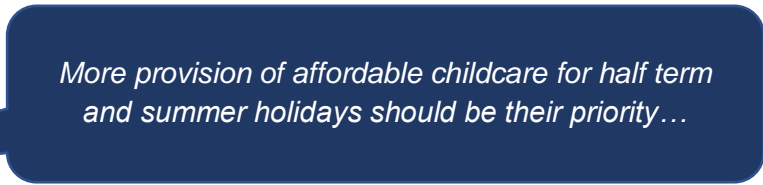
1. I could not/cannot find a space at a chosen childcare provider
2. I could not/cannot find a childcare provider to offer the times/hours that I need
3. I did not know where to find information about childcare

Childcare and Cheshire East Council

All Knutsford Village Schools Planning Area-resident parents were invited to state whether there was anything that Cheshire East Council should be doing in terms of supporting parents and carers with childcare, in 2022. The most frequent type of feedback aligned to the theme of affordability – for example:



It would be great if they could help with more options at a more affordable price. Currently it costs £24 a day to put both my children in an after school club. We are lucky we don't need it as much right now... but it is a concern



More provision of affordable childcare for half term and summer holidays should be their priority...

Finally, all parents were invited to state whether they were aware of the existence of Cheshire East Family Information Service. For those who responded to this question: 25% stated that they were – and 75% stated that they were not, or did not provide a specific response either way.