

## Haslington

Future demand for early years childcare places and out of school childcare places will in all probability be met by existing provision and forthcoming new provision over the five years - moving toward 2027.

## Summary Conclusion

Theme	Status	Supporting Evidence												
Is there an estimated additional forthcoming demand – up to 2027 – for 0-4 years early years childcare places in the Haslington Schools Planning Area?	No	Local Authority calculations indicate that 4 fewer early years childcare places for 0-4 years would be required to maintain the 2022 sufficiency ratio.												
Is there an estimated additional forthcoming demand – up to 2027 – for 0-4 years out of school childcare places in the Haslington Schools Planning Area?	No	Local Authority calculations indicate that 0 new out of school childcare places (including actual school-based) for 5-11 year olds would be required to maintain the 2022 sufficiency ratio.												
Are there any childcare providers with an evident intention (in summer 2022) to expand located in the Haslington Schools Planning Area?	No	<table border="1"> <thead> <tr> <th>Type of Provider</th> <th>Percentage of providers with intention to increase capacity...</th> <th>Combined number of additional places...</th> </tr> </thead> <tbody> <tr> <td>Early Years Childcare Provider/Setting</td> <td>0</td> <td>n/a</td> </tr> <tr> <td>Out of School Childcare Provider</td> <td>0</td> <td>n/a</td> </tr> <tr> <td>Registered Childminder</td> <td>0</td> <td>n/a</td> </tr> </tbody> </table>	Type of Provider	Percentage of providers with intention to increase capacity...	Combined number of additional places...	Early Years Childcare Provider/Setting	0	n/a	Out of School Childcare Provider	0	n/a	Registered Childminder	0	n/a
Type of Provider	Percentage of providers with intention to increase capacity...	Combined number of additional places...												
Early Years Childcare Provider/Setting	0	n/a												
Out of School Childcare Provider	0	n/a												
Registered Childminder	0	n/a												
In terms of occupancy, what is there a greater incidence of? a) Waiting Lists b) Vacancies  among childcare providers located in the Haslington Planning Area in summer 2022?	Waiting Lists/ Vacancies	<p><b>60% of all relevant providers stated that they had seen a waiting increase in size since summer 2021</b></p> <p>None of the relevant providers stated that they had seen a waiting list decrease in size since summer 2021</p>												
Is sustainability of existing childcare providers a risk factor in the Haslington Schools Planning Area as of summer 2022. (with 'risk' being denoted as greater than 30% of childcare providers stating they had sustainability concerns in summer 2022).	Yes	<p>50% of early years childcare providers/settings situated in the Haslington Schools Planning Area stated that they were experiencing <b>ongoing</b> sustainability issues as a result of COVID-19 – and repeated themes were:</p> <ol style="list-style-type: none"> <li>Concerns over staff absence</li> <li>Inability to physically expand in current space</li> </ol>												
Are there any evident plans by the Local Authority to develop new school places in the Haslington Schools Planning Area – as of summer 2022?	Yes	A proposal for Dingle Primary School to expand to offer 70 additional places for children from Reception to Year 6 from September 2024, taking the PAN from 50 to 60 per year group.												

The **Haslington Schools Planning Area** is located in the east central area of the Cheshire East locality.

There are three new housing developments planned for construction and eventual occupation up to 2027, which will yield approximately 52 new dwellings within the Haslington locality. Source: Cheshire East Council 2022

**Table 1 - resident number of children/young people and the potential additional population up to 2027 created by new housing developments** Source: Office of National Statistics 2021

Relevant School Planning Area wards = Haslington	Number of resident children/young people in Schools Planning Area in 2020	The ONS 2021 forecast percentage increase in cohort population by 2027	Potential future additional population by 2027 for Schools Planning Area - by school cohort - when the new forthcoming 52 dwellings are factored-in – aligned to Cheshire East Council new yield formulas: For 0-4 years = 13 children per 100 dwelling For 5-11 years = 19 children per 100 dwelling For 12-18 years = 15 children per 100 dwelling		Estimated population at 2027 (ONS forecast + yield from new dwellings)	Population increase / decrease 2020 to 2027
0-2 years	248	No change	For:	+7	425	-5 (-1%)
3-4 years	182	-6.9%	0-4 years			
<b>Total 0-4 years</b>	<b>430</b>					
5-7 years	233	-5.8%	For:	+10	582	-3 (<0.5%)
8-11 years	352	No change	5-11 years			
<b>Total 5-11 years</b>	<b>585</b>					
12-18 years	571	+5%	For:	+8	607	+36 (+6.3%)
<b>Total 0-18 years</b>	<b>1,586</b>	<0.5%		+25	1,607	+28 (+1.8%)

## Supply and Provision dynamics

### Providers located in the Haslington Schools Planning Area

The following **early years childcare settings/providers** are located in the Schools Planning Area

- Kids Planet Day Nurseries Limited – Haslington
- The Gosling Pre-School
- The Croft Pre-School
- Haslington Primary School

These four providers account for a combined total of 178 registered places.

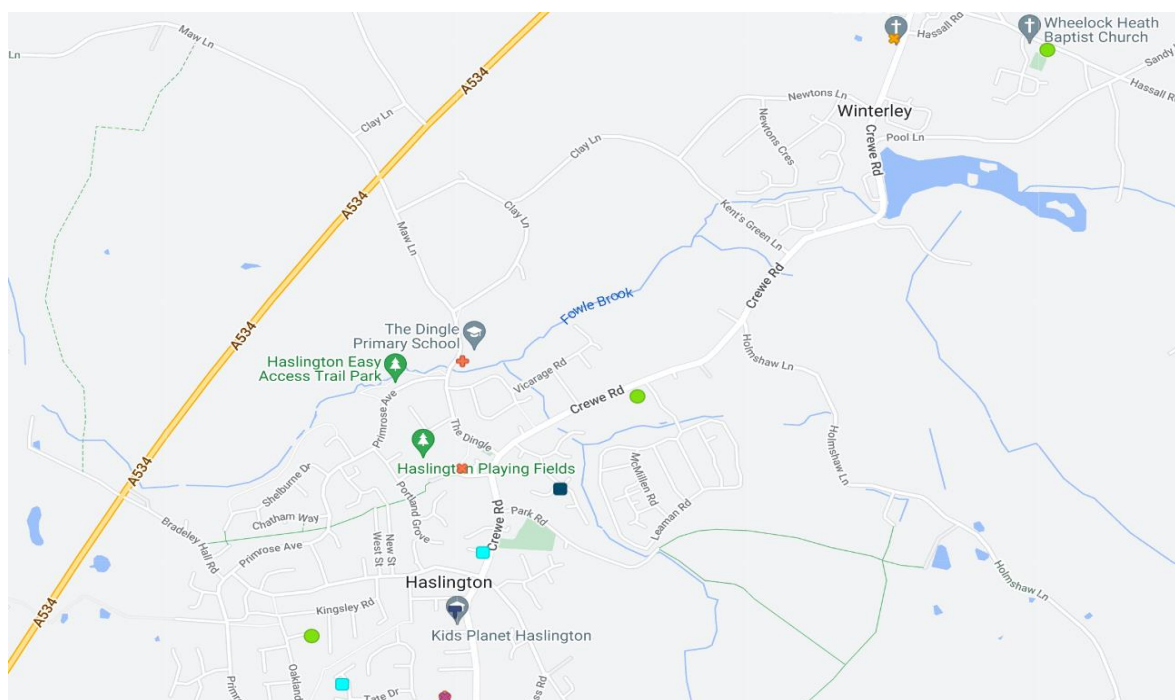
The following two **out of school childcare providers** are located in the Schools Planning Area

- Time Out After School Club
- The Dingle Primary School After School and Breakfast Club

These two providers account for a total of 92 registered places.

Additionally, three **registered childminders** are resident in the Schools Planning Area and they are accounting for a combined total of 29 registered places.

Image A below indicates the location and relative size of recently forthcoming new housing developments in relation to the current provision of early years and childcare situated in this geographical area



Key – childcare types and size / approved and under construction new housing developments and size

Academy Nursery		0-20 places		Denotes development	Development Size	Denotes development	Development Size
Day Nursery		21-30 places			0-99 new dwellings		200-499 new dwellings
Maintained or Independent School		31-40 places			100-199 new dwellings		500 new dwellings +
Out of School Club		41-50 places					
Pre-School Playgroup		51-75 places					
State Funded Nursery		76-100 places					
Childminder		101-200 places					
		0-5 places					
		6-10 places					
		11-15 places					

Feedback from a summer 2022 consultation with early years and childcare providers that are situated in the Schools Planning Area is outlined below on pages 4-11.

## Occupancy Dynamics in summer 2022

Table 2 - the incidence of: (a) waiting lists and (b) vacant places at Haslington Schools Planning Area-based providers in summer 2022

Type of Provider	Percentage stating they had a waiting list in summer 2022	Percentage stating they had vacant places in summer 2022
Early Years Childcare Provider/Setting	0	50%
Out of School Childcare Provider	n/a	100%
Registered Childminder	0	0

- For Haslington Schools Planning Area-based early years childcare providers/settings, the age group that accounted for the highest incidence of vacant places was 3 years, followed in frequency by 4 years

Ultimately, aligned to the period: May 2021 – May 2022:

- 0 of Haslington Schools Planning Area-based childcare providers stated: Our occupancy has *decreased*
- 60% of Haslington Schools Planning Area-based childcare providers stated: Our occupancy has *increased*

## Fees

Table 3 - average fees charged by Haslington Schools Planning Area-based childcare providers/settings

Type of Provider	Average hourly fee	Average sessional fee
Early Years Childcare Provider/Setting	£4.53	
After School Club		£9.50
Registered Childminder	£3.97	

## Hours

Table 4 - average opening and closing times for childcare providers located in the Haslington Planning Area

Type of Provider	Average opening/start time	Average close/finish time
Early Years Childcare Provider/Setting	09:05	15:00
After School Club	15:10	18:00
Registered Childminder	07:09	17:39

## Demand

Table 5 presents:

- (a) an indication of the existing level of sufficiency in the Haslington Schools Planning Area-based aligned to the three types of formal childcare provision: 1/ early years childcare settings; 2/ registered childminders and; 3/ out of school childcare providers.
- (b) an indication about the extent to which forthcoming new housing developments (see Table 1) will alter the sufficiency landscape once all planned developments and new houses are constructed and occupied.

Table 5 - assessment of how new housing developments will change numbers of resident children and potential demand for childcare

Age Cohort	Existing number of childcare places in the Schools Planning Area in summer 2022		Population of cohort wards in locality in 2022	Childcare places available per child	Estimated population 2027	Estimated demand for places 2027
0-4 years	Number of places with: (a) Early years childcare providers	178	430	For early years childcare providers = 0.413	425	175 (-3)
	(b) Registered childminders	29		For registered childminders = 0.067		28 (-1)
	<b>Total Reg. Supply</b>	<b>207</b>				203 (-4)
5-11 years	Number of places with: (a) Out of school childcare providers (inc. actual school-based)	92	585	For out of school childcare providers = 0.157	582	92 (0)
	(b) Registered childminders	29		For registered childminders = 0.049		29 (0)
	<b>Total Reg. Supply</b>	<b>121</b>				121 (0)

Table 5 indicates that 4 fewer childcare places may be required by 2027:

- 4 fewer early years childcare places for 0-4 years would be required to maintain the 2022 sufficiency ratio.
- 0 new out of school childcare places for (including actual school-based) 5-11 year olds would be required to maintain the 2022 sufficiency ratio.

As part of the response to the summer 2022 CSA structured interviews with childcare providers, 0 childcare providers/settings that are located in the Haslington Schools Planning Area stated an intention to develop new provision in the forthcoming two years.

## Funded Childcare

**Table 6 - Dynamics of provision in the Haslington Schools Planning Area in summer 2022 as outlined by *responding* settings/childminders**

Type of Responding Provider	Number of free entitlement for 2 year olds offered in Schools Planning Area	Evident number of vacant places in summer 2022	Number of universal 15 hours free entitlement for 3&4 year olds offered in Planning Area	Evident number of vacant place in summer 2022	Number of 30 hours childcare offer places for 3&4 year olds offered in Planning Area	Evident number of vacant place in summer 2022
Early Years Childcare Provider/Settings	4	0	13	4	16	4
Registered Childminders	0	0	2	0	7	0

**Table 7 - assessments of how much higher or lower each type of relevant provider envisaged the demand for 15 hours free entitlement for 3&4 year old places would be, in summer 2023**

Type of Provider	% stating significantly higher	% stating higher – but not significantly	% stating About the Same	% stating lower – but not significantly	% stating significantly lower	% stating Don't Know
Early Years Childcare Provider/Settings	0	50%	50%	0	0	0
Registered Childminders	0	0	100%	0	0	0

**Table 8 - assessments of how much higher or lower each type of relevant provider envisaged the demand for free entitlement for 2 year old places would be, in summer 2023**

Type of Provider	% stating significantly higher	% stating higher – but not significantly	% stating About the Same	% stating lower – but not significantly	% stating significantly lower	% stating Don't Know
Early Years Childcare Provider/Settings	0	0	50%	50%	0	0
Registered Childminders	0	0	100%	0	0	0

**Table 9 - assessments of how much higher or lower each type of relevant provider envisaged the demand for 30 hours childcare places would be, in summer 2023**

Type of Provider	% stating significantly higher	% stating higher – but not significantly	% stating About the Same	% stating lower – but not significantly	% stating significantly lower	% stating Don't Know
Early Years Childcare Provider/Settings	0	0	100%	0	0	0
Registered Childminders	0	0	100%	0	0	0

## Workforce, Recruitment and Retention

Table 10 - fundamental workforce details among setting-based providers in the Haslington Schools Planning Area in summer 2022

Type of Provider	Average number of staff employed at settings in the Haslington Planning Area	Percentage of settings stating that they had staff leave in the past 12 months	Percentage of settings stating that they were currently experiencing problems with recruitment and/or retention	Percentage of settings stating that they had training needs or gaps
Early Years Childcare Provider/Setting	6	50%	50%	50%
Out of School Childcare Provider	3	100%	100%	0%

Repeated stated reasons for staff leaving settings *included*:

- Staff deciding to work in a different sector
- Maternity leave

Stated posts/positions that evidently were aligned to recruitment or retention challenges/difficulties *included*:

- Bank staff
- Qualified Playworker

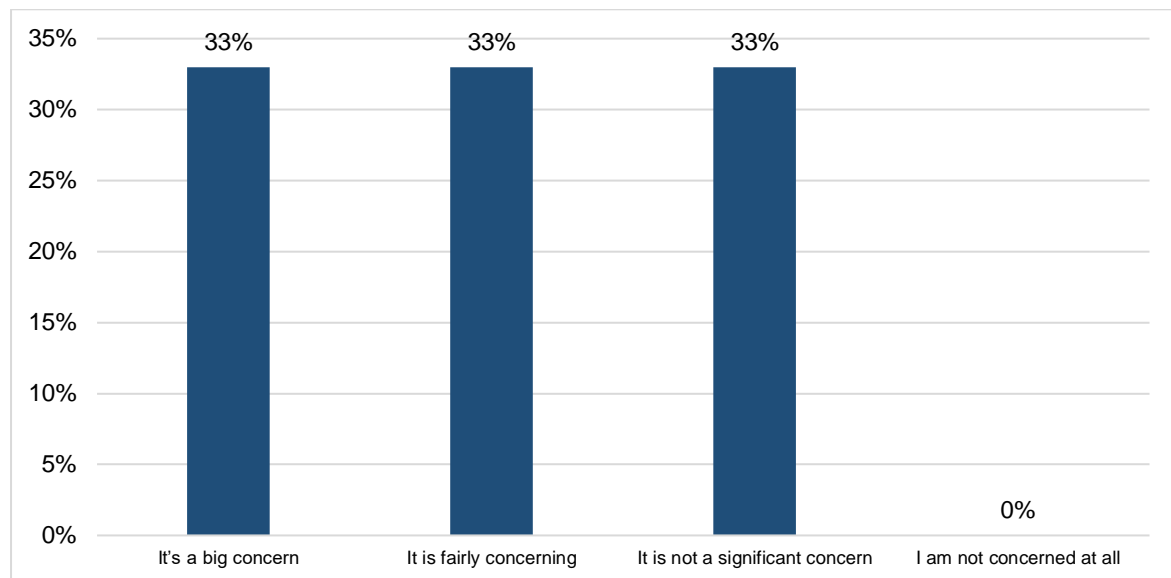
Stated training gaps/needs were:

- Training courses that are (more) affordable

Additionally, 100% of registered childminders stated that they had a training gap/need and these *included*:

- SEND themed training
- Training that was accessible outside of 8am – 6pm weekdays

Image B - level of concern that setting-based childcare providers had about the theme of workforce recruitment and retention, including for the forthcoming period: summer 2022 – summer 2023



## Sustainability

50% of early years childcare providers/settings situated in the Haslington Schools Planning Area stated that they were experiencing **ongoing** sustainability issues as a result of COVID-19 – and repeated themes were:

1. Concerns over staff absence
2. Inability to physical expand in current space

One out of school childcare providers situated in the Haslington Schools Planning Area stated that they were experiencing ongoing sustainability issues as a result of COVID-19, due to them experiencing challenges with the viability of a holiday playscheme.

Two registered childminders situated in the Haslington Schools Planning Area stated that they were experiencing ongoing sustainability issues as a result of COVID-19 – and in both cases this related to their concerns about the cost of living/operating as a business.



Image C - how parents/families were continuing to feel in terms of their child(ren) (re)attending childcare, according to Haslington Schools Planning Area-based childcare providers

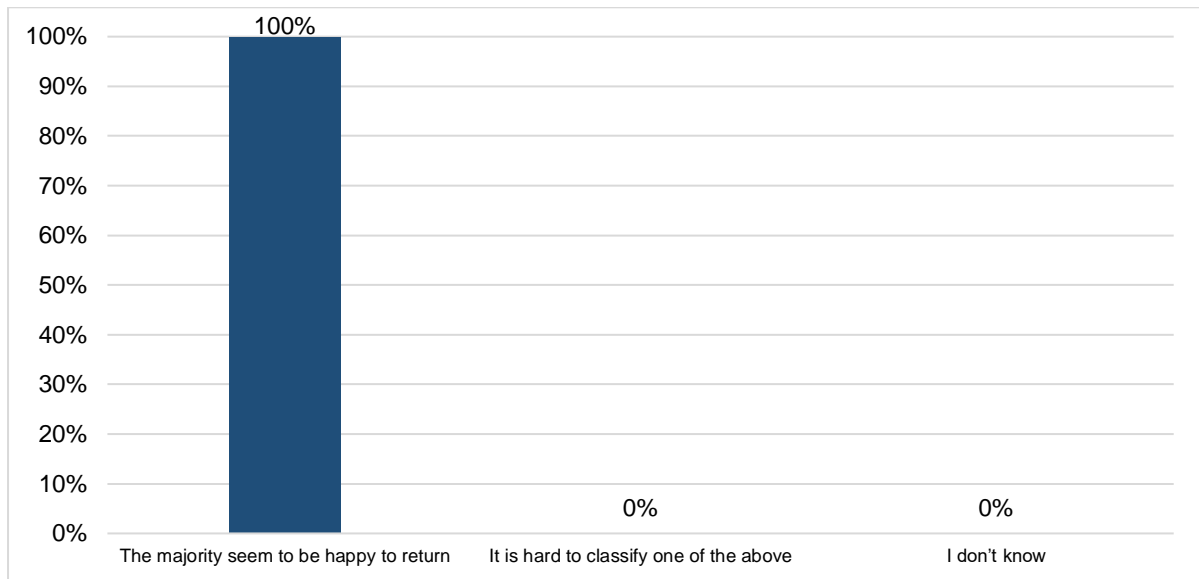
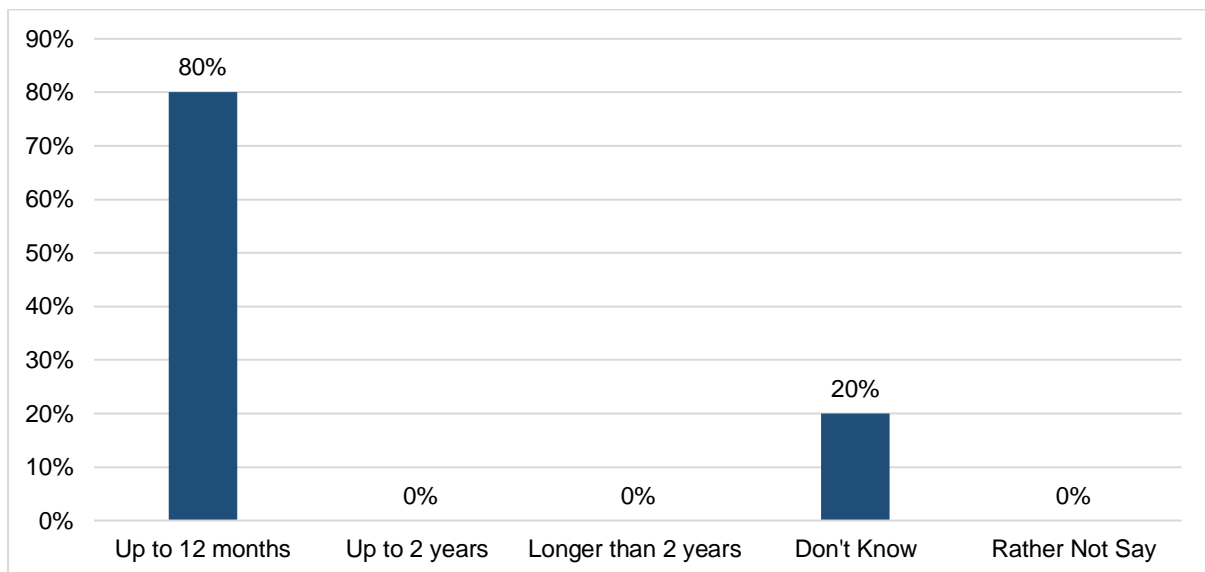


Image D - length of time childcare providers stated that they expected to be providing childcare for



## SEND

67% of setting-based early years childcare and out of school childcare providers stated that they had at least one team member with a SEND-themed qualification.

Repeated examples of qualifications stated were:

- Level 3 SEND qualification
- General SEND qualification

Image E - Numbers of enquiries that responding childcare providers stated that they received in each calendar year from a carer of a child with SEND

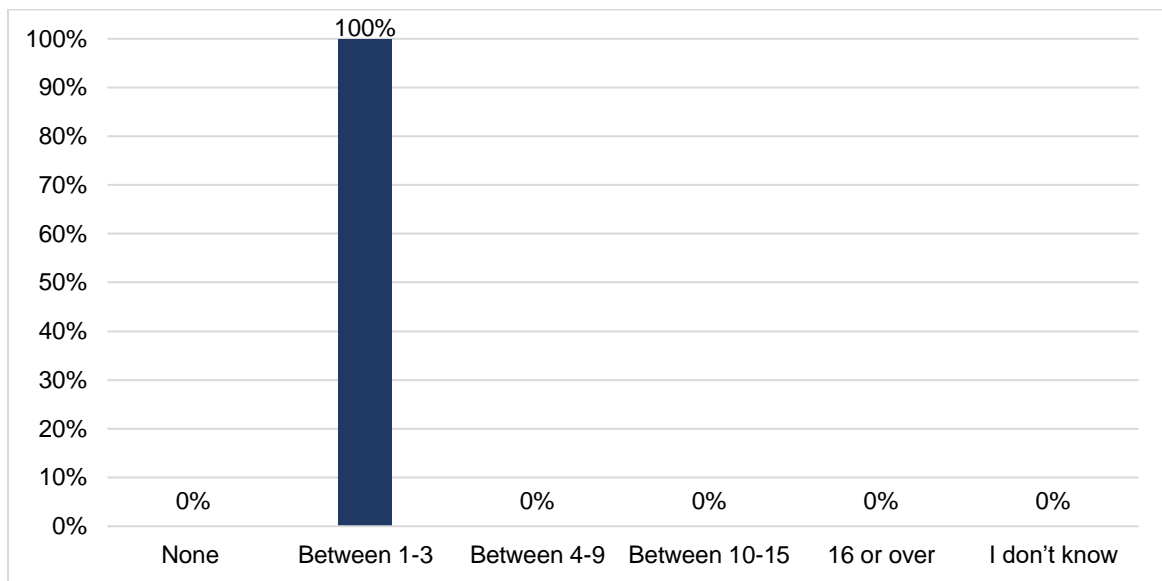
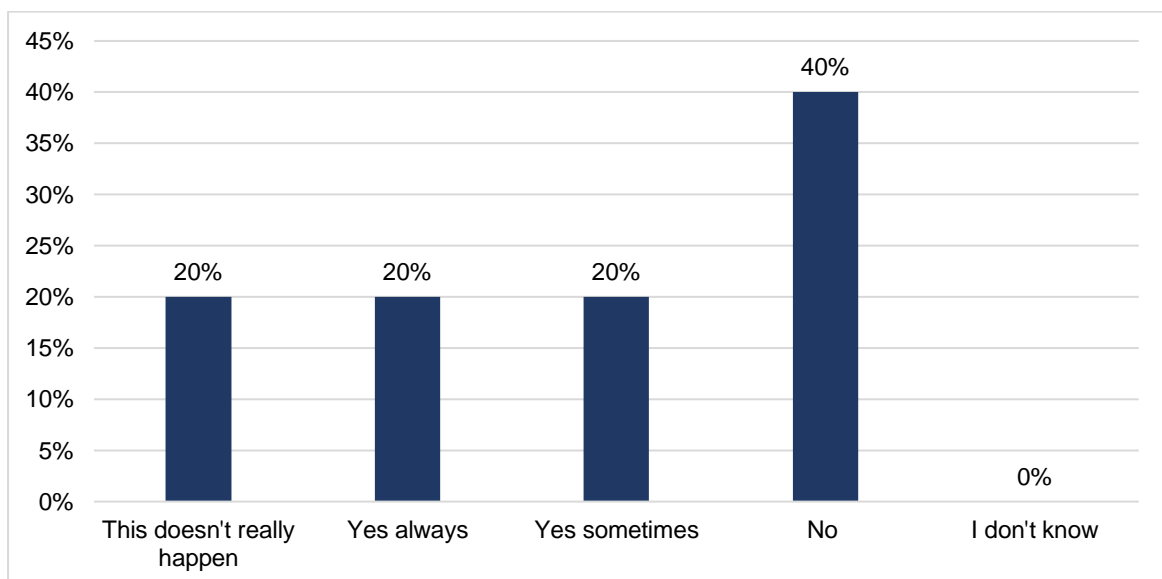


Image F - frequency with which childcare providers stated that they refer a family to another childcare provider if they cannot not take a SEND child for any reason



33% of Haslington Schools Planning Area-based early years childcare settings/providers and out of school childcare providers stated that they were still noticing some ongoing effects of COVID-19 on the development, behavior or demeanor of certain children.

Correspondingly, 0 Haslington Planning Area-based registered childminders stated that they were still noticing some ongoing effects of COVID-19 on the development, behavior or demeanor of certain children.

Ultimately, all setting-based (early years and out of school) childcare providers were requested to state, on a scale of 1 – 10, how **confident** they thought they were as a whole setting in supporting children/young people with SEND:

The average rating provided by early years childcare providers/setting was 8.5/10 – and thus it can be assumed that approximately 85% of early years providers are accessible to children with SEND in the insert Schools Planning Area.

The average rating provided by out of school childcare providers/setting was 9/10 – and thus it can be assumed that approximately 90% of out of school providers are accessible to children with SEND in the insert Schools Planning Area.

Additionally, the average rating provided by registered childminders was 8.5/10 – and thus it can be assumed that approximately 85% of childminders are accessible to children with SEND in the Haslington Schools Planning Area.

### Role of Cheshire East Council

Finally, all childcare providers were invited to state the types of further and continued support that they would appreciate from the local authority. The most frequent requests were:

1. Help with readiness and compliance for Ofsted inspections
2. Continued information on the availability of grants (funding) including to support SEND support
3. Continued updates on the new Early Years Foundation Stage

## Perspective of Parents and Carers resident in the Haslington Schools Planning Area

### Background of respondents

3% of the respondents to the summer 2022 Cheshire East Council Childcare Parental Demand survey were resident in the Haslington Schools Planning Area.

All responding parents and carers across all of the Schools Planning Areas were invited to state what term best described their current circumstances aligned to their **employment status**. The most frequent stated circumstance of responding parents was in full-time employment/self-employment (30 hours + per week) (72%).

All responding parents and carers responding from the Haslington Schools Planning Area were invited to state their annual family income bracket (before tax).

Table 11 - Incidence of gross household income per year (before deductions/tax)

Annual household income	Percentage of relevant responding Haslington locality parents/carers	Most frequently stated type of formal childcare accessed during term-time
Up to £16,190	9%	Pre-School/Playgroup
£16,190 - £29,999	0	n/a
£30,000 - £54,999	54%	Day Nursery
£55,000 - £99,999	9%	Day Nursery
£100,000 or above	9%	Day Nursery
I don't know	19%	Pre-School/Playgroup
I would rather not say	0	n/a
Did not say	0	n/a

### Feedback from carers of children and young people with SEND

27% of responding parents, i.e. carers, who were resident in the Haslington Schools Planning Area stated that they were caring for/raising at least one child with SEND or a long-term illness.

The most frequent SEND type stated was Moderate Learning Difficulties followed in frequency by Autistic Spectrum Disorder.

These relevant respondents were invited to describe any particular issue(s) they have experienced as a carer of a child with SEND in accessing childcare – and the most frequent was: Staff are not appropriately trained/qualified to support children with SEND.

## Usage of Formal and Informal Childcare

Table 12 - Most frequent type(s) of formal childcare evidently accessed within the Haslington Schools Planning Area

Schools Planning Area	Most frequent type of formal childcare evidently accessed by responding parents	Second most frequent type of formal childcare evidently accessed by responding parents	Third most frequent type of formal childcare evidently accessed by responding parents
Haslington	Day Nursery (45%)	Pre-School/Playgroup (40%)	Childminder (9%)

The type of *informal* childcare responding parents/carers had evidently used for any of the children in their household at some point in 2022, was grandparents (63%).

- 27% of responding parents from the Haslington Schools Planning Area stated that they were: **accessing formal childcare only**
- 10% of responding parents from the Haslington Schools Planning Area stated that they were: **accessing informal childcare only**
- 63% of responding parents from the Haslington Schools Planning Area stated that they were: **accessing formal and informal childcare**

Table 13 - Average number of hours (relevant) responding parents stated that they were accessing **formal** childcare for on a typical weekday in 2022 during term-time

Schools Planning Area	Average number of hours on a typical week day formal childcare was being accessed for – by relevant parents, during term time	Most frequent number of hours on a typical week day formal childcare was being accessed for – by relevant parents, during term time
Haslington	6 hours 27 minutes	6

Table 14 - Weekdays which responding parents were evidently most frequently accessing formal childcare during: (a) school term-times and; (b) school holiday-times

Schools Planning Area	Most frequent weekday – during term-times	Most frequent weekday – during holiday times
Haslington	Tuesday	Friday and Tuesday – with an equal frequency

Table 15 - Average monthly amounts that relevant responding parents spent on formal childcare during: (a) term-time and: (b) school holiday-times

Schools Planning Area	Average monthly expenditure on formal childcare – term-time	Average monthly expenditure on formal childcare – holiday-time
Haslington	£267	£515

All responding parents and carers were invited to state any types of *formal* childcare that they would like to access in the near future, which they were not accessing in summer 2022?:

Table 17 - Most frequent type(s) of formal childcare envisaged for future use

Schools Planning Area	Most frequent type of formal childcare evidently envisaged will be accessed in the future	Second most frequent type of formal childcare evidently envisaged will be accessed in the future	Third most frequent type of formal childcare evidently envisaged will be accessed in the future
Haslington	Holiday Playscheme	After School Club	Pre-School/ Playgroup

### Funded Childcare

27% of responding Haslington Schools Planning Area-resident, parents/carers stated that they had a child aged 2 years. However, 0 such parents/carers subsequently stated that they were currently accessing the free entitlement for 2 year olds.

Additionally, 63% of responding parents/carers stated that they had a child aged 3 and/or 4 years and 57% of such parents/carers subsequently stated that they were currently accessing the universal 15 hours free entitlement for 3 and 4 year olds.

43% of such parents/carers subsequently stated that they were currently accessing the extended 30 hours childcare offer, with all of these parents/carers stating that it was either very easy to organise or fairly straightforward to organise – with just one exception, a parent that stated: it was stressful and complicated.

Relevant parents were invited to give further feedback about the free entitlement for 2 year olds. The most frequent type of feedback was (words to the effect): *“ideally this should be open to all ‘hardworking’ parents with a 2 year old”*.

There was no repeated incidence of feedback about the universal 15 hours free entitlement for 3 and 4 year olds or the 30 hours childcare offer.

## Childcare and COVID-19

All Haslington Schools Planning Area-resident parents of pre-school aged children were invited to state whether they had any concerns about their relevant child(ren)'s early development, including their early years education, as a direct result of the COVID-19 pandemic?

36% of relevant parents stated Yes and the most frequent type of concern was (words to the effect): *"my child's socialisation remains effected"*.

## Barriers to accessing childcare

All Haslington Schools Planning Area-resident parents were invited to state whether – at some point in time – they had experienced specific barriers to accessing childcare. The one repeated barrier outlined by 36% of parents was: I could not/cannot afford the childcare that I require.

## Childcare and Cheshire East Council

All Haslington Schools Planning Area-resident parents were invited to state whether there was anything that Cheshire East Council should be doing in terms of supporting parents and carers with childcare, in 2022. Feedback tended to focus on affordability:

*I know they can only do 'so much'... but if they could help financially? I am a nurse and really struggle to make ends meet*

*...I wish the government would make free hours available to everyone rather than just those on benefits, or at least broaden the bracket. My children would have benefited from nursery at an early age but having to pay made us limit how often they went, as the free hours were not available to us due to us working.*

*We are obviously not opposed to paying for childcare, it is just so expensive... so being able to use 'the 15 hours' and topping up where necessary would have benefited us massively instead of having to juggle one at nursery and one at informal childcare*

*More free holiday schemes in Cheshire [East] would be appreciated*

Finally, all parents were invited to state whether they were aware of the existence of Cheshire East Family Information Service. For those who responded to this question: 36% stated that they were – and 64% stated that they were not, or did not provide a specific response either way.