

Disley

Future demand for early years childcare places and out of school childcare places will in all probability be met by existing provision over the five years - moving toward 2027.

Summary Conclusion

Theme	Status	Supporting Evidence												
Is there an estimated additional forthcoming demand – up to 2027 – for 0-4 years early years childcare places in the Disley Schools Planning Area?	No	Local Authority calculations indicate that 3 fewer early years childcare places for 0-4 years would be required to maintain the 2022 sufficiency ratio.												
Is there an estimated additional forthcoming demand – up to 2027 – for 0-4 years out of school childcare places in the Disley Schools Planning Area?	No	Local Authority calculations indicate that 1 fewer out of school childcare places (including actual school-based) for 5-11 year olds would be required to maintain the 2022 sufficiency ratio.												
Are there any childcare providers with an evident intention (in summer 2022) to expand located in the Disley Planning Area?	No	<table border="1"> <thead> <tr> <th>Type of Provider</th> <th>Percentage of providers with intention to increase capacity...</th> <th>Combined number of additional places...</th> </tr> </thead> <tbody> <tr> <td>Early Years Childcare Provider/Setting</td> <td>0</td> <td>n/a</td> </tr> <tr> <td>Out of School Childcare Provider</td> <td>0</td> <td>n/a</td> </tr> <tr> <td>Registered Childminder</td> <td>0</td> <td>n/a</td> </tr> </tbody> </table>	Type of Provider	Percentage of providers with intention to increase capacity...	Combined number of additional places...	Early Years Childcare Provider/Setting	0	n/a	Out of School Childcare Provider	0	n/a	Registered Childminder	0	n/a
Type of Provider	Percentage of providers with intention to increase capacity...	Combined number of additional places...												
Early Years Childcare Provider/Setting	0	n/a												
Out of School Childcare Provider	0	n/a												
Registered Childminder	0	n/a												
In terms of occupancy, what is there a greater incidence of? a) Waiting Lists b) Vacancies among childcare providers located in the Disley Planning Area in summer 2022?	Waiting Lists/ Vacancies	50% of all relevant providers stated that they had seen a waiting increase in size since summer 2021 None of the relevant providers stated that they had seen a waiting list decrease in size since summer 2021												
Is sustainability of existing childcare providers a risk factor in the Disley Schools Planning Area as of summer 2022. (with 'risk' being denoted as greater than 30% of childcare providers stating they had sustainability concerns in summer 2022).	No	None of early years childcare providers/settings situated in the Disley Schools Planning Area stated that they were experiencing <i>ongoing</i> sustainability issues as a result of COVID-19.												
Are there any evident plans by the Local Authority to develop new school places in the Disley Schools Planning Area – as of summer 2022?	No	No												

The **Disley Schools Planning Area** is located in the north east area of the Cheshire East locality.

There are 0 new housing developments planned for construction and eventual occupation up to 2027. Source: Cheshire East Council 2022

Table 1 - resident number of children/young people and the potential additional population up to 2027 Source: Office of National Statistics 2021

Relevant School Planning Area ward(s) = Disley	Number of resident children/young people in Schools Planning Area in 2020	The ONS 2021 forecast percentage increase in cohort population by 2027	Potential future additional population by 2027 for Schools Planning Area - by school cohort - when the new forthcoming 0 dwellings are factored-in – aligned to Cheshire East Council new yield formulas: For 0-4 years = 13 children per 100 dwelling For 5-11 years = 19 children per 100 dwelling For 12-18 years = 15 children per 100 dwelling		Estimated population at 2027 (ONS forecast + yield from new dwellings)	Population increase / decrease 2020 to 2027
0-2 years	153	No change	For:	+0	249	-7 (-2.7%)
3-4 years	103	-6.9%	0-4 years			
Total 0-4 years	256					
5-7 years	160	-5.8%	For:	+0	329	-9 (-2.7%)
8-11 years	178	No change	5-11 years			
Total 5-11 years	338					
12-18 years	307	+5%	For:	+0	322	+25 (+4.9%)
			12-18 years			
Total 0-18 years	901	<0.5%		0	900	9 (1%)

Supply and Provision dynamics

Providers located in the Disley Schools Planning Area

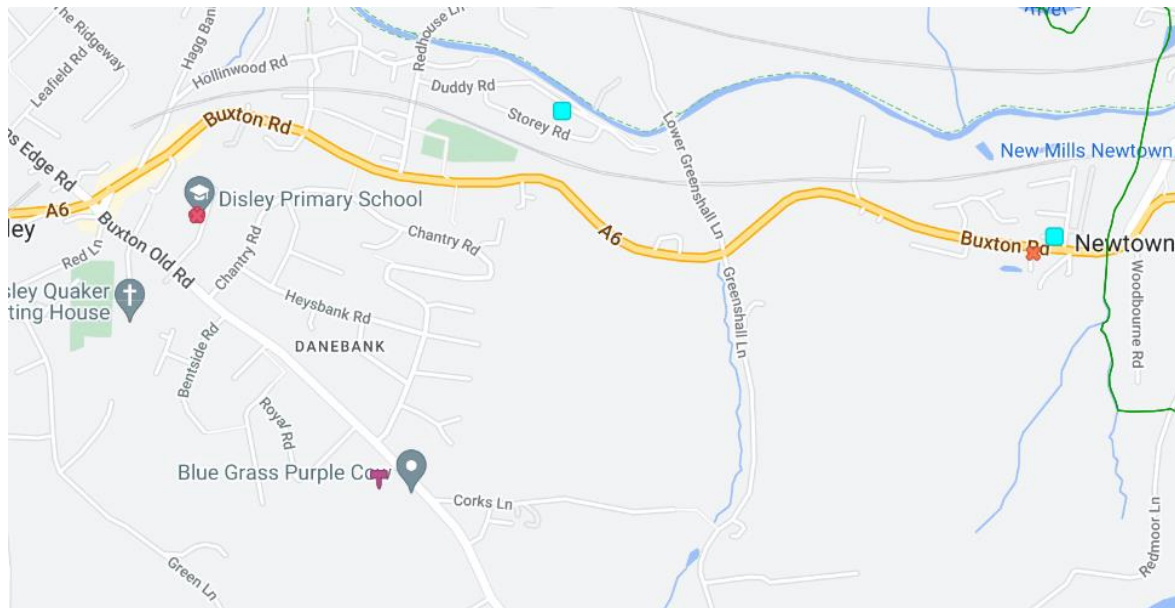
The following **early years childcare settings/providers** are located in the Schools Planning Area

- Blue Grass Purple Cow Nursery
- Little Wizards Nursery
- Disley Under Fives

These three providers account for a combined total of 107 registered places.

There is one **out of school childcare providers** located in the Schools Planning Area: Disley Primary School has an After School Club and a Breakfast Club, delivering a combined total of 40 places. Two **registered childminders** are resident in the Schools Planning Area and they are accounting for a combined total of 12 registered places.

Image A below indicates the location and relative size of forthcoming new housing developments in relation to the current provision of early years and childcare situated in this geographical area



Key – childcare types and size / approved and under construction new housing developments and size

Academy Nursery	⏏	0-20 places	Orange square	Denotes development	Development Size	Denotes development	Development Size
Day Nursery	⏏	21-30 places	Red square	Green circle	0-99 new dwellings	Yellow circle	200-499 new dwellings
Maintained or Independent School	△	31-40 places	Pink square	Yellow circle	100-199 new dwellings	Red circle	500 new dwellings +
Out of School Club	+	41-50 places	Purple square				
Pre-School Playgroup	⊗	51-75 places	Dark purple square				
State Funded Nursery	⋄	76-100 places	Dark blue square				
Childminder	■	101-200 places	Black square				
		0-5 places	Cyan square				
		6-10 places	Teal square				
		11-15 places	Dark blue square				

Feedback from a summer 2022 consultation with early years and childcare providers that are situated in the Schools Planning Area is outlined below on pages 4-10. It should be noted that the out of school childcare provider was not reached for this particular consultation, neither were the childminders.

Occupancy Dynamics in summer 2022

Table 2 - the incidence of: (a) waiting lists and (b) vacant places at Disley Schools Planning Area-based providers in summer 2022

Type of Provider	Percentage stating they had a waiting list in summer 2022	Percentage stating they had vacant places in summer 2022
Early Years Childcare Provider/Setting	50%	0
Out of School Childcare Provider	0	n/a
Registered Childminder	0	n/a

- 0 of all relevant providers stated that they had seen a waiting list decrease in size since summer 2021
- 50% of all relevant providers stated that they had seen a waiting increase in size since summer 2021

Ultimately, aligned to the period: May 2021 – May 2022:

- 0 of Disley Schools Planning Area-based childcare providers stated:
Our occupancy has *decreased*
- 50% of Disley Schools Planning Area-based childcare providers stated:
Our occupancy has *increased*

Fees

Table 3 - average fees charged by Disley Schools Planning Area-based early years childcare providers

Type of Provider	Average hourly fee	Average sessional fee
Early Years Childcare Provider/Setting	£5.19	

Hours

Table 4 - average opening and closing times for early years childcare providers located in the Disley Schools Planning Area

Type of Provider	Average opening/start time	Average close/finish time
Early Years Childcare Provider/Setting	07:48	16:09

Demand

Table 5 presents an indication of the existing level of sufficiency in the Disley Schools Planning Area-based aligned to the three types of formal childcare provision: 1/ early years childcare settings; 2/ registered childminders and; 3/ out of school childcare providers.

Table 5 - assessment of changing numbers of resident children and potential demand for childcare

Age Cohort	Existing number of childcare places in the Schools Planning Area in summer 2022		Population of cohort wards in locality in 2022	Childcare places available per child	Estimated population 2027	Estimated demand for places 2027
0-4 years	Number of places with: (a) Early years childcare providers	107	256	For early years childcare providers = 0.418	249	104 (-3)
	(b) Registered childminders	12		For registered childminders = 0.047		12 (0)
	Total Reg. Supply	119				116 (-3)
5-11 years	Number of places with: (a) Out of school childcare providers (inc. actual school-based)	40	338	For out of school childcare providers = 0.118	329	39 (-1)
	(b) Registered childminders	12		For registered childminders = 0.035		12 (0)
	Total Reg. Supply	52				51 (-1)

Table 5 indicates that 4 fewer childcare place(s) may be required by 2027:

- 3 fewer new early years childcare places for 0-4 years would be required to maintain the 2022 sufficiency ratio.
- 1 fewer out of school childcare places for (including actual school-based) 5-11 year olds would be required to maintain the 2022 sufficiency ratio.

It can be noted that the childcare providers located in the Disley Schools Planning Area did not have, in summer 2022, an intention to develop new provision in the forthcoming two years.

Funded Childcare

Table 6 - Dynamics of provision in the Disley Schools Planning Area in summer 2022 as outlined by *responding* settings/childminders

Type of Responding Provider	Number of free entitlement for 2 year olds offered in Schools Planning Area	Evident number of vacant places in summer 2022	Number of universal 15 hours free entitlement for 3&4 year olds offered in Planning Area	Evident number of vacant place in summer 2022	Number of 30 hours childcare offer places for 3&4 year olds offered in Planning Area	Evident number of vacant place in summer 2022
Early Years Childcare Provider/Settings	18	0	20	0	25	0

Table 7 - assessments of how much higher or lower each type of relevant provider envisaged the demand for 15 hours free entitlement for 3&4 year old places would be, in summer 2023

Type of Provider	% stating significantly higher	% stating higher – but not significantly	% stating About the Same	% stating lower – but not significantly	% stating significantly lower	% stating Don't Know
Early Years Childcare Provider/Settings	0	0	50%	50%	0	0

Table 8 - assessments of how much higher or lower each type of relevant provider envisaged the demand for free entitlement for 2 year old places would be, in summer 2023

Type of Provider	% stating significantly higher	% stating higher – but not significantly	% stating About the Same	% stating lower – but not significantly	% stating significantly lower	% stating Don't Know
Early Years Childcare Provider/Settings	0	50%	0	50%	0	0

Table 9 - assessments of how much higher or lower each type of relevant provider envisaged the demand for 30 hours childcare places would be, in summer 2023

Type of Provider	% stating significantly higher	% stating higher – but not significantly	% stating About the Same	% stating lower – but not significantly	% stating significantly lower	% stating Don't Know
Early Years Childcare Provider/Settings	0	0	50%	50%	0	0

Workforce, Recruitment and Retention

Table 10 - fundamental workforce details among setting-based early years childcare providers in the Disley Schools Planning Area in summer 2022

Type of Provider	Average number of staff employed at settings in the Disley Planning Area	Percentage of settings stating that they had staff leave in the past 12 months	Percentage of settings stating that they were currently experiencing problems with recruitment and/or retention	Percentage of settings stating that they had training needs or gaps
Early Years Childcare Provider/Setting	12	50%	100%	0

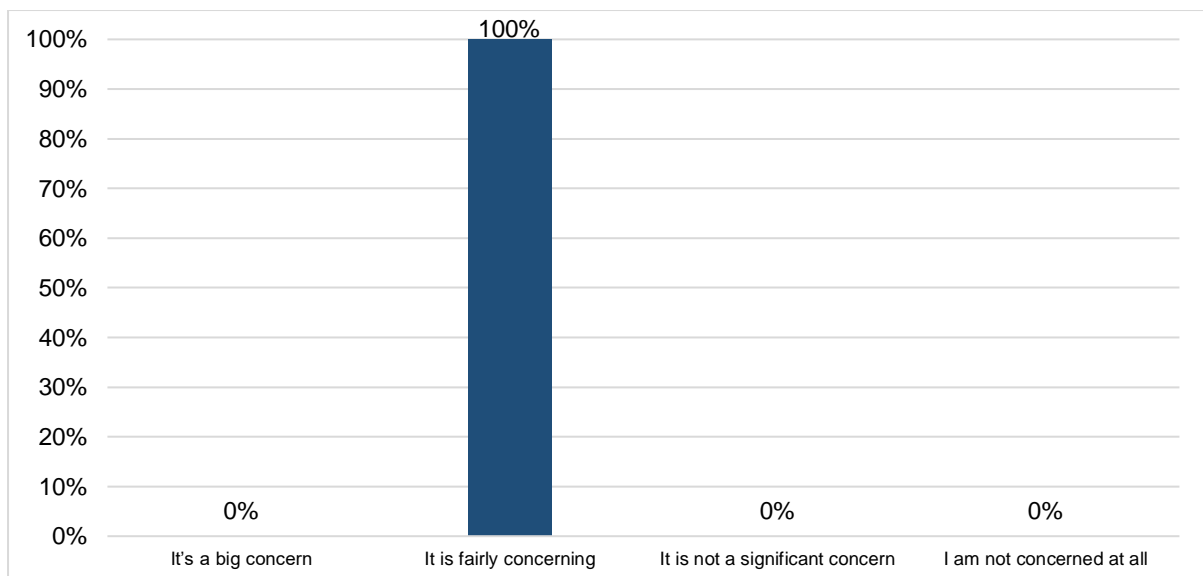
Repeated stated reasons for staff leaving settings *included*:

- Retired
- Decided that the role had too much responsibility

Stated posts/positions that evidently were aligned to recruitment or retention challenges/difficulties *included*:

- Qualified to Level 3
- SEND specialist

Image B - level of concern that setting-based childcare providers had about the theme of workforce recruitment and retention, including for the forthcoming period: summer 2022 – summer 2023



Sustainability

0 early years childcare providers/settings situated in the Disley Schools Planning Area stated that they were experiencing **ongoing** sustainability issues as a result of COVID-19.

Image C - how parents/families were continuing to feel in terms of their child(ren) (re)attending childcare, according to Disley Schools Planning Area-based childcare providers

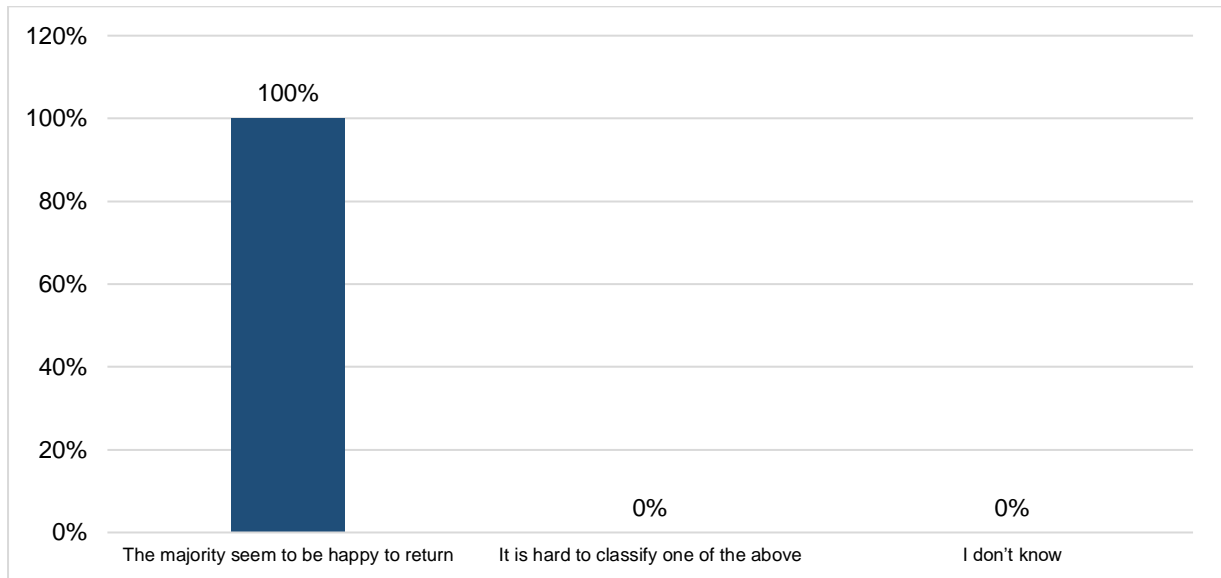
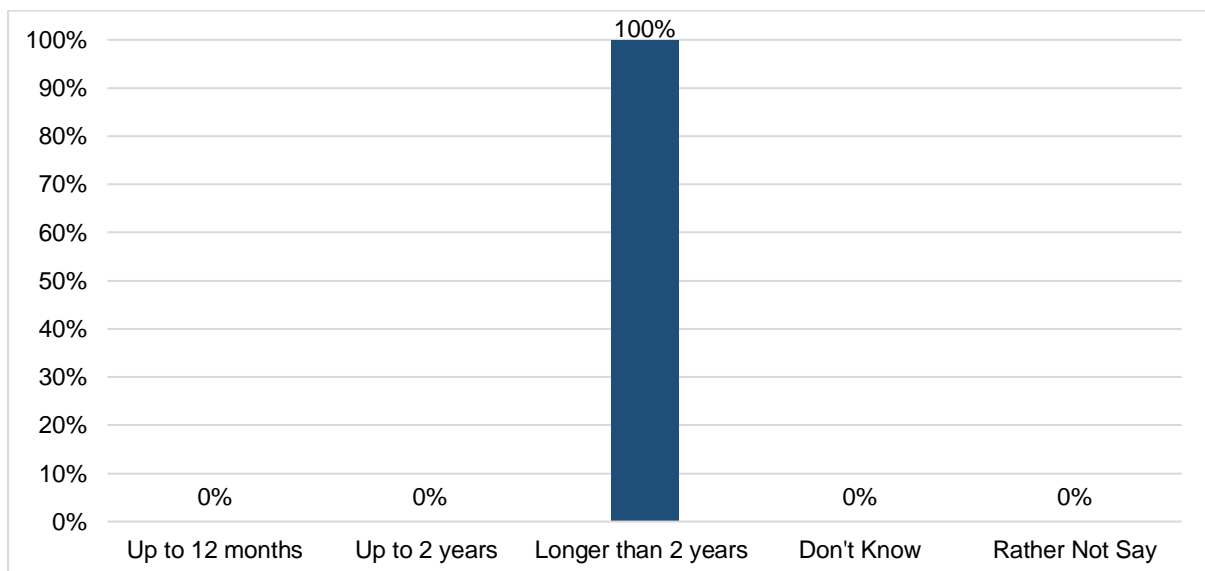


Image D - length of time childcare providers stated that they expected to be providing childcare for



SEND

50% of setting-based early years childcare and out of school childcare providers stated that they had at least one team member with a SEND-themed qualification.

Repeated examples of qualifications stated were:

- A trained SENCO
- Staff member(s) with Autism training/qualification

Image E - Numbers of enquiries that responding childcare providers stated that they received in each calendar year from a carer of a child with SEND

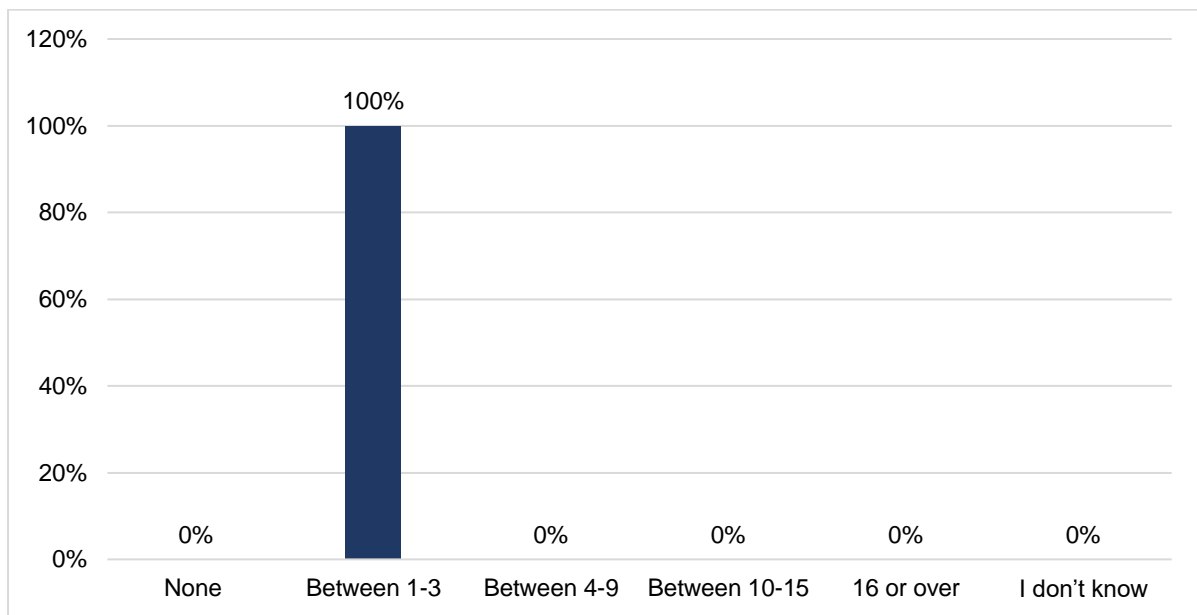
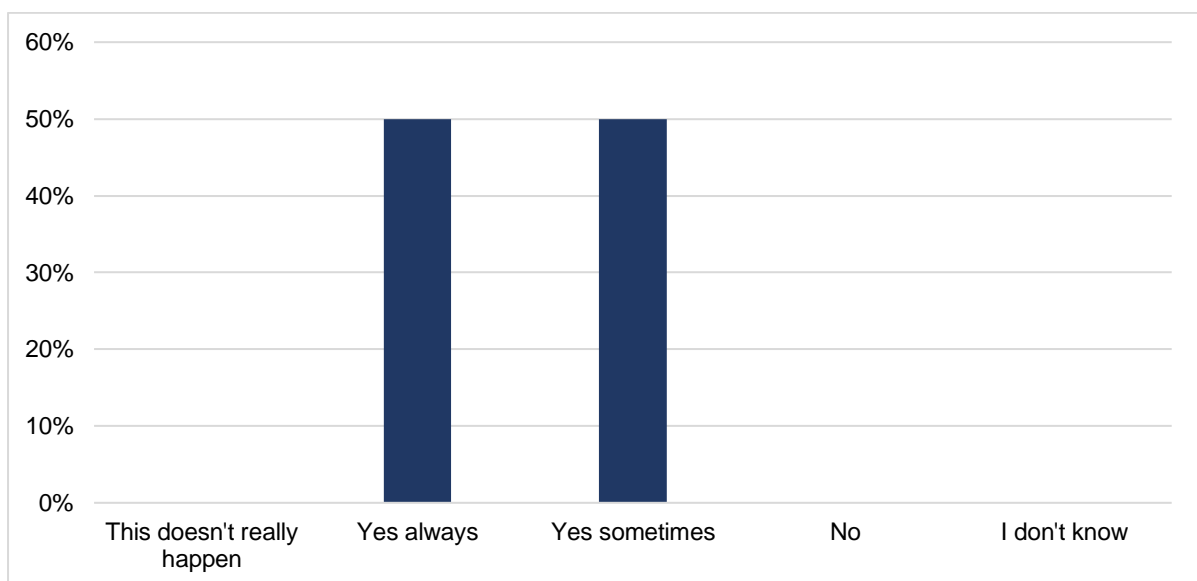


Image F - frequency with which childcare providers stated that they refer a family to another childcare provider if they cannot not take a SEND child for any reason



100% of Disley Schools Planning Area-based early years childcare settings/providers that they were still noticing some ongoing effects of COVID-19 on the development, behavior or demeanor of certain children.

All setting-based early years childcare providers were requested to state, on a scale of 1 – 10, how **confident** they thought they were as a whole setting in supporting children/young people with SEND. The average rating provided by early years childcare providers/setting was 8.5/10 – and thus it can be assumed that approximately 85% of early years providers are accessible to children with SEND in the Disley Schools Planning Area.

Perspective of Parents and Carers resident in the Disley Schools Planning Area

Background of respondents

2% of the respondents to the summer 2022 Cheshire East Council Childcare Parental Demand survey were resident in the Disley Schools Planning Area.

All responding parents and carers across all of the Schools Planning Areas were invited to state what term best described their current circumstances aligned to their **employment status**. The most frequent stated circumstance of responding parents was in part-time employment/self-employment (less than 30 hours per week) (45%).

All responding parents and carers responding from the Disley Schools Planning Area were invited to state their annual family income bracket (before tax).

Table 11 - Incidence of gross household income per year (before deductions/tax)

Annual household income	Percentage of relevant responding Disley locality parents/carers	Most frequently stated type of formal childcare accessed during term-time
Up to £16,190	9%	School Nursery Class
£16,190 - £29,999	18%	Pre-School/Playgroup
£30,000 - £54,999	28%	Pre-School/Playgroup
£55,000 - £99,999	9%	After School Club
£100,000 or above	9%	Pre-School/Playgroup
I don't know	0	n/a
I would rather not say	9%	School Nursery Class
Did not say	18%	Registered Childminder

Feedback from carers of children and young people with SEND

36% of responding parents, i.e. carers, who were resident in the Disley Schools Planning Area stated that they were caring for/raising at least one child with SEND or a long-term illness. The most frequent SEND type stated was Autistic Spectrum Disorder.

These relevant respondents were invited to describe any particular issue(s) they have experienced as a carer of a child with SEND in accessing childcare – and the most frequent was: Staff are not appropriately trained/qualified to support children with SEND.

Usage of Formal and Informal Childcare

Table 12 - Most frequent type(s) of formal childcare evidently accessed within the Disley Schools Planning Area

Schools Planning Area	Most frequent type of formal childcare evidently accessed by responding parents	Second most frequent type of formal childcare evidently accessed by responding parents
Disley	Pre-School/ Playgroup (54%)	After School Club (20%)

The type of *informal* childcare responding parents/carers had evidently used for any of the children in their household at some point in 2022, was grandparents (63%) followed in frequency by just me and/or a partner (45%).

- 10% of responding parents from the Disley Schools Planning Area stated that they were: **accessing formal childcare only**
- 30% of responding parents from the Disley Schools Planning Area stated that they were: **accessing informal childcare only**
- 70% of responding parents from the Disley Schools Planning Area stated that they were: **accessing formal and informal childcare**

Table 13 - Average number of hours (relevant) responding parents stated that they were accessing **formal** childcare for on a typical weekday in 2022 during term-time

Schools Planning Area	Average number of hours on a typical week day formal childcare was being accessed for – by relevant parents, during term time	Most frequent number of hours on a typical week day formal childcare was being accessed for – by relevant parents, during term time
Disley	6 hours 53 minutes	6

Table 14 - Weekdays which responding parents were evidently most frequently accessing formal childcare during: (a) school term-times and; (b) school holiday-times

Schools Planning Area	Most frequent weekday – during term-times	Most frequent weekday – during holiday times
Disley	Friday	Ad-hoc

Table 15 - Average monthly amounts that relevant responding parents spent on formal childcare during term-time

Schools Planning Area	Average monthly expenditure on formal childcare – term-time
Disley	£95

All responding parents and carers were invited to state any types of *formal* childcare that they would like to access in the near future, which they were not accessing in summer 2022?:

Table 16 - Most frequent type(s) of formal childcare envisaged for future use

Schools Planning Area	Most frequent type of formal childcare evidently envisaged will be accessed in the future	Second most frequent type of formal childcare evidently envisaged will be accessed in the future	Third most frequent type of formal childcare evidently envisaged will be accessed in the future
Disley	After School Club	Breakfast Club	Registered Childminder

The two repeated themes and assurances that such relevant parents/carers stated that they would look for if they were to consider accessing formal childcare at some point in the future were – in order of frequency:

1. For it to have provision for children with SEND
2. For it to be close to my home

Funded Childcare

0 responding Disley Schools Planning Area-resident, parents/carers stated that they had a child aged 2 years.

However, 82% of responding parents/carers stated that they had a child aged 3 and/or 4 years and 22% of such parents/carers subsequently stated that they were currently accessing the universal 15 hours free entitlement for 3 and 4 year olds.

67% of such parents/carers subsequently stated that they were currently accessing the extended 30 hours childcare offer, with all of these parents/carers stating that it was either very easy to organise or fairly straightforward to organise – with just one exception, a parent that stated: it was not as easy as I would have liked. One parent stated how:

“This 30 hours funding made it financially viable for me to return to work and for us to have a second child”.

Childcare and COVID-19

All Disley Schools Planning Area-resident parents of pre-school aged children were invited to state whether they had any concerns about their relevant child(ren)'s early development, including their early years education, as a direct result of the COVID-19 pandemic? 27% of relevant parents stated Yes and the most frequent type of concern was (words to the effect): *"separation issues seem to be more pronounced"*.

Barriers to accessing childcare

All Disley Schools Planning Area-resident parents were invited to state whether – at some point in time – they had experienced specific barriers to accessing childcare. One such theme was repeated (by 27% of relevant parents): I could not/cannot afford the childcare that I require.

Childcare and Cheshire East Council

All Disley Schools Planning Area-resident parents were invited to state whether there was anything that Cheshire East Council should be doing in terms of supporting parents and carers with childcare, in 2022. Themes that were highlighted were varied - and included:

The LA should ideally 'create incentives' for more people to become registered childminders. It is a far more flexible and affordable childcare option for families

Funding for SEND children needs to be made clearer to parents and settings and the process less time consuming to access. Something also needs to be done about the chronic understaffing of most of the local nurseries and pre-schools - they cannot get staff. Some roles are being advertised for over 6 months with no applicants. Poor transport links mean people at the edge of the local authority cannot access childcare in Cheshire East...

I'd like the Council to help to develop more provision especially in 'fringe areas'...

Finally, all parents were invited to state whether they were aware of the existence of Cheshire East Family Information Service. For those who responded to this question: 36% stated that they were – and 64% stated that they were not, or did not provide a specific response either way.