

Crewe South

Future demand for early years childcare places and out of school childcare places will in all probability be met by existing provision and forthcoming new provision over the five years - moving toward 2027.

Summary Conclusion

Theme	Status	Supporting Evidence												
Is there an estimated additional forthcoming demand – up to 2027 – for 0-4 years early years childcare places in the Crewe South Schools Planning Area?	No	Local Authority calculations indicate that 14 fewer early years childcare places for 0-4 years would be required to maintain the 2022 sufficiency ratio.												
Is there an estimated additional forthcoming demand – up to 2027 – for 0-4 years out of school childcare places in the Crewe South Schools Planning Area?	No	Local Authority calculations indicate that 9 fewer out of school childcare places (including actual school-based) for 5-11 year olds would be required to maintain the 2022 sufficiency ratio.												
Are there any childcare providers with an evident intention (in summer 2022) to expand located in the Crewe South Schools Planning Area?	No	<table border="1"> <thead> <tr> <th>Type of Provider</th> <th>Percentage of providers with intention to increase capacity...</th> <th>Combined number of additional places...</th> </tr> </thead> <tbody> <tr> <td>Early Years Childcare Provider/Setting</td> <td>22%</td> <td>24</td> </tr> <tr> <td>Out of School Childcare Provider</td> <td>0</td> <td>0</td> </tr> <tr> <td>Registered Childminder</td> <td>33%</td> <td>10</td> </tr> </tbody> </table>	Type of Provider	Percentage of providers with intention to increase capacity...	Combined number of additional places...	Early Years Childcare Provider/Setting	22%	24	Out of School Childcare Provider	0	0	Registered Childminder	33%	10
Type of Provider	Percentage of providers with intention to increase capacity...	Combined number of additional places...												
Early Years Childcare Provider/Setting	22%	24												
Out of School Childcare Provider	0	0												
Registered Childminder	33%	10												
<p>In terms of occupancy, what is there a greater incidence of?</p> <p>a) Waiting Lists b) Vacancies</p> <p>among childcare providers located in the Crewe South Planning Area in summer 2022?</p>	<p style="text-align: center;">Waiting Lists/ Vacancies</p>	<p>40% of all relevant providers stated that they had seen a waiting increase in size since summer 2021</p> <p>None of the relevant providers stated that they had seen a waiting list decrease in size since summer 2021</p>												
<p>Is sustainability of existing childcare providers a risk factor in the Crewe South Schools Planning Area as of summer 2022.</p> <p>(with 'risk' being denoted as greater than 30% of childcare providers stating they had sustainability concerns in summer 2022).</p>	Yes	<p>33% of early years childcare providers/settings situated in the Crewe South Schools Planning Area stated that they were experiencing ongoing sustainability issues as a result of COVID-19 – and repeated themes were:</p> <ol style="list-style-type: none"> 1. Recruitment of staff creating sustainability challenges 2. Income still being below optimum 												
Are there any evident plans by the Local Authority to develop new school places in the Crewe South Schools Planning Area – as of summer 2022.	No	No												

The **Crewe South Schools Planning Area** is situated in the south central area of the Cheshire East locality.

There is one new housing developments planned for construction and eventual occupation up to 2027, which will yield approximately 70 new dwellings within the Crewe South locality.

Source: Cheshire East Council 2022

Table 1 - resident number of children/young people and the potential additional population up to 2027 created by new housing developments Source: Office of National Statistics 2021

Relevant School Planning Area wards = Crewe South Crewe West	Number of resident children/young people in Schools Planning Area in 2020	<i>The ONS 2021 forecast percentage increase in cohort population by 2027</i>	Potential future <u>additional</u> population by 2027 for Schools Planning Area - by school cohort - when the new forthcoming 70 dwellings are factored-in – aligned to Cheshire East Council new yield formulas: For 0-4 years = 13 children per 100 dwelling For 5-11 years = 19 children per 100 dwelling For 12-18 years = 15 children per 100 dwelling		Estimated population at 2027 (ONS forecast + yield from new dwellings)	Population increase / decrease 2020 to 2027
0-2 years	783	<i>No change</i>	For:	+9	1,313	-29 (-2.2%)
3-4 years	559	<i>-6.9%</i>	0-4 years			
Total 0-4 years	1,342					
5-7 years	867	<i>-5.8%</i>	For:	+13	2,099	-37 (-1.7%)
8-11 years	1,269	<i>No change</i>	5-11 years			
Total 5-11 years	2,136					
12-18 years	1,958	<i>+5%</i>	For: 12-18 years	+11	2,067	+109 (+5.5%)
Total 0-18 years	5,436	<i><0.5%</i>		+33	5,479	+43 (+0.78%)

Supply and Provision dynamics

Providers located in the Crewe South Schools Planning Area

The following **early years childcare settings/providers** are located in the Schools Planning Area

- Tinks Childrens Day Nursery
- South Cheshire College Nursery
- Reach For the Stars Nursery (The Brooks)
- St. Mary's Catholic Primary School
- Westminster Nursery
- Gainsborough Primary and Nursery School
- ABC Pre-School
- Rainbow Childcare and Pre School – Stewart Street
- Wistaston Academy

- Little Angels at the Campus Nursery
- Rainbow Childcare and Pre School – Wistaston Road

These eleven providers account for a combined total 470 registered places.

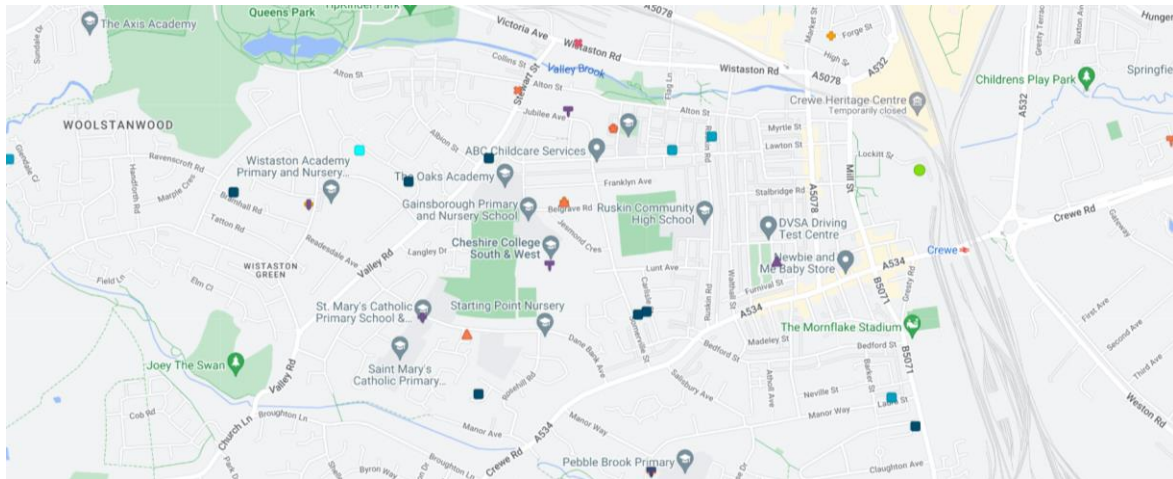
The following (school-based and non-school based) **out of school childcare providers** are located in the Schools Planning Area:

- Crewe West Tuition Centre
- Pebble Brook Primary School After School Club and Breakfast Club
- ABC Out of School Club
- St. Mary's Out of School Club
- Gainsborough Primary and Nursery School After School Club, Breakfast Club and Holiday Playscheme
- Wistaston Academy After School Club, Breakfast Club and Holiday Playscheme

These six providers account for a combined total of 313 places.

Additionally, fourteen **registered childminders** are resident in the Schools Planning Area and they are accounting for a combined total of 174 registered places.

Image A below indicates the location and relative size of forthcoming new housing developments in relation to the current provision of early years and childcare situated in this geographical area



Key – childcare types and size / approved and under construction new housing developments and size

Academy Nursery		0-20 places		Denotes development	Development Size	Denotes development	Development Size
Day Nursery		21-30 places			0-99 new dwellings		200-499 new dwellings
Maintained or Independent School		31-40 places			100-199 new dwellings		500 new dwellings +
Out of School Club		41-50 places					
Pre-School Playgroup		51-75 places					
State Funded Nursery		76-100 places					
Childminder		101-200 places					
		0-5 places					
		6-10 places					
		11-15 places					

Feedback from a summer 2022 consultation with early years and childcare providers that are situated in the Schools Planning Area is outlined below on pages 5-12.

Occupancy Dynamics in summer 2022

Table 2 - the incidence of: (a) waiting lists and (b) vacant places at Crewe South Schools Planning Area-based providers in summer 2022

Type of Provider	Percentage stating they had a waiting list in summer 2022	Percentage stating they had vacant places in summer 2022
Early Years Childcare Provider/Setting	56%	33%
Out of School Childcare Provider	n/a	60%
Registered Childminder	42%	8%

- 0 of all relevant providers stated that they had seen a waiting list decrease in size since summer 2021
- 40% of all relevant providers stated that they had seen a waiting increase in size since summer 2021
- For Crewe South Schools Planning Area-based early years childcare providers/settings, the age group that accounted for the highest incidence of vacant places was 3 years, followed in frequency by 4 years

Ultimately, aligned to the period: May 2021 – May 2022:

- 0 of Schools Planning Area-based childcare providers stated: Our occupancy has *decreased*
- 70% of Schools Planning Area-based childcare providers stated: Our occupancy has *increased*

Fees

Table 3 - average fees charged by types of registered Crewe South Schools Planning Area-based childcare providers

Type of Provider	Average hourly fee	Average sessional fee
Early Years Childcare Provider/Setting	£4.97	
Breakfast Club		£1.00
Registered Childminder	£4.46	

Hours

Table 4 - average opening and closing times for types of registered childcare providers located in the Crewe South Schools Planning Area

Type of Provider	Average opening/start time	Average close/finish time
Early Years Childcare Provider/Setting	07:58	16:41
Breakfast Club	08:00	09:00
Registered Childminder	07:13	17:50

Demand

Table 5 presents:

- (a) an indication of the existing level of sufficiency in the Crewe South Schools Planning Area-based aligned to the three types of formal childcare provision:1/ early years childcare settings; 2/ registered childminders and; 3/ out of school childcare providers.
- (b) an indication about the extent to which forthcoming new housing developments (see Table 1) will alter the sufficiency landscape once all planned developments and new houses are constructed and occupied.

Table 5 - assessment of how new housing developments will change numbers of resident children and potential demand for childcare

Age Cohort	Existing number of childcare places in the Schools Planning Area in summer 2022		Population of cohort wards in locality in 2022	Childcare places available per child	Estimated population 2027	Estimated demand for places 2027
0-4 years	Number of places with: (a) Early years childcare providers	470	1,342	For early years childcare providers = 0.35	1,313	460 (-10)
	(b) Registered childminders	174		For registered childminders = 0.13		170 (-4)
	Total Reg. Supply	644				630 (-14)
5-11 years	Number of places with: (a) Out of school childcare providers (inc. actual school-based)	313	2,136	For out of school childcare providers = 0.146	2,099	306 (-6)
	(b) Registered childminders	174		For registered childminders = 0.0814		171 (-3)
	Total Reg. Supply	487				477 (-9)

Table 5 indicates that 23 fewer childcare places may be required by 2027:

- 14 fewer early years childcare places for 0-4 years would be required to maintain the 2022 sufficiency ratio.
- 9 fewer out of school childcare places for (including actual school-based) 5-11 year olds would be required to maintain the 2022 sufficiency ratio.

It can be noted in Table 6 below that, as part of the response to the summer 2022 CSA structured interviews with childcare providers, a number of early years childcare providers/settings and childminders that are located in the Crewe South Schools Planning Area stated an intention to develop new provision in the forthcoming two years - which was

34 new places.

Table 6 - incidence of Crewe South Schools Planning Area-based childcare providers having plans/intentions to increase their capacity over the forthcoming two years

Type of Provider	Percentage of providers with intention to increase capacity...	Combined number of additional places...
Early Years Childcare Provider/Setting	22%	24
Out of School Childcare Provider	0	n/a
Registered Childminder	33%	10

Funded Childcare

Table 7 - dynamics of provision in the Crewe South Schools Planning Area in summer 2022 as outlined by *responding* settings/childminders

Type of Responding Provider	Number of free entitlement for 2 year olds offered in Schools Planning Area	Evident number of vacant places in summer 2022	Number of universal 15 hours free entitlement for 3&4 year olds offered in Planning Area	Evident number of vacant place in summer 2022	Number of 30 hours childcare offer places for 3&4 year olds offered in Planning Area	Evident number of vacant place in summer 2022
Early Years Childcare Provider/Settings	42	0	168	33	153	6
Registered Childminders	13	0	15	0	13	0

Table 8 - assessments of how much higher or lower each type of relevant provider envisaged the demand for 15 hours free entitlement for 3&4 year old places would be, in summer 2023

Type of Provider	% stating significantly higher	% stating higher – but not significantly	% stating About the Same	% stating lower – but not significantly	% stating significantly lower	% stating Don't Know
Early Years Childcare Provider/Settings	0	25%	50%	12.5%	0	12.5%
Registered Childminders	9%	18%	55%	9%	9%	0

Table 9 - assessments of how much higher or lower each type of relevant provider envisaged the demand for free entitlement for 2 year old places would be, in summer 2023

Type of Provider	% stating significantly higher	% stating higher – but not significantly	% stating About the Same	% stating lower – but not significantly	% stating significantly lower	% stating Don't Know
Early Years Childcare Provider/Settings	20%	40%	40%	0	0	0
Registered Childminders	9%	27%	45%	9%	9%	0

Table 10 - assessments of how much higher or lower each type of relevant provider envisaged the demand for 30 hours childcare places would be, in summer 2023

Type of Provider	% stating significantly higher	% stating higher – but not significantly	% stating About the Same	% stating lower – but not significantly	% stating significantly lower	% stating Don't Know
Early Years Childcare Provider/Settings	0	38%	38%	13%	0	13%
Registered Childminders	10%	10%	60%	10%	10%	0

Workforce, Recruitment and Retention

Table 11 - fundamental workforce details among setting-based providers in the Crewe South Schools Planning Area in summer 2022

Type of Provider	Average number of staff employed at settings in the Crewe South Planning Area	Percentage of settings stating that they had staff leave in the past 12 months	Percentage of settings stating that they were currently experiencing problems with recruitment and/or retention	Percentage of settings stating that they had training needs or gaps
Early Years Childcare Provider/Setting	10	56%	44%	33%
Out of School Childcare Provider	6	0	0	0

Repeated stated reasons for staff leaving settings *included*:

- Staff deciding to work in a different sector
- Wanted a role with more hours

Stated posts/positions that evidently were aligned to recruitment or retention challenges/difficulties *included*:

- Qualified to Level 3
- Apprenticeships
- Bank staff

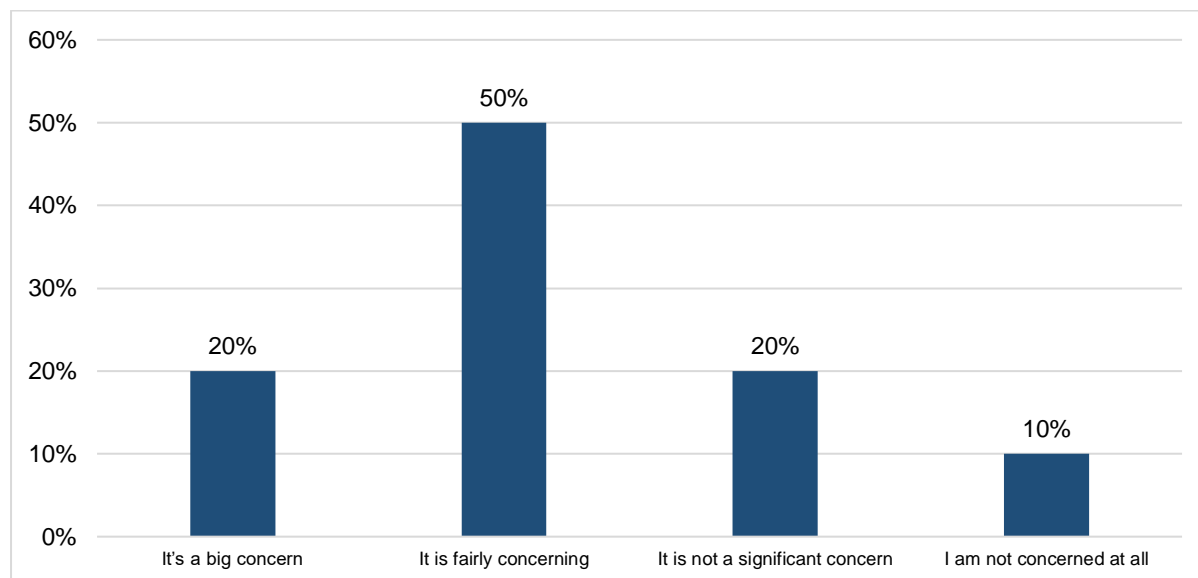
Stated training gaps/needs *included*:

- Behaviour management
- SEND themed – speech, language and communication needs

Additionally, 50% registered childminders stated that they had a training gap/need and these included:

- Safeguarding themed
- Training that can be facilitated at weekends

Image B - level of concern that setting-based childcare providers had about the theme of workforce recruitment and retention, including for the forthcoming period: summer 2022 – summer 2023



Sustainability

33% of early years childcare providers/settings situated in the Crewe South Schools Planning Area stated that they were experiencing **ongoing** sustainability issues as a result of COVID-19 – and repeated themes were:

1. Recruitment of staff creating sustainability challenges
2. Income still being below optimum

0 out of school childcare providers situated in the Crewe South Schools Planning Area stated that they were experiencing ongoing sustainability issues as a result of COVID-19.

...and 50% of registered childminders situated in the Crewe South Schools Planning Area stated that they were experiencing ongoing sustainability issues as a result of COVID-19 – and repeated themes were:

1. Income still being below optimum
2. ...Some parents still working from home

Image C - how parents/families were continuing to feel in terms of their child(ren) (re)attending childcare, according to Crewe South Schools Planning Area-based childcare providers


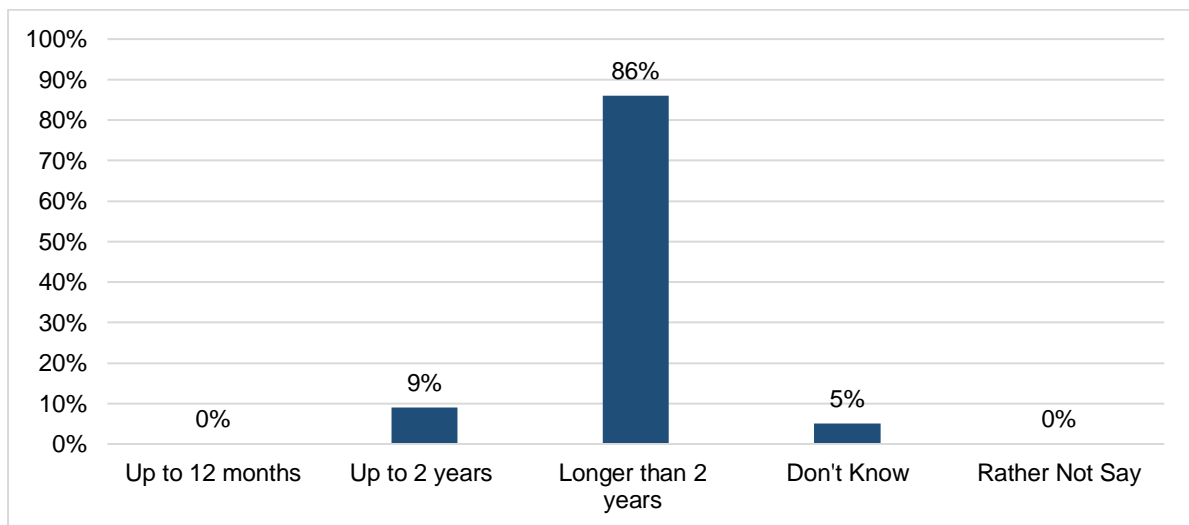


Image D - length of time childcare providers stated that they expected to be providing childcare for



SEND

40% of setting-based early years childcare and out of school childcare providers stated that they had at least one team member with a SEND-themed qualification.

Repeated examples of qualifications stated were:

- A trained SENCO
- Staff member(s) with Autism training/qualification
- Staff member(s) with Speech, Language and Communication Needs training/qualification

Image E - Numbers of enquiries that responding childcare providers stated that they received in each calendar year from a carer of a child with SEND

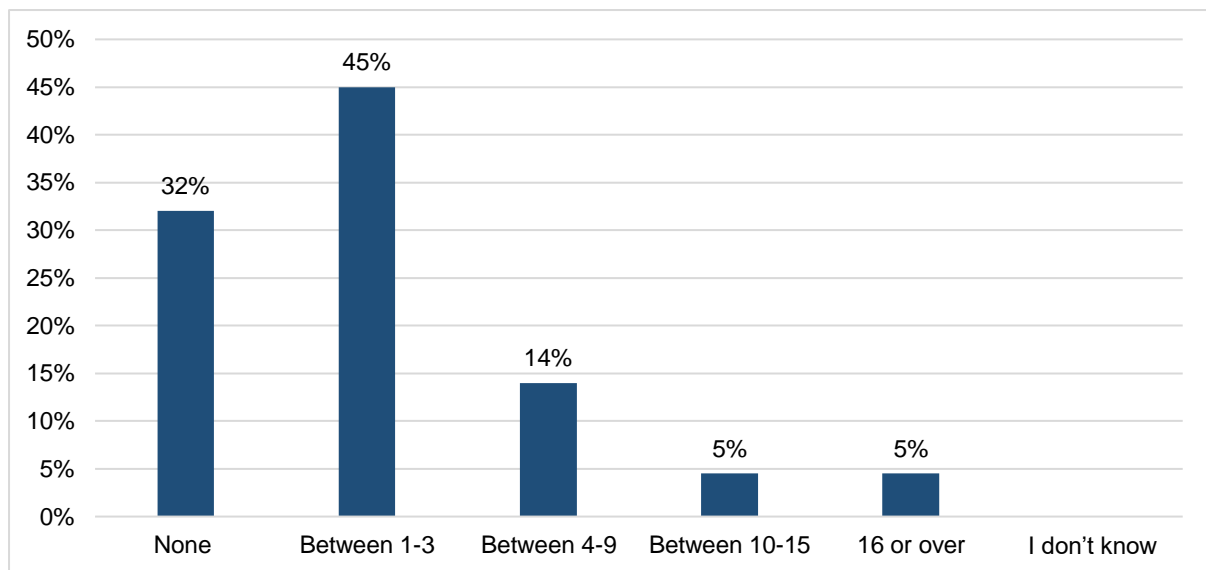
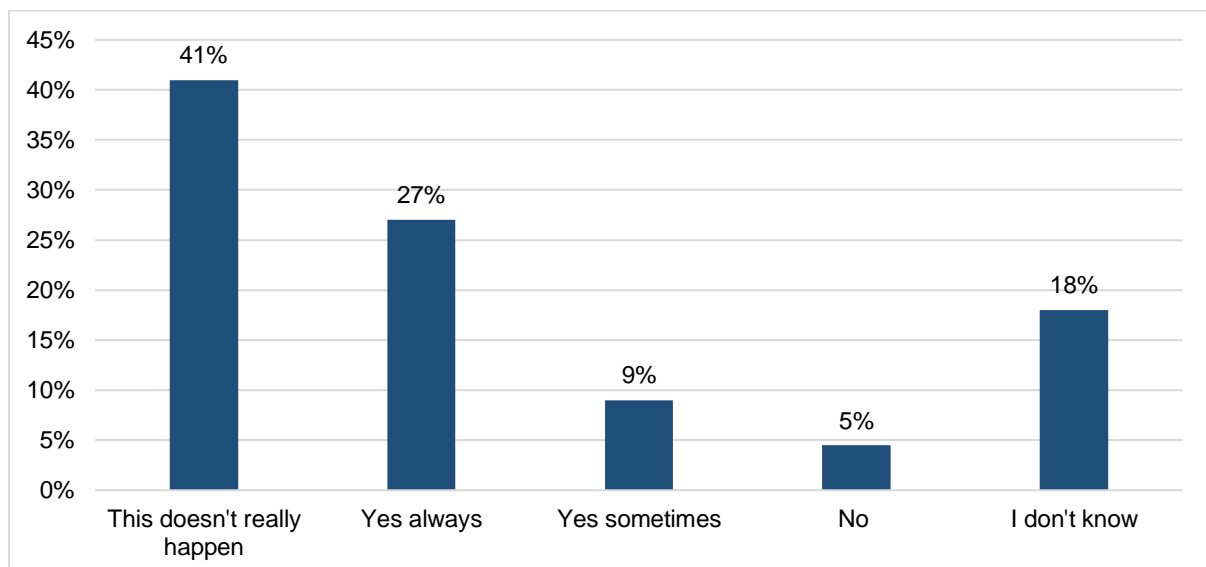


Image F - frequency with which childcare providers stated that they refer a family to another childcare provider if they cannot not take a SEND child for any reason



90% of Crewe South Schools Planning Area-based early years childcare settings/providers and out of school childcare providers stated that they were still noticing some ongoing effects of COVID-19 on the development, behavior or demeanor of certain children.

Correspondingly, 42% of Crewe South Schools Planning Area-based registered childminders stated that they were still noticing some ongoing effects of COVID-19 on the development, behavior or demeanor of certain children.

Ultimately, all setting-based (early years and out of school) childcare providers were requested to state, on a scale of 1 – 10, how **confident** they thought they were as a (whole) setting in supporting children/young people with SEND:

The average rating provided by early years childcare providers/setting was 8.4/10 – and thus it can be assumed that approximately 84% of early years providers are accessible to children with SEND in the Crewe South Schools Planning Area.

The average rating provided by out of school childcare providers/setting was 10/10 – and thus it can be assumed that all out of school providers are accessible to children with SEND in the Crewe South Schools Planning Area.

Additionally, the average rating provided by registered childminders was 7.2/10 – and thus it can be assumed that approximately 72% of childminders are accessible to children with SEND in the Crewe South Schools Planning Area.

Role of Cheshire East Council

Finally, all childcare providers were invited to state the types of further and continued support that they would appreciate from the local authority. The three most frequent requests were:

1. Support with sourcing training which is now (like pre-COVID) face-to-face
2. Networking themed support for childminders to help address feelings of isolation
3. Support with meeting the needs of SEND children

Perspective of Parents and Carers resident in the Crewe South Schools Planning Area

Background of respondents

5% of the respondents to the summer 2022 Cheshire East Council Childcare Parental Demand survey were resident in the Crewe South Schools Planning Area.

All responding parents and carers across all of the Schools Planning Areas were invited to state what term best described their current circumstances aligned to their **employment status**. The most frequent stated circumstance of responding parents was in full-time employment/self-employment (30 hours + per week) (40%), followed in frequency by part-time employment/self-employment (less than 30 hours per week) (33%).

All responding parents and carers responding from the Crewe South Schools Planning Area were invited to state their annual family income bracket (before tax).

Table 12 - Incidence of gross household income per year (before deductions/tax)

Annual household income	Percentage of relevant responding Crewe South locality parents/carers	Most frequently stated type of formal childcare accessed during term-time
Up to £16,190	11%	Pre-school/Playgroup
£16,190 - £29,999	22%	Day Nursery
£30,000 - £54,999	55%	After School Club
£55,000 - £99,999	0	n/a
£100,000 or above	0	n/a
I don't know	0	n/a
I would rather not say	0	n/a
Did not say	11%	n/a

Feedback from carers of children and young people with SEND

33% of responding parents, i.e. carers, who were resident in the Crewe South Schools Planning Area stated that they were caring for/raising at least one child with SEND or a long-term illness. The most frequent SEND type stated was Speech, Language and Communication Needs.

These relevant respondents were invited to describe any particular issue(s) they have experienced as a carer of a child with SEND in accessing childcare – and the most frequent was: Staff are not appropriately trained/qualified to support children with SEND.

Usage of Formal and Informal Childcare

Table 13 - Most frequent type(s) of formal childcare evidently accessed within the Crewe South Schools Planning Area

Schools Planning Area	Most frequent type of formal childcare evidently accessed by responding parents	Second most frequent type of formal childcare evidently accessed by responding parents	Third most frequent type of formal childcare evidently accessed by responding parents
Crewe South	Pre-School or playgroup (44%)	After School Club (33%)	Day Nursery (33%)

The type of *informal* childcare responding parents/carers had evidently used for any of the children in their household at some point in 2022, was just me and/or a partner followed in frequency by grandparents.

- 22% of responding parents from the Crewe South Schools Planning Area stated that they were: **accessing formal childcare only**
- 11% of responding parents from the Crewe South Schools Planning Area stated that they were: **accessing informal childcare only**
- 67% of responding parents from the Crewe South Schools Planning Area stated that they were: **accessing formal and informal childcare**

Table 14 - Average number of hours (relevant) responding parents stated that they were accessing **formal** childcare for on a typical weekday in 2022 during term-time

Schools Planning Area	Average number of hours on a typical week day formal childcare was being accessed for – by relevant parents, during term time	Most frequent number of hours on a typical week day formal childcare was being accessed for – by relevant parents, during term time
Crewe South	6 hours 45 mins	9 hours

Table 15 - Weekdays which responding parents were evidently most frequently accessing formal childcare during: (a) school term-times and; (b) school holiday-times

Schools Planning Area	Most frequent weekday – during term-times	Most frequent weekday – during holiday times
Crewe South	Thursday	also Thursday

Table 16 - Average monthly amounts that relevant responding parents spent on formal childcare during: (a) term-time and: (b) school holiday-times

Schools Planning Area	Average monthly expenditure on formal childcare – term-time	Average monthly expenditure on formal childcare – holiday-time
Crewe South	£300	£381

All responding parents and carers were invited to state any types of *formal* childcare that they would like to access in the near future, which they were not accessing in summer 2022?:

Table 17 - Most frequent type(s) of formal childcare envisaged for future use

Schools Planning Area	Most frequent type of formal childcare evidently envisaged will be accessed in the future	Second most frequent type of formal childcare evidently envisaged will be accessed in the future	Third most frequent type of formal childcare evidently envisaged will be accessed in the future
Crewe South	Holiday Playscheme	Breakfast Club	Pre-School/Playgroup

The three most frequent themes and assurances that such relevant parents/carers stated that they would look for if they were to consider accessing formal childcare at some point in the future were – in order of frequency:

1. Good quality childcare
2. Affordable childcare
3. For it to be close to mt home

Funded Childcare

22% of responding Crewe South Schools Planning Area-resident, parents/carers stated that they had a child aged 2 years. However, 0 of such parents/carers subsequently stated that they were currently accessing the free entitlement for 2 year olds.

Additionally, 45% of responding parents/carers stated that they had a child aged 3 and/or 4 years and 75% of such parents/carers subsequently stated that they were currently accessing the universal 15 hours free entitlement for 3 and 4 year olds.

25% of such parents/carers subsequently stated that they were currently accessing the extended 30 hours childcare offer, with all of these parents/carers stating that it was either very easy to organise or fairly straightforward to organise.

Relevant parents were invited to give further feedback about funded childcare, with the most frequent type of feedback being (words to the effect) *“ideally all parents with 2 year olds would receive such an entitlement”*.

Childcare and COVID-19

All Crewe South Schools Planning Area-resident parents of pre-school aged children were invited to state whether they had any concerns about their relevant child(ren)'s early development, including their early years education, as a direct result of the COVID-19 pandemic?

35% of relevant parents stated Yes and their specific feedback included:

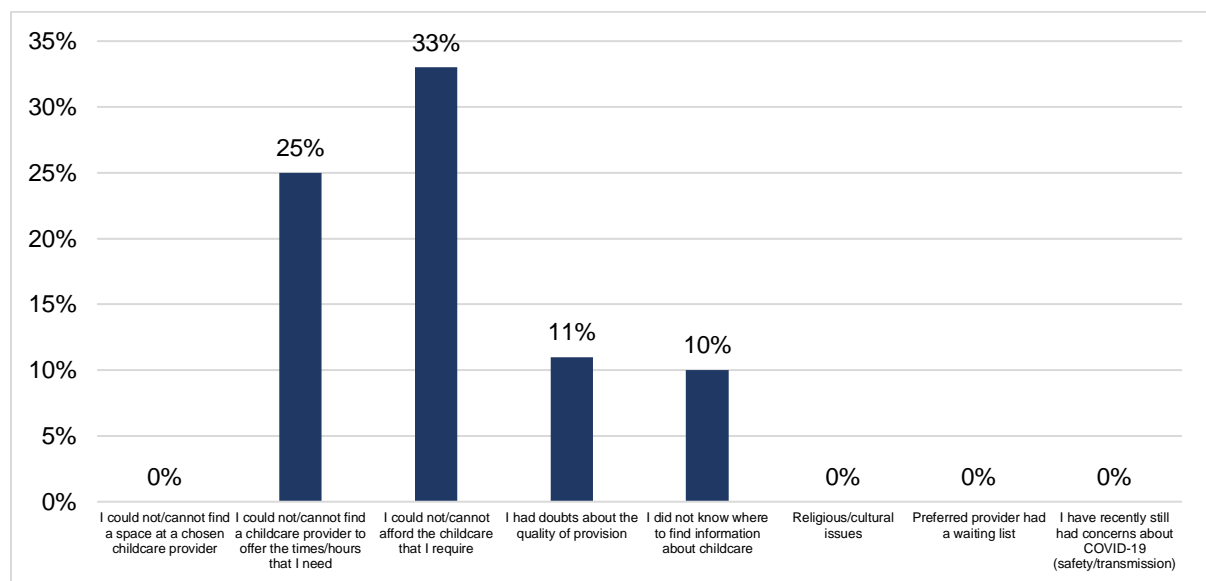
“My daughter seems to be catching up now, but I was concerned early on in the pandemic that she was not seeing other children or socialising as she otherwise would have. We actually started her at nursery earlier than we had planned to just so that she would be around other children”.

“He struggles to socialise and communicate now and also has no danger awareness”.

Barriers to accessing childcare

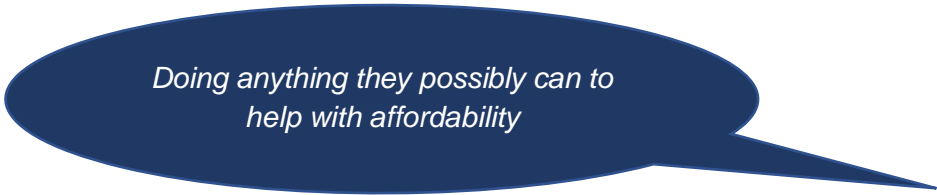
All Crewe South Schools Planning Area-resident parents were invited to state whether – at some point in time – they had experienced specific barriers to accessing childcare:

Image H - Incidence of barriers to accessing childcare



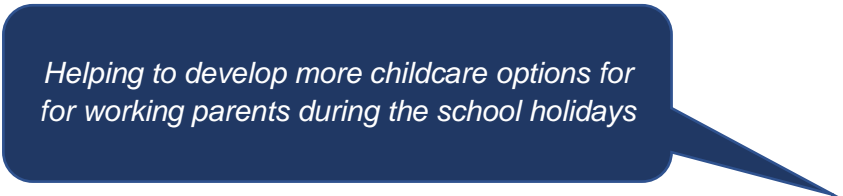
Childcare and Cheshire East Council

All Crewe South Schools Planning Area-resident parents were invited to state whether there was anything – in their opinion – that Cheshire East Council should be (continue to be) doing in terms of supporting parents and carers with childcare, in 2022? The most frequent type of feedback was (words to the effect):



Doing anything they possibly can to help with affordability

The second most frequent type of feedback was (words to the effect):



Helping to develop more childcare options for for working parents during the school holidays

Finally, all parents were invited to state whether they were aware of the existence of Cheshire East Family Information Service. For those who responded to this question: 15% stated that they were – and 85% stated that they were not, or they did not provide a specific response either way.