

## Congleton West

Future demand for early years childcare places may not be met fully by the uptake of existing vacant places. Provision will need to be planned for an increase in demand for both out of school places and early years childcare places.

## Summary Conclusion

Theme	Status	Supporting Evidence												
Is there an estimated additional forthcoming demand – up to 2027 – for 0-4 years early years childcare places in the Congleton West Schools Planning Area?	Yes	Local Authority calculations indicate that 23 new early years childcare places for 0-4 years would be required to maintain the 2022 sufficiency ratio.												
Is there an estimated additional forthcoming demand – up to 2027 – for 0-4 years out of school childcare places in the Congleton West Schools Planning Area?	Yes	Local Authority calculations indicate that 44 new out of school childcare places (including actual school-based) for 5-11 year olds would be required to maintain the 2022 sufficiency ratio.												
Are there any childcare providers with an evident intention (in summer 2022) to expand located in the Congleton West Schools Planning Area?	No	<table border="1"> <thead> <tr> <th>Type of Provider</th> <th>Percentage of providers with intention to increase capacity...</th> <th>Combined number of additional places...</th> </tr> </thead> <tbody> <tr> <td>Early Years Childcare Provider/Setting</td> <td>0</td> <td>n/a</td> </tr> <tr> <td>Out of School Childcare Provider</td> <td>0</td> <td>n/a</td> </tr> <tr> <td>Registered Childminder</td> <td>0</td> <td>n/a</td> </tr> </tbody> </table>	Type of Provider	Percentage of providers with intention to increase capacity...	Combined number of additional places...	Early Years Childcare Provider/Setting	0	n/a	Out of School Childcare Provider	0	n/a	Registered Childminder	0	n/a
Type of Provider	Percentage of providers with intention to increase capacity...	Combined number of additional places...												
Early Years Childcare Provider/Setting	0	n/a												
Out of School Childcare Provider	0	n/a												
Registered Childminder	0	n/a												
In terms of occupancy, what is there a greater incidence of? a) Waiting Lists b) Vacancies  among childcare providers located in the Congleton West Planning Area in summer 2022?	Waiting Lists/ Vacancies	<p><b>25% of all relevant providers stated that they had seen a waiting increase in size since summer 2021</b></p> <p>None of the relevant providers stated that they had seen a waiting list decrease in size since summer 2021</p>												
Is sustainability of existing childcare providers a risk factor in the Congleton West Schools Planning Area as of summer 2022. (with 'risk' being denoted as greater than 30% of childcare providers stating they had sustainability concerns in summer 2022).	Yes	67% of early years childcare providers/settings situated in the Alsager Schools Planning Area stated that they were experiencing <b>ongoing</b> sustainability issues as a result of COVID-19 – and a repeated theme was: recruitment of staff creating (especially at level 3 creating) sustainability challenges.												
Are there any evident plans by the Local Authority to develop new school places in the Congleton West Schools Planning Area – as of summer 2022?	No	No												

The **Congleton West Schools Planning Area** is situated in the central east area of the Cheshire East locality.

There are four new housing developments planned for construction and eventual occupation up to 2027, which will yield approximately 668 new dwellings within the Congleton West locality. Source: Cheshire East Council 2022

**Table 1 - resident number of children/young people and the potential additional population up to 2027 created by new housing developments** Source: Office of National Statistics 2021

Relevant School Planning Area ward = Congleton West	Number of resident children/young people in Schools Planning Area in 2020	The ONS 2021 forecast percentage increase in cohort population by 2027	Potential future additional population by 2027 for Schools Planning Area - by school cohort - when the new forthcoming 668 dwellings are factored-in – aligned to Cheshire East Council new yield formulas: For 0-4 years = 13 children per 100 dwelling For 5-11 years = 19 children per 100 dwelling For 12-18 years = 15 children per 100 dwelling		Estimated population at 2027 (ONS forecast + yield from new dwellings)	Population increase / decrease 2020 to 2027
0-4 years	380	No change	For:	+86	723	+67 (+10.2%)
3-4 years	276	-6.9%	0-4 years			
<b>Total 0-4 years</b>	<b>656</b>					
5-7 years	413	-5.8%	For:	+127	1,091	+103 (+10.5%)
8-11 years	575	No change	5-11 years			
<b>Total 5-11 years</b>	<b>988</b>					
12-18 years	<b>992</b>	+5%	For:	+148	1,142	+150 (+15%)
			12-18 years			
<b>Total 0-18 years</b>	<b>2,636</b>	<0.5%		+420	2,955	+320 (+12.1%)

## Supply and Provision dynamics

### Providers located in the Congleton West Schools Planning Area

The following **early years childcare settings/providers** are located in the Schools Planning Area

- Apple and Pears Day Nursery
- Black Firs County Primary School Nursery
- The Quinta Academy Nursery
- Astbury St Mary's C Of E Aided Primary School Nursery

These four providers account for a combined total of 224 registered places.

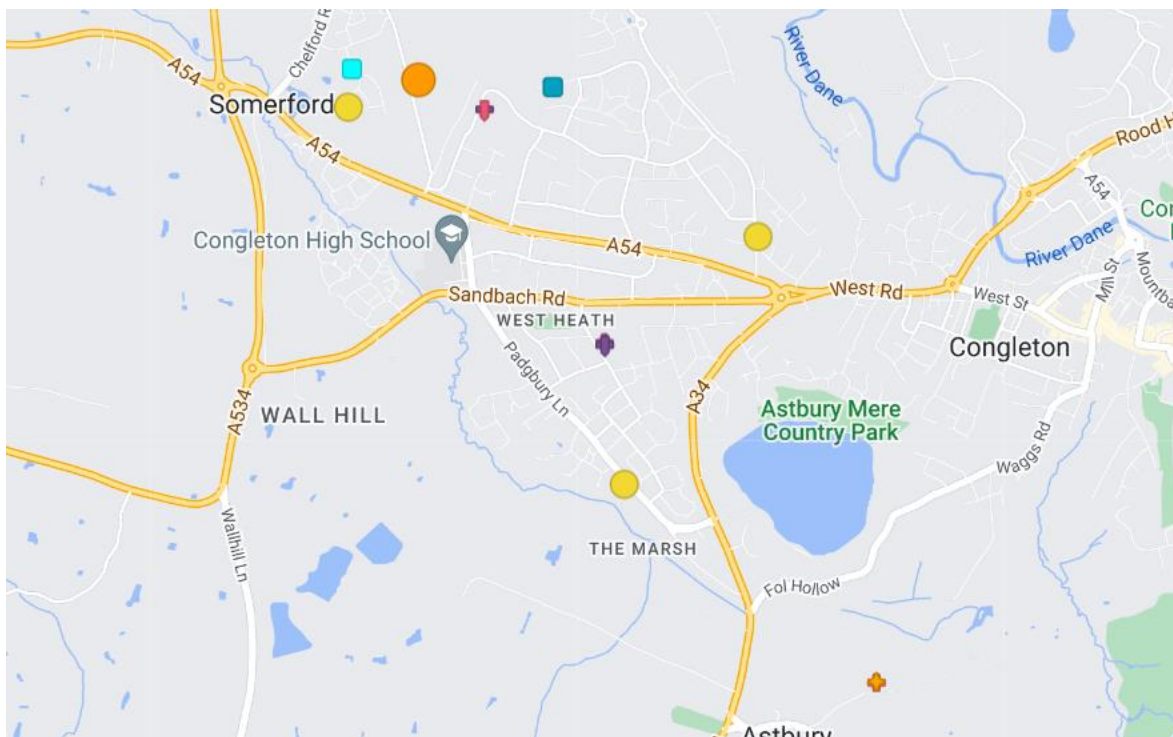
The following (school-based and non-school based) **out of school childcare providers** are located in the Schools Planning Area:

- Kids Zone

- Smallwood CofE Primary Academy Out of School Club
- Astbury St. Mary's CofE Primary School After School Club, Breakfast Club and Holiday Playscheme
- Black Firs Primary School After School Club and Breakfast Club
- Quinta Primary School After School Club, Breakfast Club and Holiday Playscheme

These five providers account for a combined total of 421 places. Additionally, three **registered childminders** are resident in the Schools Planning Area and they are accounting for a combined total of 18 registered places.

Image A below indicates the location and relative size of forthcoming new housing developments in relation to the current provision of early years and childcare situated in this geographical area



Key – childcare types and size / approved and under construction new housing developments and size

Academy Nursery		0-20 places		Denotes development	Development Size	Denotes development	Development Size
Day Nursery		21-30 places			0-99 new dwellings		200-499 new dwellings
Maintained or Independent School		31-40 places			100-199 new dwellings		500 new dwellings +
Out of School Club		41-50 places					
Pre-School Playgroup		51-75 places					
State Funded Nursery		76-100 places					
Childminder		101-200 places					
		0-5 places					
		6-10 places					
		11-15 places					

Feedback from a summer 2022 consultation with early years and childcare providers that are situated in the Schools Planning Area is outlined below on pages 4-11.

## Occupancy Dynamics in summer 2022

Table 2 - the incidence of: (a) waiting lists and (b) vacant places at Congleton West Schools Planning Area-based providers in summer 2022

Type of Provider	Percentage stating they had a waiting list in summer 2022	Percentage stating they had vacant places in summer 2022
Early Years Childcare Provider/Setting	67%	0
Out of School Childcare Provider	n/a	100%
Registered Childminder	0	0

- 0 of all relevant providers stated that they had seen a waiting list decrease in size since summer 2021
- 25% of all relevant providers stated that they had seen a waiting increase in size since summer 2021

Ultimately, aligned to the period: May 2021 – May 2022:

- 0 of Congleton West Schools Planning Area-based childcare providers stated: Our occupancy has *decreased*
- 71% of Congleton West Schools Planning Area-based childcare providers stated: Our occupancy has *increased*

## Fees

Table 3 - average fees charged by types of registered Congleton West Schools Planning Area-based childcare providers

Type of Provider	Average hourly fee	Average sessional fee
Early Years Childcare Provider/Setting	£5.59	
Breakfast Club		£6.67
Registered Childminder	£4.27	

## Hours

Table 4 - average opening and closing times for types of registered childcare providers located in the Congleton West Schools Planning Area

Type of Provider	Average opening/start time	Average close/finish time
Early Years Childcare Provider/Setting	08:25	16:06
After School Club	15:00	18:00
Registered Childminder	07:39	17:09

## Demand

Table 5 presents:

- (a) an indication of the existing level of sufficiency in the Congleton West Schools Planning Area-based aligned to the three types of formal childcare provision: 1/ early years childcare settings; 2/ registered childminders and; 3/ out of school childcare providers.
- (b) an indication about the extent to which forthcoming new housing developments (see Table 1) will alter the sufficiency landscape once all planned developments and new houses are constructed and occupied.

Table 5 - assessment of how new housing developments will change numbers of resident children and potential demand for childcare

Age Cohort	Existing number of childcare places in the Schools Planning Area in summer 2022		Population of cohort wards in locality in 2022	Childcare places available per child	Estimated population 2027	Estimated demand for places 2027
0-4 years	Number of places with: (a) Early years childcare providers	224	656	For early years childcare providers = 0.34	722	246 (+22)
	(b) Registered childminders	18		For registered childminders = 0.027		19 (+1)
	<b>Total Reg. Supply</b>	<b>242</b>				<b>265 (+23)</b>
5-11 years	Number of places with: (a) Out of school childcare providers (inc. actual school-based)	421	988	For out of school childcare providers = 0.425	1,091	463 (+42)
	(b) Registered childminders	18		For registered childminders = 0.018		20 (+2)
	<b>Total Reg. Supply</b>	<b>439</b>				<b>483 (+44)</b>

Table 5 indicates that 67 new childcare places may be required by 2027:

- 23 new early years childcare places for 0-4 years would be required to maintain the 2022 sufficiency ratio.
- 44 new out of school childcare places for 5-11 year olds would be required to maintain the 2022 sufficiency ratio.

It can be noted in Table 6 below that, as part of the response to the summer 2022 CSA structured interviews with childcare providers, 0 childcare providers/settings that are located in the Congleton West Schools Planning Area stated an intention to develop new provision in the forthcoming two years.

Table 6 - incidence of Congleton West Schools Planning Area-based childcare providers having plans/intentions to increase their capacity over the forthcoming two years

Type of Provider	Percentage of providers with intention to increase capacity...	Combined number of additional places...
Early Years Childcare Provider/Setting	0	n/a
Out of School Childcare Provider	0	n/a
Registered Childminder	0	n/a

## Funded Childcare

Table 7 - dynamics of provision in the Schools Planning Area in summer 2022 as outlined by responding settings/childminders

Type of Responding Provider	Number of free entitlement for 2 year olds offered in Schools Planning Area	Evident number of vacant places in summer 2022	Number of universal 15 hours free entitlement for 3&4 year olds offered in Planning Area	Evident number of vacant place in summer 2022	Number of 30 hours childcare offer places for 3&4 year olds offered in Planning Area	Evident number of vacant place in summer 2022
Early Years Childcare Provider/Settings	25	0	41	0	80	0
Registered Childminders	0	0	2	3	2	3

Table 8 - assessments of how much higher or lower each type of relevant provider envisaged the demand for 15 hours free entitlement for 3&4 year old places would be, in summer 2023

Type of Provider	% stating significantly higher	% stating higher – but not significantly	% stating About the Same	% stating lower – but not significantly	% stating significantly lower	% stating Don't Know
Early Years Childcare Provider/Settings	0	67%	33%	0	0	0
Registered Childminders	0	50%	0	0	0	50%

Table 9 - assessments of how much higher or lower each type of relevant provider envisaged the demand for free entitlement for 2 year old places would be, in summer 2023

Type of Provider	% stating significantly higher	% stating higher – but not significantly	% stating About the Same	% stating lower – but not significantly	% stating significantly lower	% stating Don't Know
Early Years Childcare Provider/Settings	0	33%	33%	0	0	33%
Registered Childminders	0	0	0	0	0	100%

Table 10 - assessments of how much higher or lower each type of relevant provider envisaged the demand for 30 hours childcare places would be, in summer 2023

Type of Provider	% stating significantly higher	% stating higher – but not significantly	% stating About the Same	% stating lower – but not significantly	% stating significantly lower	% stating Don't Know
Early Years Childcare Provider/Settings	0	67%	33%	0	0	0
Registered Childminders	0	50%	0	0	0	50%

## Workforce, Recruitment and Retention

Table 11 - fundamental workforce details among setting-based providers in the Congleton West Schools Planning Area in summer 2022

Type of Provider	Average number of staff employed at settings in the Congleton West Planning Area	Percentage of settings stating that they had staff leave in the past 12 months	Percentage of settings stating that they were currently experiencing problems with recruitment and/or retention	Percentage of settings stating that they had training needs or gaps
Early Years Childcare Provider/Setting	17	33%	67%	33%
Out of School Childcare Provider	6	100%	50%	50%

Repeated stated reasons for staff leaving settings *included*:

- Staff deciding to work in a different sector
- Wanted a role with more hours

Stated posts/positions that evidently were aligned to recruitment or retention challenges/difficulties *included*:

- Qualified to Level 3
- Apprenticeships
- Qualified (unspecified) staff

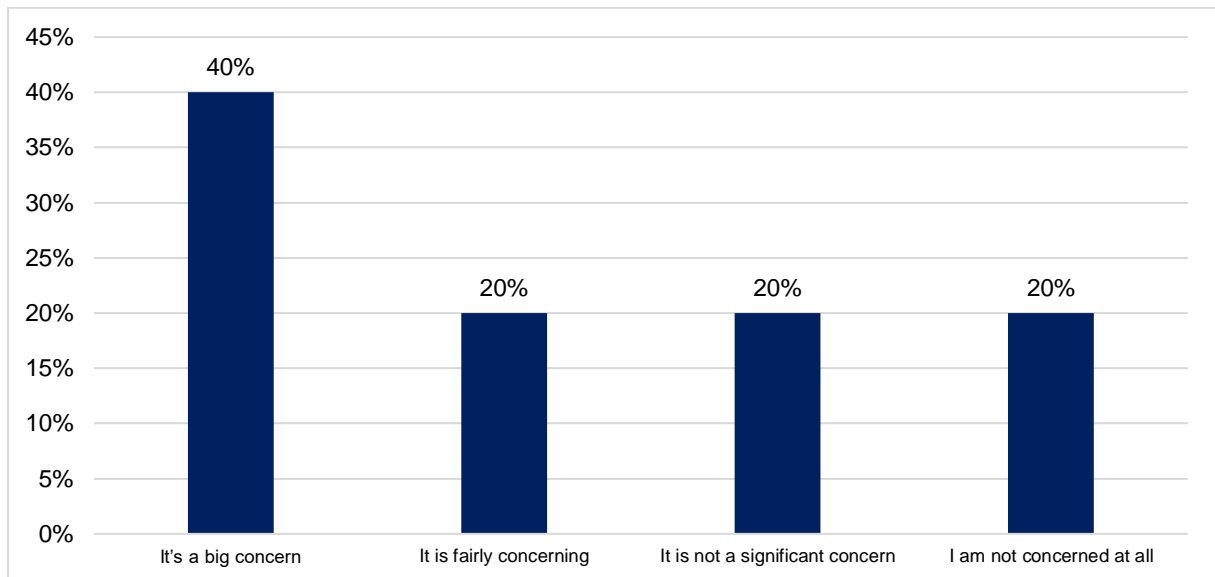
Stated training gaps/needs were:

- Playworker

Additionally, 50% of registered childminders stated that they had a training gap/need and these *included*:

- Training to keep up with modernized delivery approaches

Image B - level of concern that setting-based childcare providers had about the theme of workforce recruitment and retention, including for the forthcoming period: summer 2022 – summer 2023



## Sustainability

67% of early years childcare providers/settings situated in the Congleton West Schools Planning Area stated that they were experiencing **ongoing** sustainability issues as a result of COVID-19 – and a repeated theme was: recruitment of staff (especially at Level 3) creating sustainability challenges.

One of out of school childcare provider situated in the Congleton West Schools Planning Area stated that they were experiencing an ongoing sustainability issue(s) as a result of COVID-19.

0 registered childminders situated in the Congleton West Schools Planning Area stated that they were experiencing ongoing sustainability issues as a result of COVID-19.



Image C - how parents/families were continuing to feel in terms of their child(ren) (re)attending childcare, according to Congleton West Schools Planning Area-based childcare providers

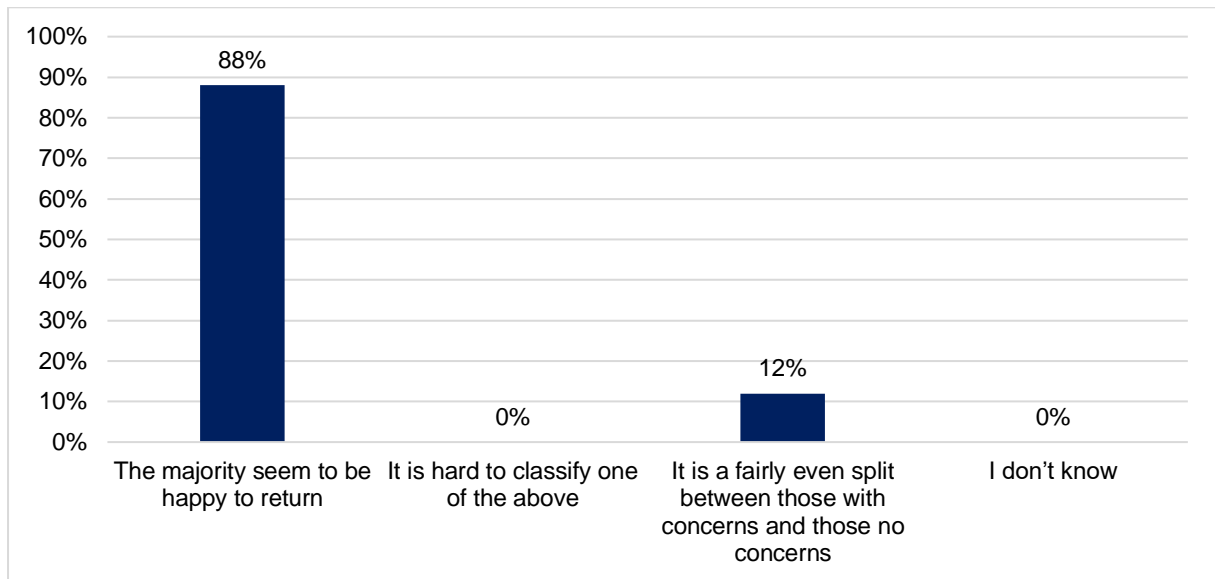
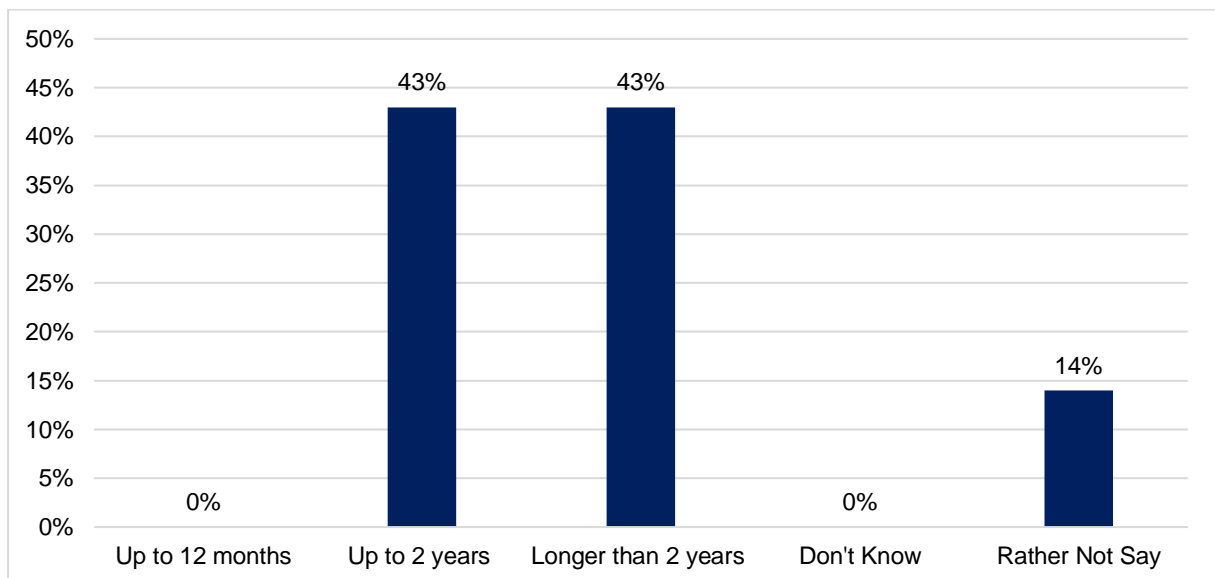


Image D - length of time childcare providers stated that they expected to be providing childcare for



## SEND

80% of setting-based early years childcare and out of school childcare providers stated that they had at least one team member with a SEND-themed qualification.

Repeated examples of qualifications stated were:

- A trained SENCO
- Staff member(s) with Autism training/qualification
- General SEND qualification

Image E - Numbers of enquiries that responding childcare providers stated that they received in each calendar year from a carer of a child with SEND

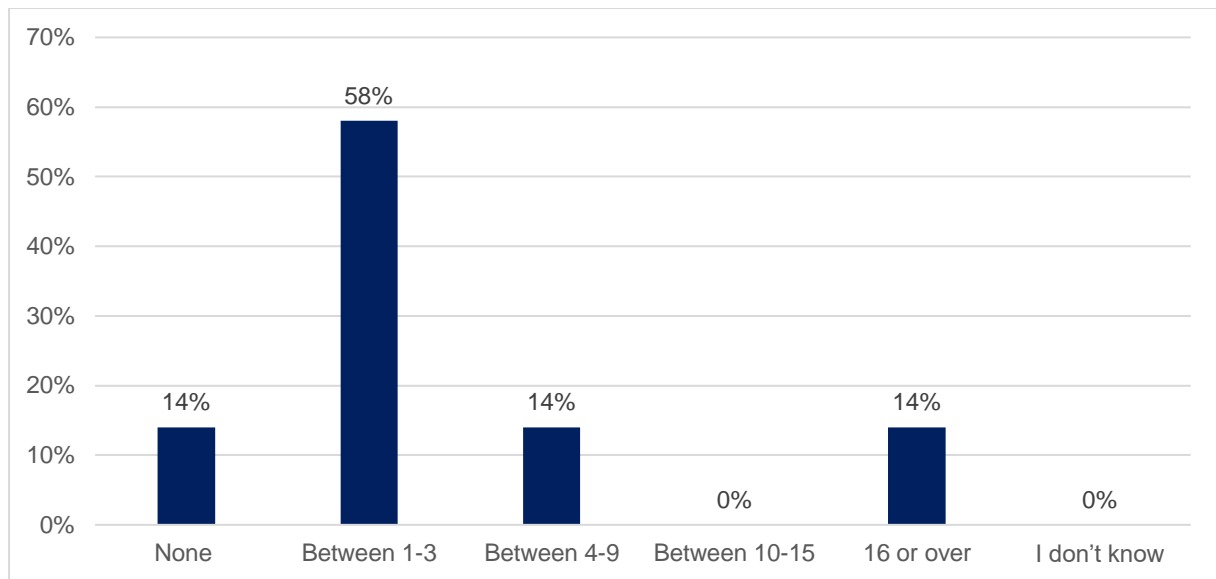
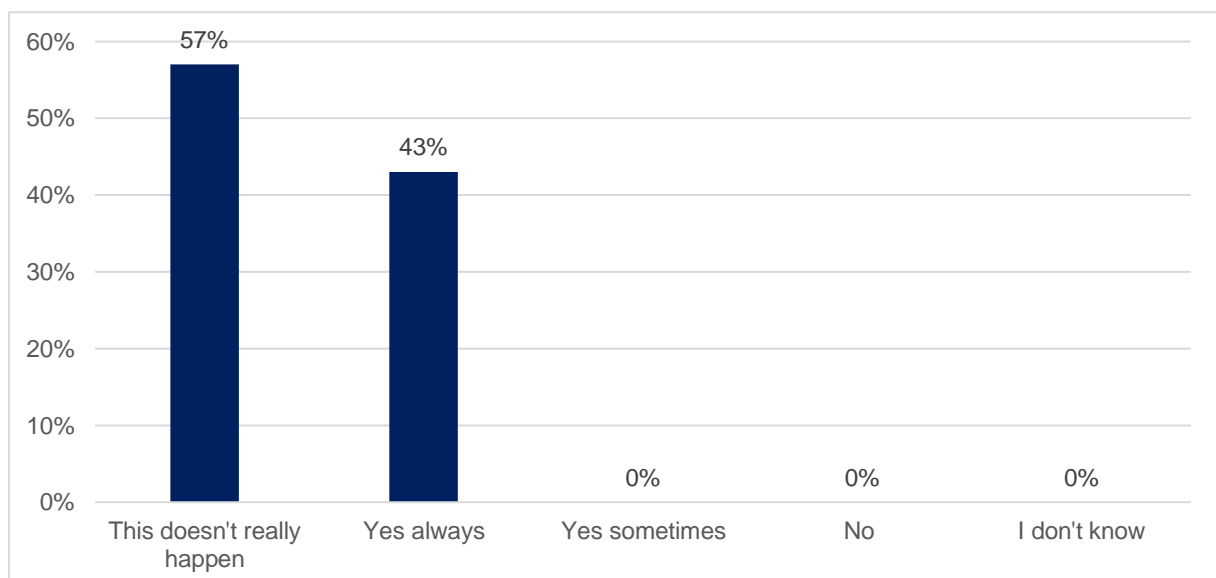


Image F - frequency with which childcare providers stated that they refer a family to another childcare provider if they cannot not take a SEND child for any reason



40% of Congleton West Schools Planning Area-based early years childcare settings/providers and out of school childcare providers stated that they were still noticing some ongoing effects of COVID-19 on the development, behavior or demeanor of certain children.

Correspondingly, 50% of Congleton West Planning Area-based registered childminders stated that they were still noticing some ongoing effects of COVID-19 on the development, behavior or demeanor of certain children.

Ultimately, all setting-based (early years and out of school) childcare providers were requested to state, on a scale of 1 – 10, how **confident** they thought they were as a whole setting in supporting children/young people with SEND:

The average rating provided by early years childcare providers/setting was 8/10 – and thus it can be assumed that approximately 80% of early years providers are accessible to children with SEND in the Congleton West Schools Planning Area.

The average rating provided by out of school childcare providers/setting was 7.5/10 – and thus it can be assumed that approximately 75% of all out of school providers are accessible to children with SEND in the Congleton West Schools Planning Area.

Additionally, the average rating provided by registered childminders was 9/10 – and thus it can be assumed that approximately 90% of childminders are accessible to children with SEND in the Congleton West Schools Planning Area.

### Role of Cheshire East Council

Finally, all childcare providers were invited to state the types of further and continued support that they would appreciate from the local authority. The three most frequent requests were:

1. Support with meeting the needs of SEND children
2. Continued information on the availability of grants (funding)
3. Support to help (isolated) childminders to network and communicate

## Perspective of Parents and Carers resident in the Congleton West Schools Planning Area

### Background of respondents

2% of the respondents to the summer 2022 Cheshire East Council Childcare Parental Demand survey were resident in the Congleton West Schools Planning Area.

All responding parents and carers across all of the Schools Planning Areas were invited to state what term best described their current circumstances aligned to their **employment status**. The most frequent stated circumstance of responding parents was in full-time employment/self-employment (30 hours + per week) (30%).

All responding parents and carers responding from the Congleton West Schools Planning Area were invited to state their annual family income bracket (before tax).

Table 12 - Incidence of gross household income per year (before deductions/tax)

Annual household income	Percentage of relevant responding Congleton West locality parents/carers	Most frequently stated type of formal childcare accessed during term-time
Up to £16,190	0	n/a
£16,190 - £29,999	8%	Pre-School/Playgroup
£30,000 - £54,999	8%	After School Club
£55,000 - £99,999	31%	Day Nursery
£100,000 or above	0	n/a
I don't know	8%	n/a
I would rather not say	8%	n/a
Did not say	33%	n/a

### Feedback from carers of children and young people with SEND

8% of responding parents, i.e. carers, who were resident in the Congleton West Schools Planning Area stated that they were caring for/raising at least one child with SEND or a long-term illness. The SEND type stated was Speech, Language and Communication Needs.

These relevant respondents were invited to describe any particular issue(s) they have experienced as a carer of a child with SEND in accessing childcare – and the sole theme highlighted was: Setting unable to cater for my children's special needs or disabilities.

## Usage of Formal and Informal Childcare

Table 13 - Most frequent type(s) of formal childcare evidently accessed within the Congleton West Schools Planning Area

Schools Planning Area	Most frequent type of formal childcare evidently accessed by responding parents	Second most frequent type of formal childcare evidently accessed by responding parents	Third most frequent type of formal childcare evidently accessed by responding parents
Congleton West	Day Nursery (61%)	After School Club (23%)	Pre-School/Playgroup (20%)

The type of *informal* childcare responding parents/carers had evidently used for any of the children in their household at some point in 2022, was just me and/or a partner (38%) and with an equal frequency: grandparents (38%).

- 23% of responding parents from the Congleton West Schools Planning Area stated that they were: **accessing formal childcare only**
- 15% of responding parents from the Congleton West Schools Planning Area stated that they were: **accessing informal childcare only**
- 62% of responding parents from the Congleton West Schools Planning Area stated that they were: **accessing formal and informal childcare**

Table 14 - Average number of hours (relevant) responding parents stated that they were accessing **formal** childcare for on a typical weekday in 2022 during term-time

Schools Planning Area	Average number of hours on a typical week day formal childcare was being accessed for – by relevant parents, during term time	Most frequent number of hours on a typical week day formal childcare was being accessed for – by relevant parents, during term time
Congleton West	7 hours 27 minutes	8

Table 15 - Weekdays which responding parents were evidently most frequently accessing formal childcare during: (a) school term-times and; (b) school holiday-times

Schools Planning Area	Most frequent weekday – during term-times	Most frequent weekday – during holiday times
Congleton West	Thursday	Thursday

Table 16 - Average monthly amounts that relevant responding parents spent on formal childcare during: (a) term-time and: (b) school holiday-times

Schools Planning Area	Average monthly expenditure on formal childcare – term-time	Average monthly expenditure on formal childcare – holiday-time
Congleton West	£359	£428

All responding parents and carers were invited to state any types of *formal* childcare that they would like to access in the near future, which they were not accessing in summer 2022?:

Table 17 - Most frequent type(s) of formal childcare envisaged for future use

Schools Planning Area	Most frequent type of formal childcare evidently envisaged will be accessed in the future	Second most frequent type of formal childcare evidently envisaged will be accessed in the future	Third most frequent type of formal childcare evidently envisaged will be accessed in the future
Congleton West	Holiday Playscheme	Day Nursery	Breakfast Club

The three most frequent themes and assurances that such relevant parents/carers stated that they would look for if they were to consider accessing formal childcare at some point in the future were – in order of frequency:

1. For it to be close to my home/work
2. For there to be good play opportunities
3. Good quality

### Funded Childcare

23% of responding Congleton West Schools Planning Area-resident, parents/carers stated that they had a child aged 2 years. 0 such parents/carers subsequently stated that they were currently accessing the free entitlement for 2 year olds.

Additionally, 46% of responding parents/carers stated that they had a child aged 3 and/or 4 years and though 0 of such parents/carers subsequently stated that they were currently accessing the universal 15 hours free entitlement for 3 and 4 year olds -

30% of such parents/carers subsequently stated that they *were* currently accessing the extended 30 hours childcare offer, with all of these parents/carers stating that it was either very easy to organise or fairly straightforward to organise.

## Childcare and COVID-19

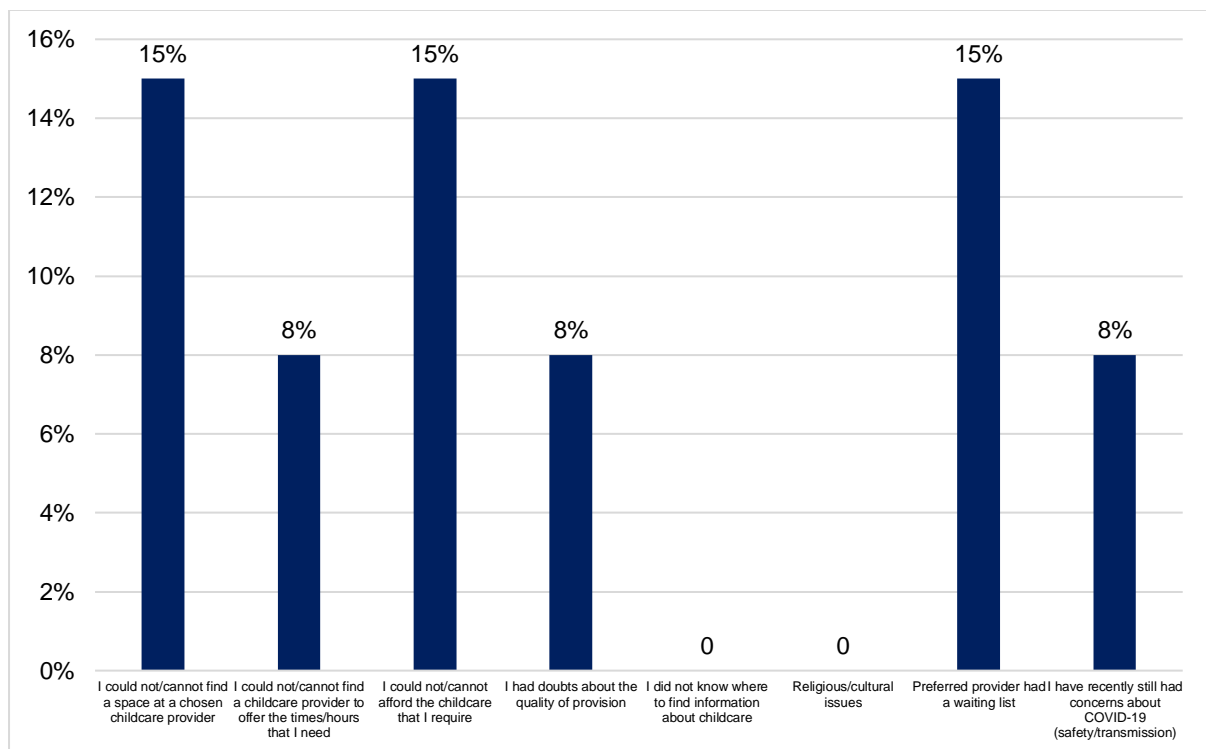
All Congleton West Schools Planning Area-resident parents of pre-school aged children were invited to state whether they had any concerns about their relevant child(ren)'s early development, including their early years education, as a direct result of the COVID-19 pandemic?

15% of relevant parents stated Yes and the most frequent type of concern was (words to the effect): *"I am concerned about my child's 'social development'".*

## Barriers to accessing childcare

All Congleton West Schools Planning Area-resident parents were invited to state whether – at some point in time – they had experienced specific barriers to accessing childcare:

Image H - Incidence of barriers to accessing childcare



## Childcare and Cheshire East Council

All Congleton West Schools Planning Area-resident parents were invited to state whether there was anything that Cheshire East Council should be doing in terms of supporting parents and carers with childcare, in 2022. Feedback included:

*They should be providing another school in the area. There are too many new houses and not enough schools to accommodate children*

*They need to support more people to train to be able to work in a nursery... we had to move our child to a different nursery due to staffing in the nursery we were initially using...*

Finally, all parents were invited to state whether they were aware of the existence of Cheshire East Family Information Service. For those who responded to this question: 8% stated that they were – and 92% stated that they were not or they did not provide a specific response either way.