

Bollington

Summary Conclusion

Future demand for early years childcare places and out of school childcare places will in all probability be met by existing provision and forthcoming new provision over the five years - moving toward 2027.

Theme	Status	Supporting Evidence												
Is there an estimated additional forthcoming demand – up to 2027 – for 0-4 years early years childcare places in the Bollington Schools Planning Area?	No	Local Authority calculations indicate that 10 fewer early years childcare places for 0-4 years would be required to maintain the 2022 sufficiency ratio.												
Is there an estimated additional forthcoming demand – up to 2027 – for 0-4 years out of school childcare places in the Bollington Schools Planning Area?	No	Local Authority calculations indicate that 10 fewer out of school childcare places (including actual school-based) for 5-11 year olds would be required to maintain the 2022 sufficiency ratio.												
Are there any childcare providers with an evident intention (in summer 2022) to expand located in the Bollington Planning Area?	Yes	<table border="1"> <thead> <tr> <th>Type of Provider</th> <th>Percentage of providers with intention to increase capacity...</th> <th>Combined number of additional places...</th> </tr> </thead> <tbody> <tr> <td>Early Years Childcare Provider/Setting</td> <td>16%</td> <td>6</td> </tr> <tr> <td>Out of School Childcare Provider</td> <td>0</td> <td>0</td> </tr> <tr> <td>Registered Childminder</td> <td>0</td> <td>0</td> </tr> </tbody> </table>	Type of Provider	Percentage of providers with intention to increase capacity...	Combined number of additional places...	Early Years Childcare Provider/Setting	16%	6	Out of School Childcare Provider	0	0	Registered Childminder	0	0
Type of Provider	Percentage of providers with intention to increase capacity...	Combined number of additional places...												
Early Years Childcare Provider/Setting	16%	6												
Out of School Childcare Provider	0	0												
Registered Childminder	0	0												
<p>In terms of occupancy, what is there a greater incidence of?</p> <p>a) Waiting Lists</p> <p>b) Vacancies</p> <p>among childcare providers located in the Bollington Planning Area in summer 2022?</p>	Waiting Lists/ Vacancies	<p>67% of all relevant providers stated that they had seen a waiting increase in size since summer 2021</p> <p>None of the relevant providers stated that they had seen a waiting list decrease in size since summer 2021</p>												
<p>Is sustainability of existing childcare providers a risk factor in the Bollington Schools Planning Area as of summer 2022.</p> <p>(with 'risk' being denoted as greater than 30% of childcare providers stating they had sustainability concerns in summer 2022).</p>	Yes	<p>33% of early years childcare providers/settings situated in the Bollington Schools Planning Area stated that they were experiencing <i>ongoing</i> sustainability issues as a result of COVID-19 – and repeated themes were:</p> <ol style="list-style-type: none"> 1. Recruitment of staff creating sustainability challenges - 2. Not having the physical space to increase capacity 												
Are there any evident plans by the Local Authority to develop new school places in the Bollington Schools Planning Area – as of summer 2022?	No	No												

The **Bollington Schools Planning Area** is located in the north east area of the Cheshire East locality.

There are 0 new housing developments evidently planned for construction and eventual occupation up to 2027 in this Schools Planning Area. Source: Cheshire East Council 2022

Table 1 - resident number of children/young people and the potential additional population up to 2027 Source: Office of National Statistics 2021

Relevant School Planning Area wards = Bollington	Number of resident children/young people in Schools Planning Area in 2020	The ONS 2021 forecast percentage increase in cohort population by 2027	Potential future additional population by 2027 for Schools Planning Area - by school cohort - when the 0 dwellings are factored-in – aligned to Cheshire East Council new yield formulas: For 0-4 years = 13 children per 100 dwelling For 5-11 years = 19 children per 100 dwelling For 12-18 years = 15 children per 100 dwelling		Estimated population at 2027 (ONS forecast + yield from new dwellings)	Population increase / decrease 2020 to 2027
0-4 years	239	No change	For:	+0	413	-13 (+3%)
3-4 years	187	-6.9%	0-4 years			
Total 0-4 years	426					
5-7 years	301	-5.8%	For:	+0	695	-17 (-4.1%)
8-11 years	411	No change	5-11 years			
Total 5-11 years	712					
12-18 years	674	+5%	For:	+0	708	+34 (+5%)
Total 0-18 years	1,812	<0.5%		+0	1,816	+4 (<0.5%)

Supply and Provision dynamics

Providers located in the Bollington Schools Planning Area

The following **early years childcare settings/providers** are located in the Schools Planning Area

- Footprints Day Nursery Bollington
- Bright Horizons Family Solutions (Tytherington)
- Daisybank Day Nursery
- Nursery Rhymes Children’s Day Nursery Ltd
- Allsorts Pre-School Playgroup
- Bollington Methodist Pre-School

These six providers account for a combined total of 301 registered places.

There are five **out of school childcare provider** located in the Schools Planning Area:

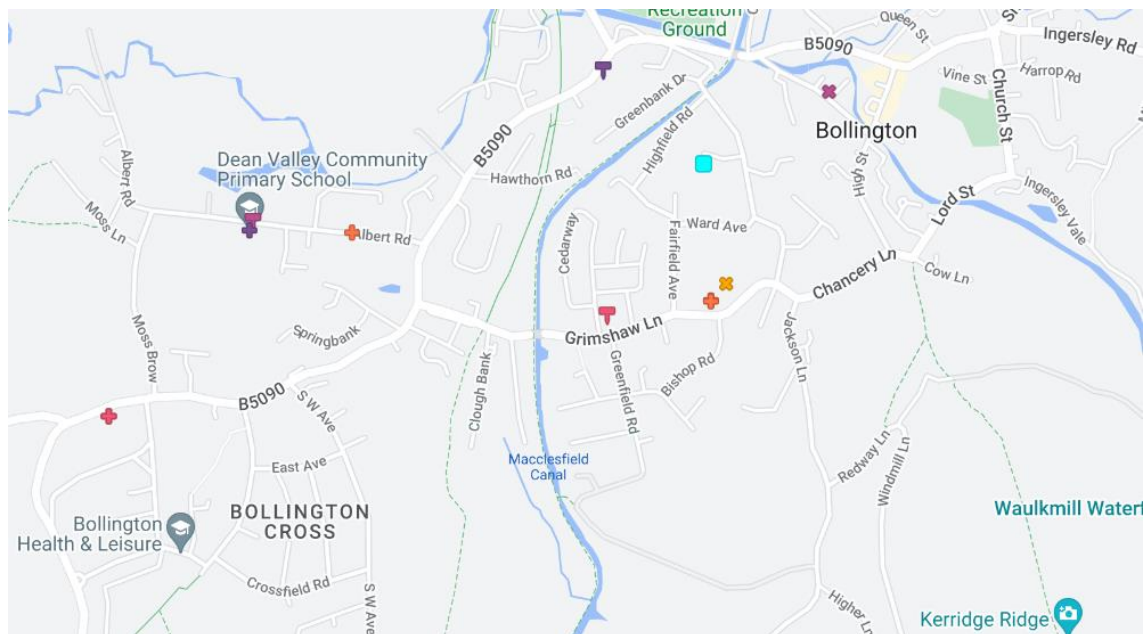
- Goslings Out of School Club

- Bollington Cross CofE Primary School After School Club and Breakfast Club
- Bollington St. John's CofE Primary School After School Club and Breakfast Club
- Dean Valley Primary School After School Club and Breakfast Club
- St. Gregory's Catholic Primary School After School Club and Breakfast Club

These five providers account for a combined total of 368 places.

Additionally, there is also one **registered childminder** resident in the Schools Planning Area and that individual accounts for a total of 6 registered places.

Image A below indicates the location and relative size of forthcoming new housing developments in relation to the current provision of early years and childcare situated in this geographical area



Key – childcare types and size / approved and under construction new housing developments and size

Academy Nursery		0-20 places		Denotes development	Development Size	Denotes development	Development Size
Day Nursery		21-30 places			0-99 new dwellings		200-499 new dwellings
Maintained or Independent School		31-40 places			100-199 new dwellings		500 new dwellings +
Out of School Club		41-50 places					
Pre-School Playgroup		51-75 places					
State Funded Nursery		76-100 places					
Childminder		101-200 places					
		0-5 places					
		6-10 places					
		11-15 places					

Feedback from a summer 2022 consultation with early years and childcare providers that are situated in the Schools Planning Area is outlined below on pages 4-10.

Occupancy Dynamics in summer 2022

Table 2 - the incidence of: (a) waiting lists and (b) vacant places at Bollington Schools Planning Area-based providers in summer 2022

Type of Provider	Percentage stating they had a waiting list in summer 2022	Percentage stating they had vacant places in summer 2022
Early Years Childcare Provider/Setting	0	0
Out of School Childcare Provider ¹ <i>see below</i>	n/a	n/a
Registered Childminder ² <i>see below</i>	n/a	n/a

Ultimately, aligned to the period: May 2021 – May 2022:

- 0 of Bollington Schools Planning Area-based childcare providers stated: Our occupancy has *decreased*
- 67% of Bollington Schools Planning Area-based childcare providers stated: Our occupancy has *increased*

Fees

Table 3 - average fees charged by Bollington Schools Planning Area-based early years childcare providers/settings

Type of Provider	Average hourly fee	Average sessional fee
Early Years Childcare Provider/Setting	£5.39	

Hours

Table 4 - average opening and closing times for early years childcare providers located in the Bollington Planning Area

Type of Provider	Average opening/start time	Average close/finish time
Early Years Childcare Provider/Setting	07:45	17:40

¹ The four out of school providers located in the SPA are all non-registered and school-based.

² The one childminder located in the SPA was not reached during the 2022 CSA consultation

Demand

Table 5 presents an indication of the existing level of sufficiency in the Bollington Schools Planning Area-based aligned to the three types of formal childcare provision: 1/ early years childcare settings; 2/ registered childminders and; 3/ out of school childcare providers.

Table 5 - assessment of changing numbers of resident children and potential demand for childcare

Age Cohort	Existing number of childcare places in the Schools Planning Area in summer 2022		Population of cohort wards in locality in 2022	Childcare places available per child	Estimated population 2027	Estimated demand for places 2027
0-4 years	Number of places with: (a) Early years childcare providers	301	426	For early years childcare providers = 0.706	413	291 (-10)
	(b) Registered childminders	6		For registered childminders = 0.014		6 (0)
	Total Reg. Supply	307				(297) (-10)
5-11 years	Number of places with: (a) Out of school childcare providers (inc. actual school-based)	368	712	For out of school childcare providers = 0.516	695	358 (-10)
	(b) Registered childminders	6		For registered childminders = 0.085		6 (0)
	Total Reg. Supply	374				364 (-10)

Table 2 indicates that 20 fewer childcare places may be required by 2027:

- 10 fewer early years childcare places for 0-4 years would be required to maintain the 2022 sufficiency ratio.
- 10 fewer out of school childcare places for (including actual school-based) 5-11 year olds would be required to maintain the 2022 sufficiency ratio.

One of the early years childcare providers/settings that is located in the Bollington Schools Planning Area did state an intention to develop new provision in the forthcoming two years - which constituted 6 new places.

Funded Childcare

Table 7 - Dynamics of provision in the Bollington Schools Planning Area in summer 2022 as outlined by *responding* settings

Type of Responding Provider	Number of free entitlement for 2 year olds offered in Schools Planning Area	Evident number of vacant places in summer 2022	Number of universal 15 hours free entitlement for 3&4 year olds offered in Planning Area	Evident number of vacant place in summer 2022	Number of 30 hours childcare offer places for 3&4 year olds offered in Planning Area	Evident number of vacant place in summer 2022
Early Years Childcare Provider/Settings	28	1	36	16	51	0

Table 8 - assessments of how much higher or lower each type of relevant provider envisaged the demand for 15 hours free entitlement for 3&4 year old places would be, in summer 2023

Type of Provider	% stating significantly higher	% stating higher – but not significantly	% stating About the Same	% stating lower – but not significantly	% stating significantly lower	% stating Don't Know
Early Years Childcare Provider/Settings	0	0	67%	0	0	33%
Registered Childminders	0	0	0	0	0	0

Table 9 - assessments of how much higher or lower each type of relevant provider envisaged the demand for free entitlement for 2 year old places would be, in summer 2023

Type of Provider	% stating significantly higher	% stating higher – but not significantly	% stating About the Same	% stating lower – but not significantly	% stating significantly lower	% stating Don't Know
Early Years Childcare Provider/Settings	0	0	67%	0	0	33%
Registered Childminders	0	0	0	0	0	0

Table 10 - assessments of how much higher or lower each type of relevant provider envisaged the demand for 30 hours childcare places would be, in summer 2023

Type of Provider	% stating significantly higher	% stating higher – but not significantly	% stating About the Same	% stating lower – but not significantly	% stating significantly lower	% stating Don't Know
Early Years Childcare Provider/Settings	0	0	33%	0	0	67%
Registered Childminders	0	0	0	0	0	0

Workforce, Recruitment and Retention

Table 11 - fundamental workforce details among setting-based providers in the Bollington Schools Planning Area in summer 2022

Type of Provider	Average number of staff employed at settings in the Bollington Planning Area	Percentage of settings stating that they had staff leave in the past 12 months	Percentage of settings stating that they were currently experiencing problems with recruitment and/or retention	Percentage of settings stating that they had training needs or gaps
Early Years Childcare Provider/Setting	11	100%	100%	0

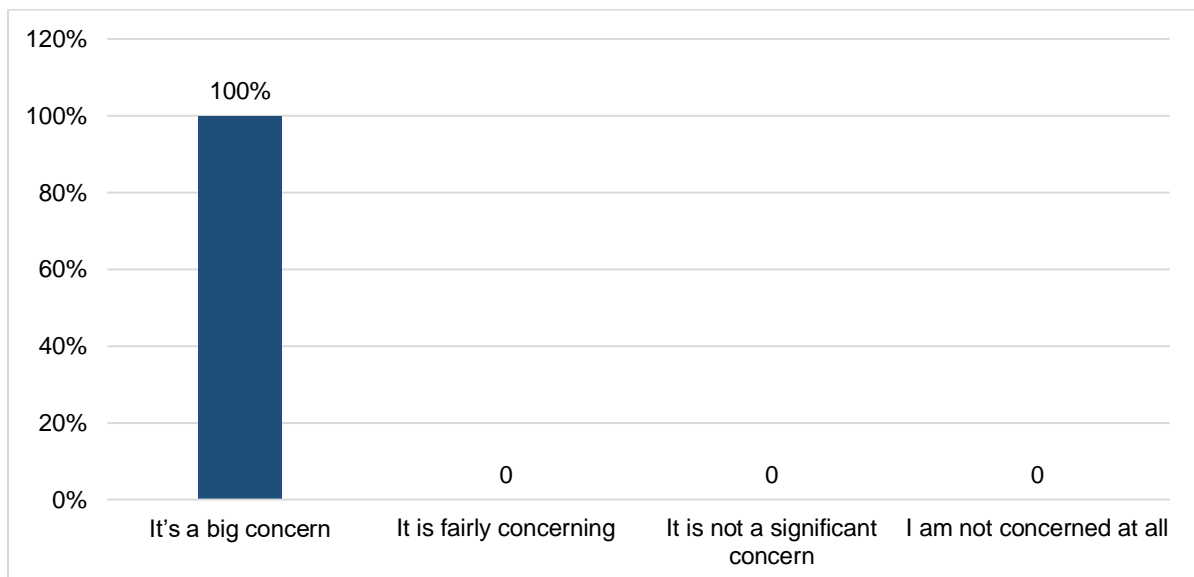
Repeated stated reasons for staff leaving settings *included*:

- Staff deciding to work in a different sector
- Wanted a role with less hours

Stated posts/positions that evidently were aligned to recruitment or retention challenges/difficulties *included*:

- Qualified to Level 3
- Room leader

Image B - level of concern that setting-based childcare providers had about the theme of workforce recruitment and retention, including for the forthcoming period: summer 2022 – summer 2023



Sustainability

33% of early years childcare providers/settings situated in the Bollington Schools Planning Area stated that they were experiencing **ongoing** sustainability issues as a result of COVID-19 – and repeated themes were:

1. Recruitment of staff creating sustainability challenges
2. Inability to physical expand in current space

Image C - how parents/families were continuing to feel in terms of their child(ren) (re)attending childcare, according to Bollington Schools Planning Area-based childcare providers

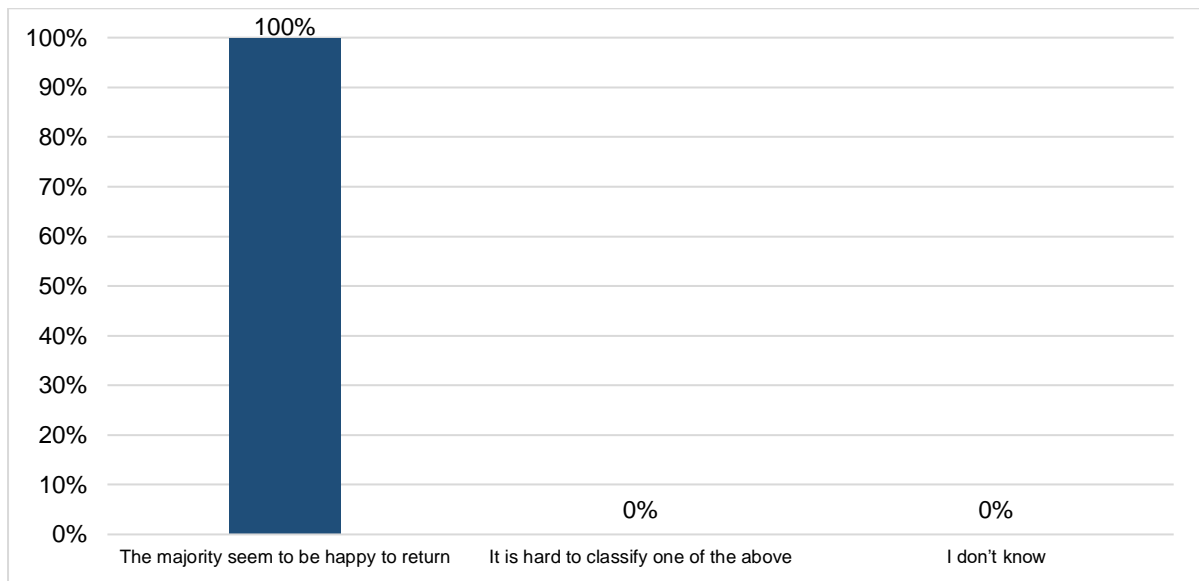
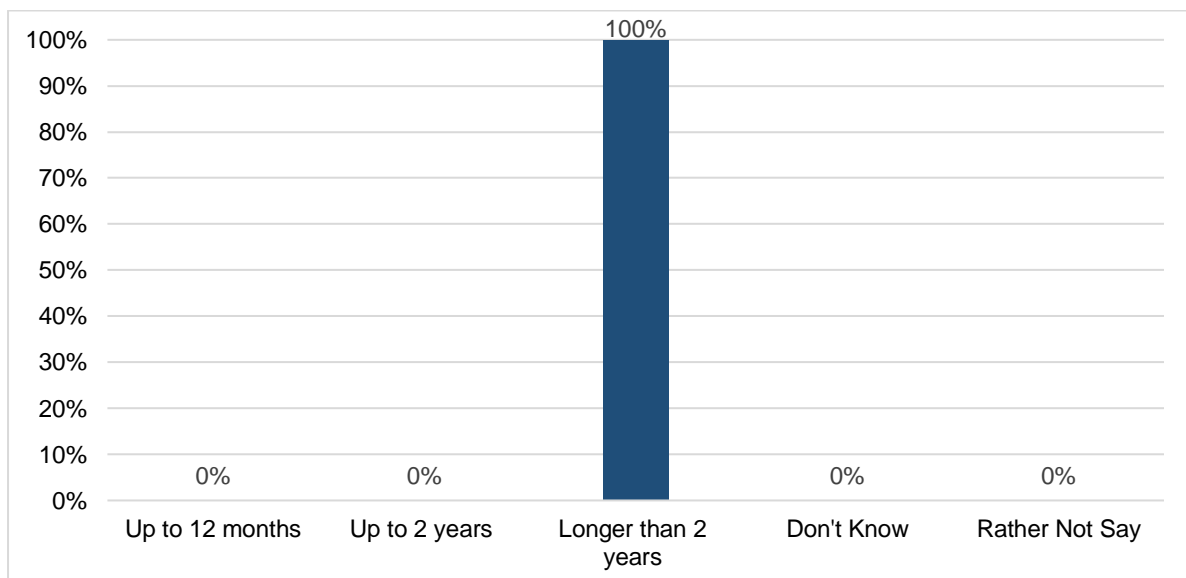


Image D - length of time childcare providers stated that they expected to be providing childcare for



SEND

100% of setting-based early years childcare and out of school childcare providers stated that they had at least one team member with a SEND-themed qualification.

Repeated examples of qualifications stated were:

- A trained SENCO
- Childcare themed degree qualification

Image E - Numbers of enquiries that responding childcare providers stated that they received in each calendar year from a carer of a child with SEND

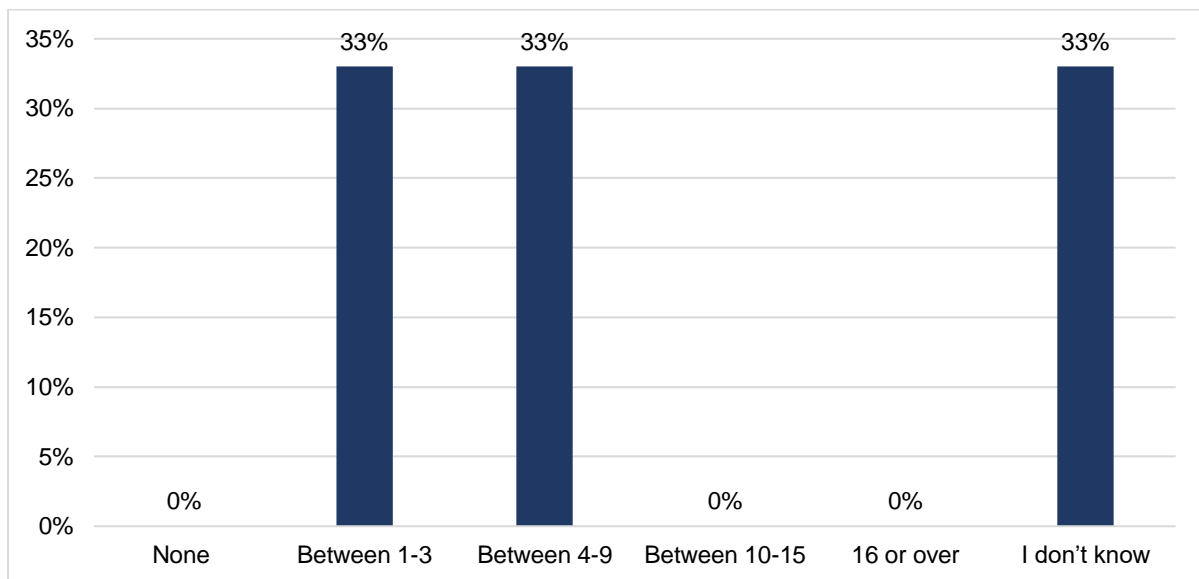
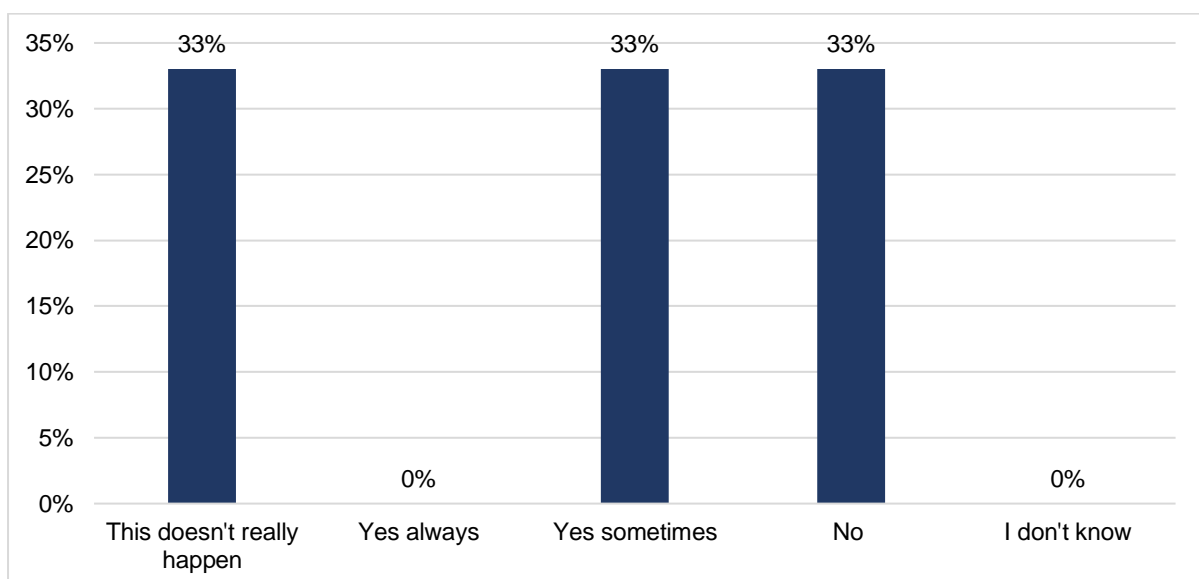


Image F - frequency with which childcare providers stated that they refer a family to another childcare provider if they cannot not take a SEND child for any reason



67% of Bollington Schools Planning Area-based early years childcare settings/providers and out of school childcare providers stated that they were still noticing some ongoing effects of COVID-19 on the development, behavior or demeanor of certain children.

Ultimately, all setting-based early years childcare providers were requested to state, on a scale of 1 – 10, how **confident** they thought they were as a whole setting in supporting children/young people with SEND. The average rating provided by early years childcare providers/setting was 7/10 – and thus it can be assumed that approximately 70% of early years providers are accessible to children with SEND in the Bollington Schools Planning Area.

Role of Cheshire East Council

Finally, all early years childcare settings/providers were invited to state the types of further and continued support that they would appreciate from the local authority. The one repeated request was for: help with readiness and compliance for Ofsted inspections.

Perspective of Parents and Carers resident in the Bollington Schools Planning Area

Background of respondents

3% of the respondents to the summer 2022 Cheshire East Council Childcare Parental Demand survey were resident in the Bollington Schools Planning Area.

All responding parents and carers across all of the Schools Planning Areas were invited to state what term best described their current circumstances aligned to their **employment status**. The most frequent stated circumstance of responding parents was in self-employment (50%), followed in frequency by full-time employment/self-employment (33%).

All responding parents and carers responding from the Bollington Schools Planning Area were invited to state their annual family income bracket (before tax).

Table 12 - Incidence of gross household income per year (before deductions/tax)

Annual household income	Percentage of relevant responding Bollington locality parents/carers	Most frequently stated type of formal childcare accessed during term-time
Up to £16,190	17%	Informal only
£16,190 - £29,999	0	n/a
£30,000 - £54,999	17%	Holiday Playscheme
£55,000 - £99,999	17%	After School Club
£100,000 or above	33%	Pre-School/Playgroup
I don't know	0	n/a
I would rather not say	17%	Day Nursery
Did not say	0	n/a

Feedback from carers of children and young people with SEND

67% (two thirds) of responding parents, i.e. carers, who were resident in the Bollington Schools Planning Area stated that they were caring for/raising at least one child with SEND or a long-term illness.

The most frequent SEND type stated was Autistic Spectrum Disorder followed in frequency by Speech, Language and Communication Needs.

These relevant respondents were invited to describe any particular issue(s) they have experienced as a carer of a child with SEND in accessing childcare – and the most frequent was: Setting unable to cater for my children's special needs or disabilities.

Usage of Formal and Informal Childcare

Table 13 - Most frequent type(s) of formal childcare evidently accessed within the Bollington Schools Planning Area

Schools Planning Area	Most frequent type of formal childcare evidently accessed by responding parents	Second most frequent type of formal childcare evidently accessed by responding parents	Second most frequent type of formal childcare evidently accessed by responding parents
Bollington	Holiday Playscheme (33%)	Day Nursery (25%)	After School Club (25%)

The type of *informal* childcare responding parents/carers had evidently used for any of the children in their household at some point in 2022, was just me and/or a partner (50%) and with an equal frequency: grandparents (also 50%).

- 17% of responding parents from the Bollington Schools Planning Area stated that they were: **accessing formal childcare only**
- 17% of responding parents from the Bollington Schools Planning Area stated that they were: **accessing informal childcare only**
- 64% of responding parents from the Bollington Schools Planning Area stated that they were: **accessing formal and informal childcare**

Table 14 - Average number of hours (relevant) responding parents stated that they were accessing formal childcare for on a typical weekday in 2022 during term-time

Schools Planning Area	Average number of hours on a typical week day formal childcare was being accessed for – by relevant parents, during term time	Most frequent number of hours on a typical week day formal childcare was being accessed for – by relevant parents, during term time
Bollington	7 hours 45 minutes	9

Table 15 - Weekdays which responding parents were evidently most frequently accessing formal childcare during: (a) school term-times and; (b) school holiday-times

Schools Planning Area	Most frequent weekday – during term-times	Most frequent weekday – during holiday times
Bollington	Friday	Ad-hoc days

Table 16 - Average monthly amounts that relevant responding parents spent on formal childcare during: (a) term-time and: (b) school holiday-times

Schools Planning Area	Average monthly expenditure on formal childcare – term-time	Average monthly expenditure on formal childcare – holiday-time
Bollington	£230	£250

All responding parents and carers were invited to state any types of *formal* childcare that they would like to access in the near future, which they were not accessing in summer 2022?:

Table 17 - Most frequent type(s) of formal childcare envisaged for future use

Schools Planning Area	Most frequent type of formal childcare evidently envisaged will be accessed in the future	Second most frequent type of formal childcare evidently envisaged will be accessed in the future
Bollington	Pre-school/ Playgroup	Holiday Playscheme

One theme and assurance that such relevant parents/carers repeatedly stated that they would look for if they were to consider accessing formal childcare at some point in the future was: social opportunities for my child(ren).

Funded Childcare

20% of responding Bollington Schools Planning Area-resident, parents/carers stated that they had a child aged 2 years, however none of these individuals were accessing the free entitlement for that age cohort.

Additionally, 50% of responding parents/carers stated that they had a child aged 3 and/or 4 years and 33% of such parents/carers subsequently stated that they were currently accessing the universal 15 hours free entitlement for 3 and 4 year olds.

67% of such parents/carers subsequently stated that they were currently accessing the extended 30 hours childcare offer, with all of these parents/carers stating that it was very easy to organise.

Childcare and COVID-19

All Bollington Schools Planning Area-resident parents of pre-school aged children were invited to state whether they had any concerns about their relevant child(ren)'s early development, including their early years education, as a direct result of the COVID-19 pandemic?

50% of relevant parents stated Yes and specific feedback included:

"I have seen a reduced wish to socialise and her emotional development has been effected"

"His social skills are now lacking and he his 'educationally behind'".

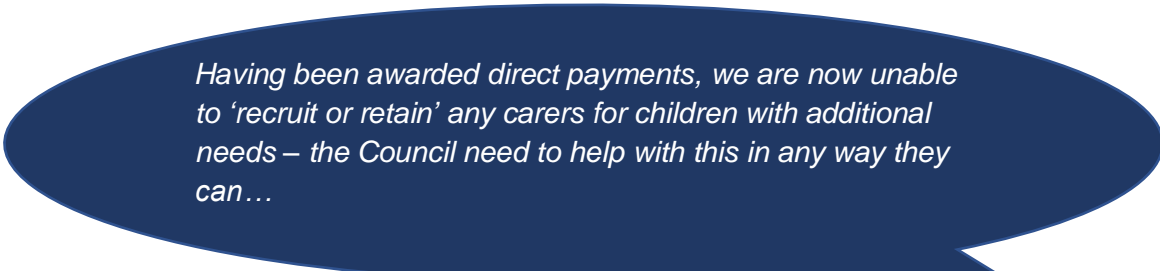
"Whilst in some ways he is advanced in his understanding... he is a lot 'younger' than his siblings were at the same age... for instance he is less independent and still not properly potty trained".

Barriers to accessing childcare

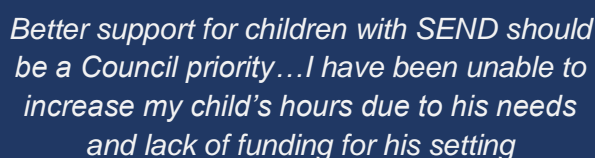
All Bollington Schools Planning Area-resident parents were invited to state whether – at some point in time – they had experienced any specific barriers to accessing childcare. The one repeated such barrier was that: I could not/cannot find a childcare provider to offer the times/hours that I need.

Childcare and Cheshire East Council

All Bollington Schools Planning Area-resident parents were invited to state whether there was anything that Cheshire East Council should be doing in terms of supporting parents and carers with childcare, in 2022. Specific feedback provided by individual respondents included:



Having been awarded direct payments, we are now unable to 'recruit or retain' any carers for children with additional needs – the Council need to help with this in any way they can...



Better support for children with SEND should be a Council priority...I have been unable to increase my child's hours due to his needs and lack of funding for his setting

Finally, all parents were invited to state whether they were aware of the existence of Cheshire East Family Information Service. For those who responded to this question: 50% stated that they were – and 50% stated that they were not, or did not provide a specific response either way.